

RESIDENCE



FLOORPLANS



1ST
FLOOR

STUDIO

	LEVEL 1	TYPE 1
SUITE AREA	326.04 SQ.FT.	30.29 SQ.M.
BALCONY AREA	101.72 SQ.FT.	9.45 SQ.M.
TOTAL AREA	427.76 SQ.FT.	39.74 SQ.M.

UNIT

02, 03, 32, 33

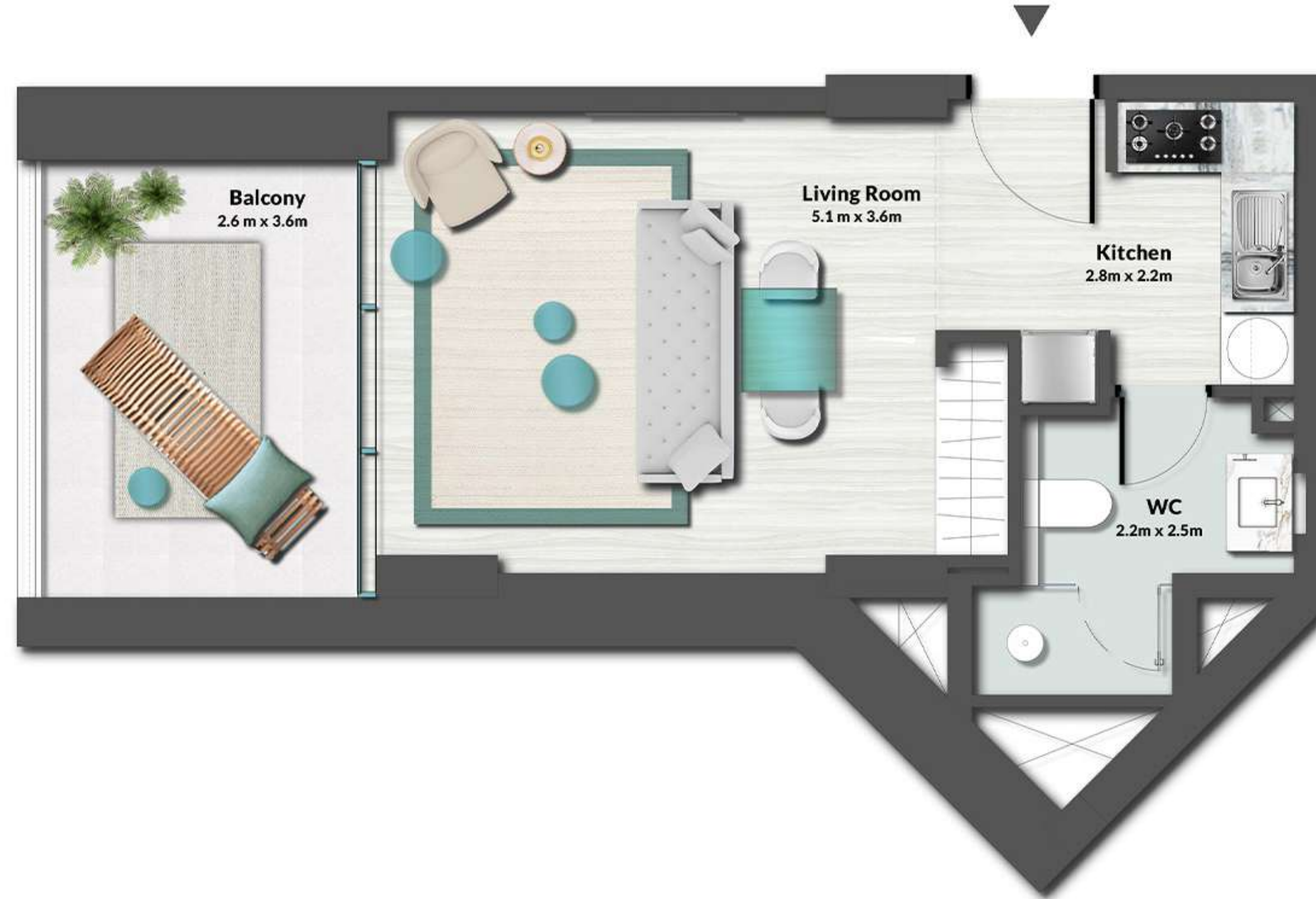


STUDIO

	LEVEL 1	TYPE 2
SUITE AREA	373.51 SQ.FT.	34.70 SQ.M.
BALCONY AREA	101.72 SQ.FT.	9.45 SQ.M.
TOTAL AREA	475.23 SQ.FT.	44.15 SQ.M.

UNIT

01, 21, 34

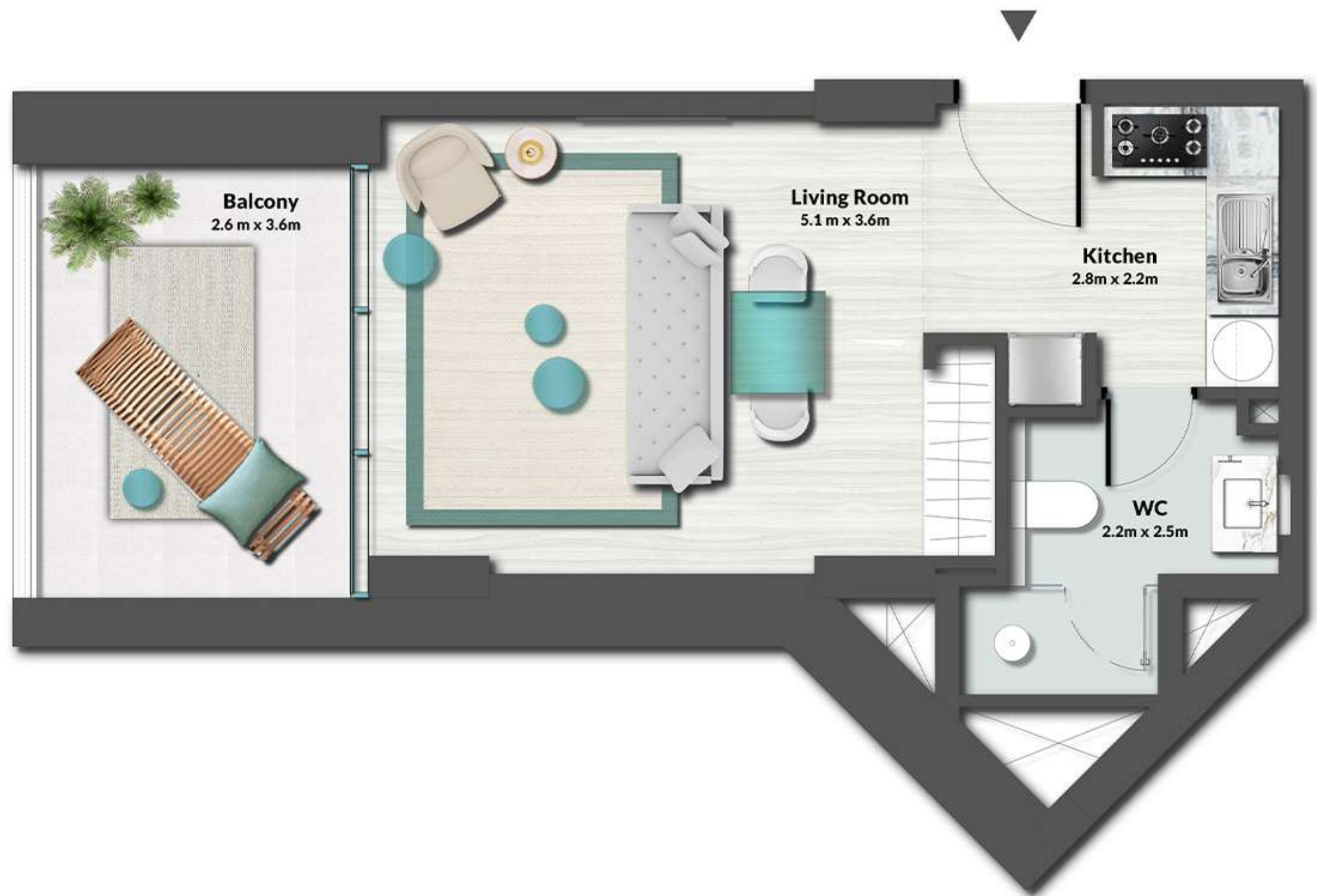



STUDIO

	LEVEL 1	TYPE 3
SUITE AREA	381.26 SQ.FT.	35.42 SQ.M.
BALCONY AREA	101.72 SQ.FT.	9.45 SQ.M.
TOTAL AREA	482.98 SQ.FT.	44.87 SQ.M.

UNIT

09, 14, 26




STUDIO

LEVEL 1 TYPE 4

SUITE AREA	349.07 SQ.FT.	32.43 SQ.M.
BALCONY AREA	80.41 SQ.FT.	7.47 SQ.M.
TOTAL AREA	429.48 SQ.FT.	39.90 SQ.M.

UNIT
25 ,22 ,13 ,10




1 BEDROOM

	LEVEL 1	TYPE 1
SUITE AREA	675.65 SQ.FT.	62.77 SQ.M.
BALCONY AREA	165.01 SQ.FT.	15.33 SQ.M.
TOTAL AREA	840.66 SQ.FT.	78.10 SQ.M.

UNIT

04, 06, 07, 08, 15, 16, 17, 19, 20, 27, 28, 29, 31




1 BEDROOM

LEVEL 1 TYPE 3

SUITE AREA	662.73 SQ.FT.	61.57 SQ.M.
BALCONY AREA	177.60 SQ.FT.	16.50 SQ.M.
TOTAL AREA	840.34 SQ.FT.	78.07 SQ.M.

UNIT
11, 12, 23, 24




2 BEDROOM

LEVEL 1 TYPE 1

SUITE AREA	1,166.70 SQ.FT.	108.39 SQ.M.
BALCONY AREA	714.83 SQ.FT.	66.41 SQ.M.
<hr/>		
TOTAL AREA	1,881.53 SQ.FT.	174.80 SQ.M.

UNIT
05, 18, 30



2ND FLOOR




STUDIO

LEVEL 2 TYPE 1

SUITE AREA	327.87 SQ.FT.	30.46 SQ.M.
BALCONY AREA	103.87 SQ.FT.	9.65 SQ.M.
TOTAL AREA	431.74 SQ.FT.	40.11 SQ.M.

UNIT
02, 03, 32, 33





SUITE AREA	351.98 SQ.FT.	32.70 SQ.M.
BALCONY AREA	88.80 SQ.FT.	8.25 SQ.M.
<hr/>		
TOTAL AREA	440.78 SQ.FT.	40.95 SQ.M.

UNIT

01, 09, 14, 21, 26, 34


1 BEDROOM

LEVEL 2 TYPE 1

SUITE AREA	655.09 SQ.FT.	60.86 SQ.M.
BALCONY AREA	138.32 SQ.FT.	12.85 SQ.M.
TOTAL AREA	793.41 SQ.FT.	73.71 SQ.M.

UNIT

04, 07, 08, 15, 16, 19, 20, 27, 28, 31




1 BEDROOM

LEVEL 2 TYPE 2

SUITE AREA	682.54 SQ.FT.	63.41 SQ.M.
BALCONY AREA	148.43 SQ.FT.	13.79 SQ.M.
TOTAL AREA	830.97 SQ.FT.	77.20 SQ.M.

UNIT

06, 17, 29



MASA

RESIDENCE


1 BEDROOM

LEVEL 2 TYPE 3

SUITE AREA	652.08 SQ.FT.	60.58 SQ.M.
BALCONY AREA	199.67 SQ.FT.	18.55 SQ.M.
<hr/>		
TOTAL AREA	851.75 SQ.FT.	79.13 SQ.M.

UNIT

10, 11, 12, 13, 22, 23, 24, 25




2 BEDROOM

LEVEL 2 TYPE 1A

SUITE AREA	1,145.50 SQ.FT.	106.42 SQ.M.
BALCONY AREA	288.26 SQ.FT.	26.78 SQ.M.
<hr/>		
TOTAL AREA	1,433.75 SQ.FT.	133.20 SQ.M.

UNIT
05, 18, 30




3RD
FLOOR

STUDIO

LEVEL 3 TYPE 1

SUITE AREA	327.55 SQ.FT.	30.43 SQ.M.
BALCONY AREA	104.19 SQ.FT.	9.68 SQ.M.
TOTAL AREA	431.74 SQ.FT.	40.11 SQ.M.

UNIT
02, 03, 32, 33



STUDIO

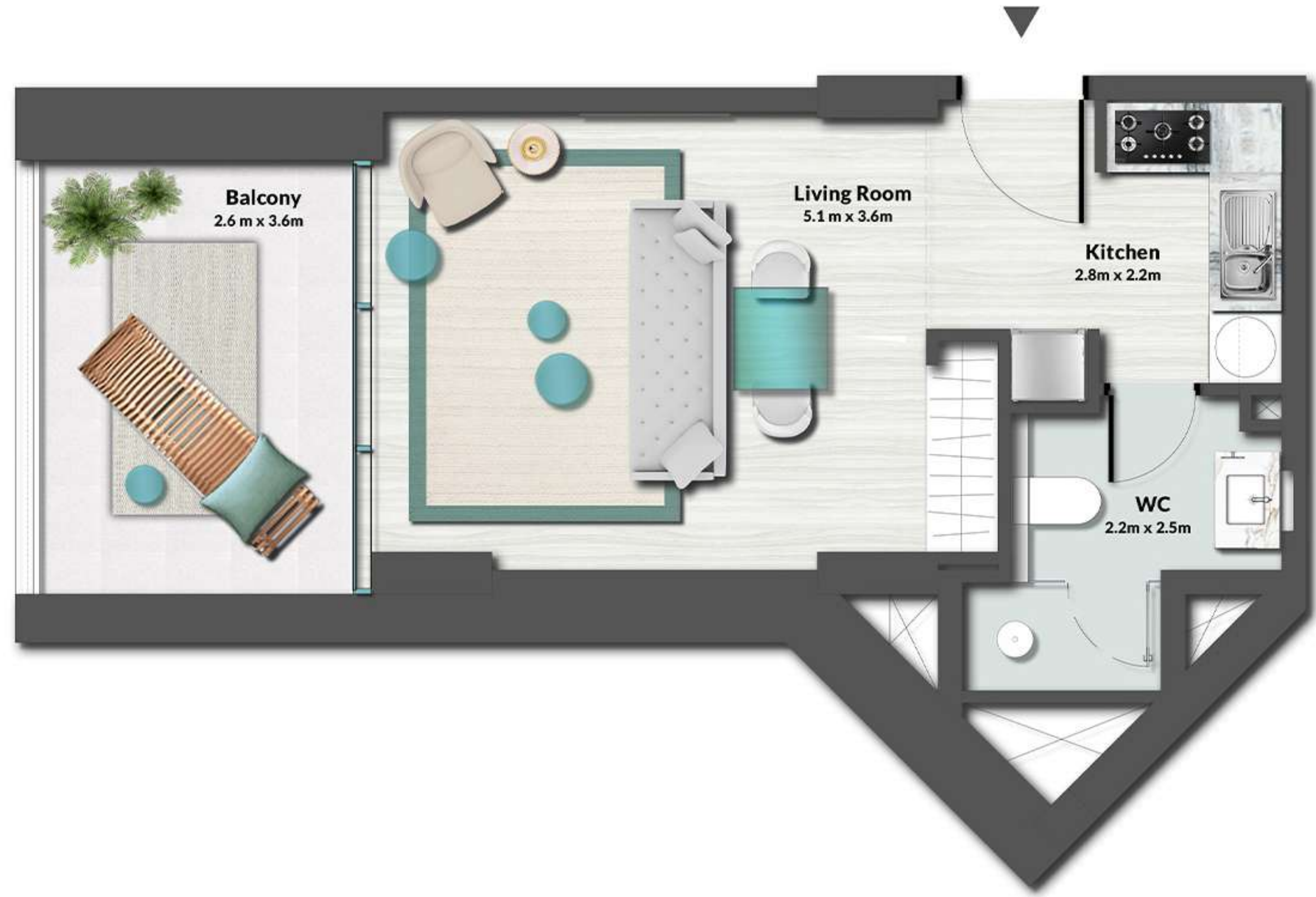

LEVEL 3

TYPE 2

SUITE AREA	349.07 SQ.FT.	32.43 SQ.M.
BALCONY AREA	122.71 SQ.FT.	11.40 SQ.M.
TOTAL AREA	471.78 SQ.FT.	43.83 SQ.M.

UNIT

01, 09, 14, 21, 26, 34




1 BEDROOM

LEVEL 3 TYPE 1

SUITE AREA	651.32 SQ.FT.	60.51 SQ.M.
BALCONY AREA	136.27 SQ.FT.	12.66 SQ.M.
TOTAL AREA	787.60 SQ.FT.	73.17 SQ.M.

UNIT

04, 07, 08, 15, 16, 19, 20, 27, 28, 31




1 BEDROOM

LEVEL 3 TYPE 2

SUITE AREA	682.54 SQ.FT.	63.41 SQ.M.
BALCONY AREA	134.33 SQ.FT.	12.48 SQ.M.
TOTAL AREA	816.87 SQ.FT.	75.89 SQ.M.

UNIT
06, 17, 29




1 BEDROOM

LEVEL 3 TYPE 3

SUITE AREA	652.08 SQ.FT.	60.58 SQ.M.
BALCONY AREA	151.66 SQ.FT.	14.09 SQ.M.
TOTAL AREA	803.74 SQ.FT.	74.67 SQ.M.

UNIT

10, 11, 12, 13, 22, 23, 24, 25




2 BEDROOM

LEVEL 3 TYPE 1A

SUITE AREA	1,145.50 SQ.FT.	106.42 SQ.M.
BALCONY AREA	288.26 SQ.FT.	26.78 SQ.M.
<hr/>		
TOTAL AREA	1,433.75 SQ.FT.	133.20 SQ.M.

UNIT
05, 18, 30




4TH
FLOOR

STUDIO

LEVEL 4 TYPE 1

SUITE AREA	327.55 SQ.FT.	30.43 SQ.M.
BALCONY AREA	88.80 SQ.FT.	8.25 SQ.M.
TOTAL AREA	416.35 SQ.FT.	38.68 SQ.M.

UNIT
02, 03, 32, 33



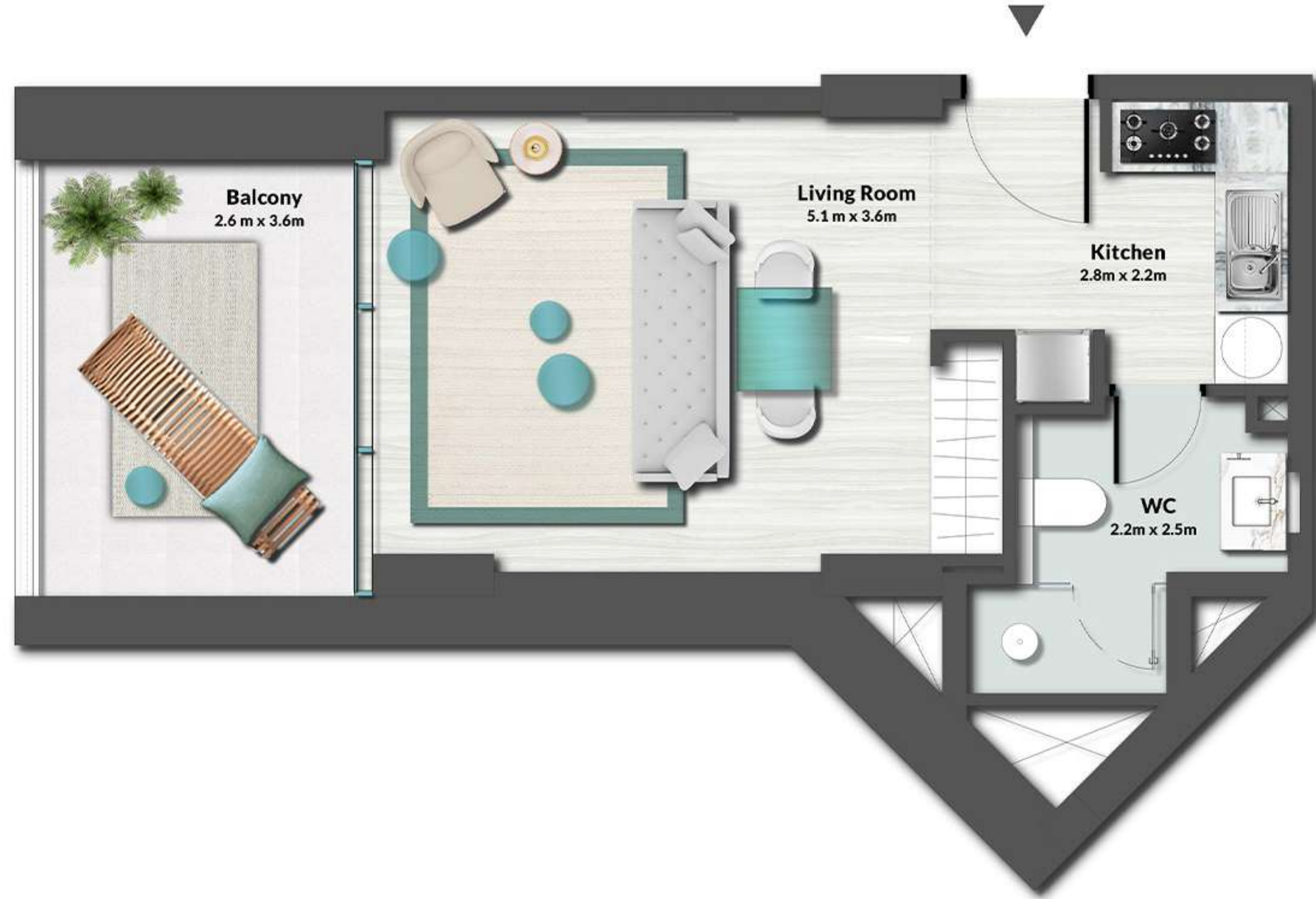

STUDIO

LEVEL 4 TYPE 2

SUITE AREA	349.07 SQ.FT.	32.43 SQ.M.
BALCONY AREA	103.87 SQ.FT.	9.65 SQ.M.
TOTAL AREA	452.95 SQ.FT.	42.08 SQ.M.

UNIT

01, 09, 14, 21, 26, 34




1 BEDROOM

LEVEL 4 TYPE 1

SUITE AREA	654.77 SQ.FT.	60.83 SQ.M.
BALCONY AREA	138.53 SQ.FT.	12.87 SQ.M.
TOTAL AREA	793.30 SQ.FT.	73.70 SQ.M.

UNIT

04, 07, 08, 15, 16, 19, 20, 27, 28, 31




1 BEDROOM

LEVEL 4 TYPE 2

SUITE AREA	682.54 SQ.FT.	63.41 SQ.M.
BALCONY AREA	166.95 SQ.FT.	15.51 SQ.M.
TOTAL AREA	849.49 SQ.FT.	78.92 SQ.M.

UNIT
06, 17, 29



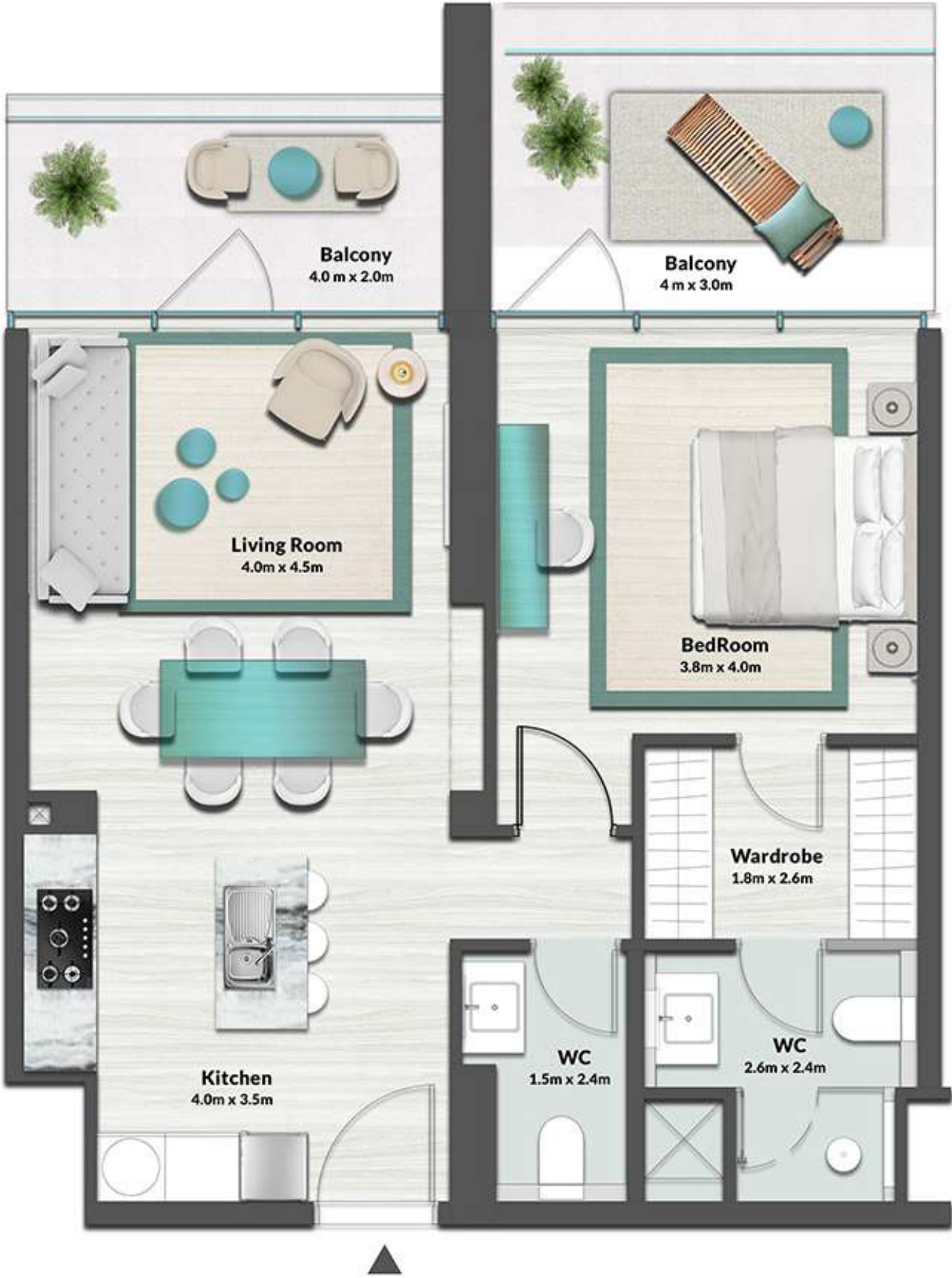

1 BEDROOM

LEVEL 4 TYPE 3

SUITE AREA	652.08 SQ.FT.	60.58 SQ.M.
BALCONY AREA	151.66 SQ.FT.	14.09 SQ.M.
TOTAL AREA	803.74 SQ.FT.	74.67 SQ.M.

UNIT

10, 11, 12, 13, 22, 23, 24, 25




2 BEDROOM

LEVEL 4 TYPE 1A

SUITE AREA	1,145.50 SQ.FT.	106.42 SQ.M.
BALCONY AREA	288.26 SQ.FT.	26.78 SQ.M.
TOTAL AREA	1,433.75 SQ.FT.	133.20 SQ.M.

UNIT
05, 18, 30



5TH
FLOOR




STUDIO

LEVEL 5 TYPE 1

SUITE AREA	328.19 SQ.FT.	30.49 SQ.M.
BALCONY AREA	122.39 SQ.FT.	11.37 SQ.M.
TOTAL AREA	450.58 SQ.FT.	41.86 SQ.M.

UNIT

02, 03, 29, 30

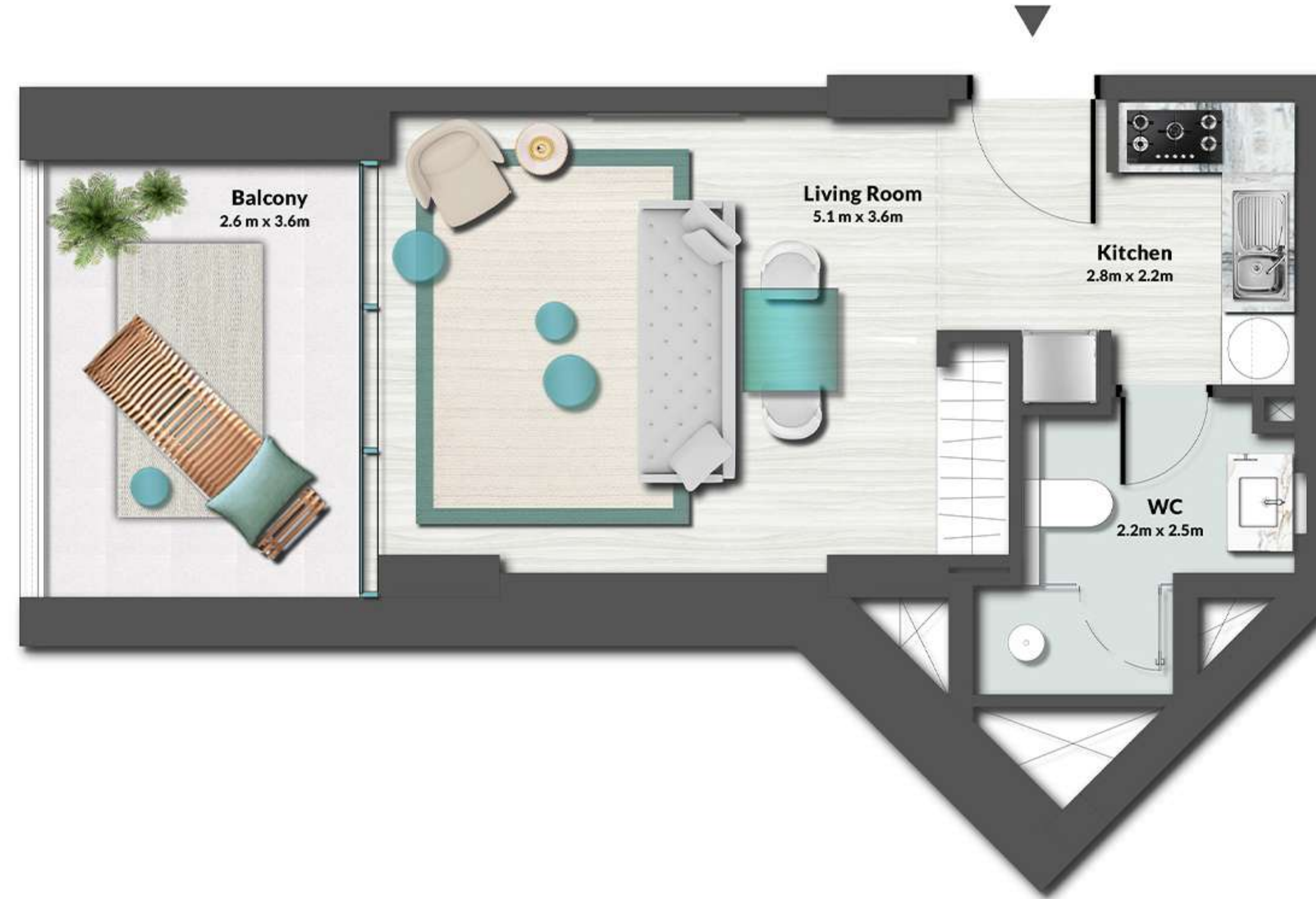



STUDIO

LEVEL 5 TYPE 2

SUITE AREA	349.07 SQ.FT.	32.43 SQ.M.
BALCONY AREA	104.19 SQ.FT.	9.68 SQ.M.
TOTAL AREA	453.27 SQ.FT.	42.11 SQ.M.


UNIT
01, 08, 13, 19, 24, 31





UNIT

04, 06, 07, 14, 15, 17, 18, 25, 26, 28



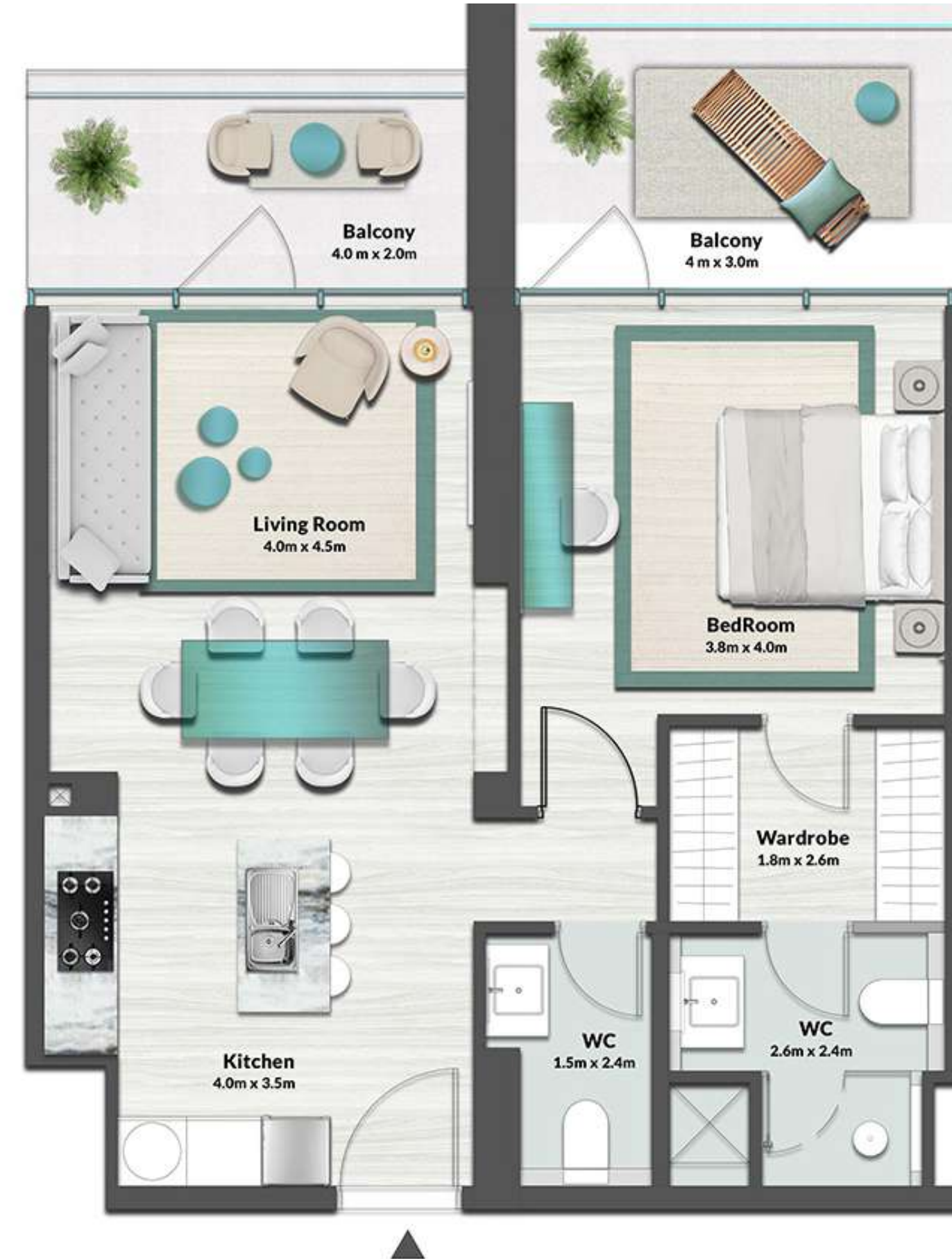

1 BEDROOM

LEVEL 5 TYPE 3

SUITE AREA	652.08 SQ.FT.	60.58 SQ.M.
BALCONY AREA	151.66 SQ.FT.	14.09 SQ.M.
<hr/>		
TOTAL AREA	803.74 SQ.FT.	74.67 SQ.M.

UNIT

09, 10, 11, 12, 20, 21, 22, 23




2 BEDROOM

LEVEL 5 TYPE 2

SUITE AREA	1,292.32 SQ.FT.	120.06 SQ.M.
BALCONY AREA	1,318.36 SQ.FT.	122.48 SQ.M.
<hr/>		
TOTAL AREA	2,610.68 SQ.FT.	242.54 SQ.M.

UNIT
05, 16, 27




6TH
FLOOR

STUDIO

LEVEL 6 TYPE 1

SUITE AREA	327.98 SQ.FT.	30.47 SQ.M.
BALCONY AREA	104.19 SQ.FT.	9.68 SQ.M.
TOTAL AREA	432.17 SQ.FT.	40.15 SQ.M.

UNIT
02, 03, 29, 30



STUDIO

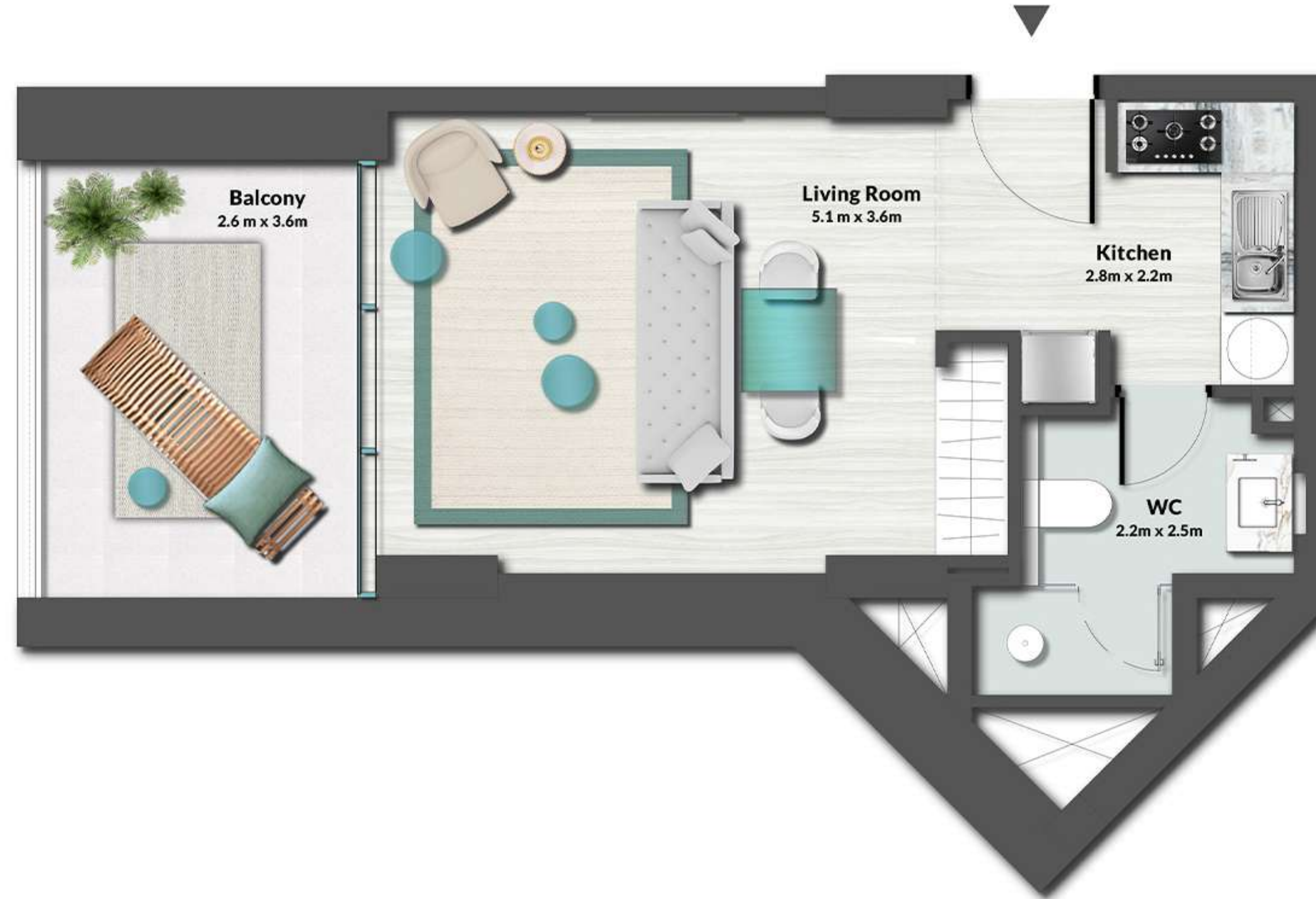
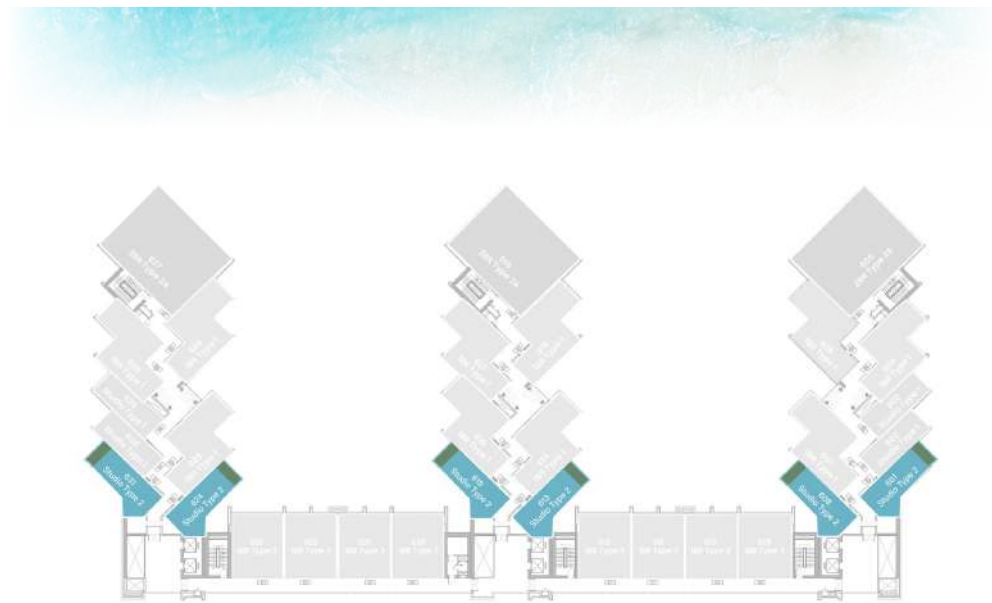
LEVEL 6

TYPE 2

SUITE AREA	349.07 SQ.FT.	32.43 SQ.M.
BALCONY AREA	104.19 SQ.FT.	9.68 SQ.M.
TOTAL AREA	453.27 SQ.FT.	42.11 SQ.M.

UNIT

01, 08, 13, 19, 24, 31



1 BEDROOM


LEVEL 6

TYPE 1

SUITE AREA	655.52 SQ.FT.	60.90 SQ.M.
BALCONY AREA	171.25 SQ.FT.	15.91 SQ.M.
TOTAL AREA	826.78 SQ.FT.	76.81 SQ.M.

UNIT

04, 06, 07, 14, 15, 17, 18, 25, 26, 28




1 BEDROOM

LEVEL 6 TYPE 3

SUITE AREA	652.08 SQ.FT.	60.58 SQ.M.
BALCONY AREA	151.66 SQ.FT.	14.09 SQ.M.
TOTAL AREA	803.74 SQ.FT.	74.67 SQ.M.

UNIT

09, 10, 11, 12, 20, 21, 22, 23




2 BEDROOM

LEVEL 6 TYPE 2A

SUITE AREA	1,282.95 SQ.FT.	119.19 SQ.M.
BALCONY AREA	704.18 SQ.FT.	65.42 SQ.M.
<hr/>		
TOTAL AREA	1,987.13 SQ.FT.	184.61 SQ.M.

UNIT
05, 16, 27



7TH & 8TH
FLOOR

STUDIO

LEVEL 7 & 8

TYPE 1

SUITE AREA	327.98 SQ.FT.	30.47 SQ.M.
BALCONY AREA	88.80 SQ.FT.	8.25 SQ.M.
TOTAL AREA	416.78 SQ.FT.	38.72 SQ.M.

UNIT

02, 03, 29, 30



STUDIO

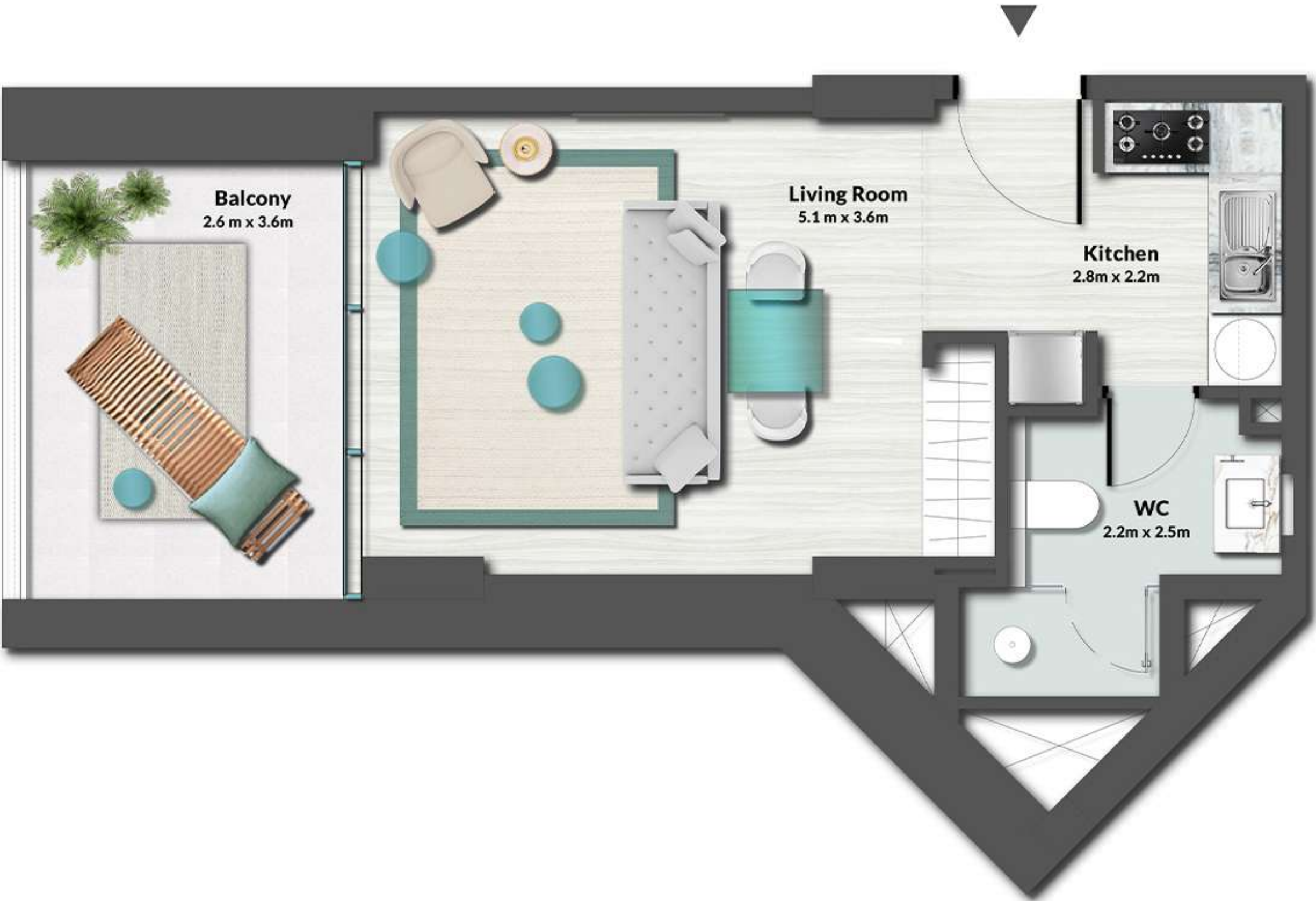

LEVEL 7 & 8

TYPE 2

SUITE AREA	349.40 SQ.FT.	32.46 SQ.M.
BALCONY AREA	103.87 SQ.FT.	9.65 SQ.M.
TOTAL AREA	453.27 SQ.FT.	42.11 SQ.M.

UNIT

01, 08, 13, 19, 24, 31




1 BEDROOM

LEVEL 7 & 8 TYPE 1

SUITE AREA	655.85 SQ.FT.	60.93 SQ.M.
BALCONY AREA	156.72 SQ.FT.	14.56 SQ.M.
TOTAL AREA	812.57 SQ.FT.	75.49 SQ.M.

UNIT

04, 06, 07, 14, 15, 17, 18, 25, 26, 28



1 BEDROOM


LEVEL 7 & 8

TYPE 3

SUITE AREA	652.08 SQ.FT.	60.58 SQ.M.
BALCONY AREA	151.66 SQ.FT.	14.09 SQ.M.
TOTAL AREA	803.74 SQ.FT.	74.67 SQ.M.

UNIT

09, 10, 11, 12, 20, 21, 22, 23




2 BEDROOM

LEVEL 7 & 8 TYPE 2B

SUITE AREA	1,282.74 SQ.FT.	119.17 SQ.M.
BALCONY AREA	228.73 SQ.FT.	21.25 SQ.M.
<hr/>		
TOTAL AREA	1,511.47 SQ.FT.	140.42 SQ.M.

UNIT
05, 16, 27





9TH FLOOR

STUDIO


LEVEL 9

TYPE 1

SUITE AREA	327.76 SQ.FT.	30.45 SQ.M.
BALCONY AREA	103.87 SQ.FT.	9.65 SQ.M.
TOTAL AREA	431.63 SQ.FT.	40.10 SQ.M.

UNIT

02, 03, 06, 15, 26, 29, 30



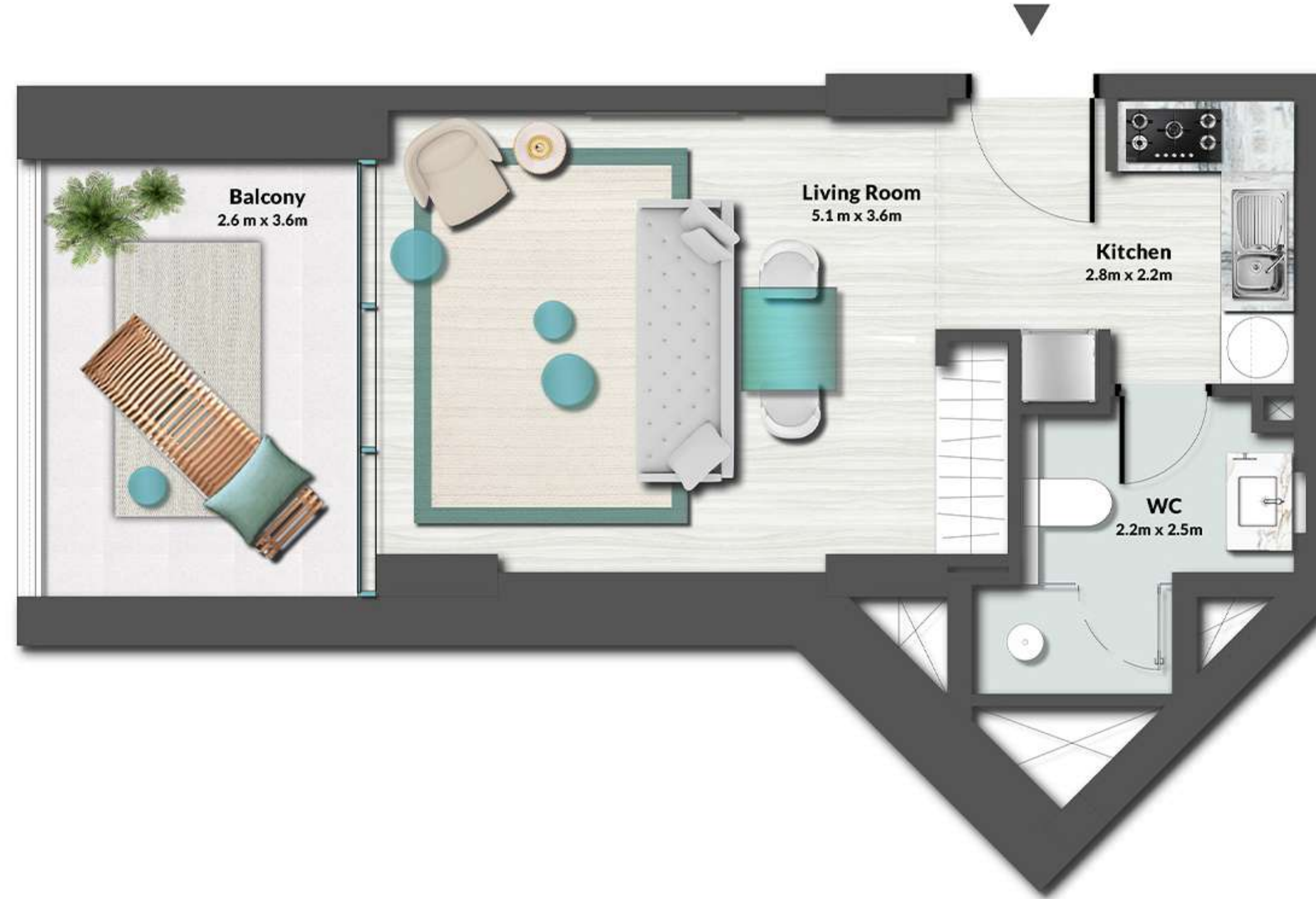

STUDIO

LEVEL 9 TYPE 2

SUITE AREA	349.07 SQ.FT.	32.43 SQ.M.
BALCONY AREA	122.71 SQ.FT.	11.40 SQ.M.
TOTAL AREA	471.78 SQ.FT.	43.83 SQ.M.

UNIT

01, 08, 13, 19, 24, 31




1 BEDROOM

LEVEL 9 TYPE 1

SUITE AREA	655.31 SQ.FT.	60.88 SQ.M.
BALCONY AREA	138.32 SQ.FT.	12.85 SQ.M.
TOTAL AREA	793.62 SQ.FT.	73.73 SQ.M.

UNIT

04, 07, 14, 17, 18, 25, 28




1 BEDROOM

LEVEL 9 TYPE 3

SUITE AREA	652.08 SQ.FT.	60.58 SQ.M.
BALCONY AREA	151.66 SQ.FT.	14.09 SQ.M.
TOTAL AREA	803.74 SQ.FT.	74.67 SQ.M.

UNIT

09, 10, 11, 12, 20, 21, 22, 23




2 BEDROOM

LEVEL 9 TYPE 3

SUITE AREA	1,259.59 SQ.FT.	117.02 SQ.M.
BALCONY AREA	987.48 SQ.FT.	91.74 SQ.M.
TOTAL AREA	2,247.07 SQ.FT.	208.76 SQ.M.

UNIT
05, 16, 27



10TH
FLOOR


STUDIO

LEVEL 10 TYPE 1

SUITE AREA	327.44 SQ.FT.	30.42 SQ.M.
BALCONY AREA	104.19 SQ.FT.	9.68 SQ.M.
TOTAL AREA	431.63 SQ.FT.	40.10 SQ.M.

UNIT

02, 03, 06, 15, 26, 29, 30



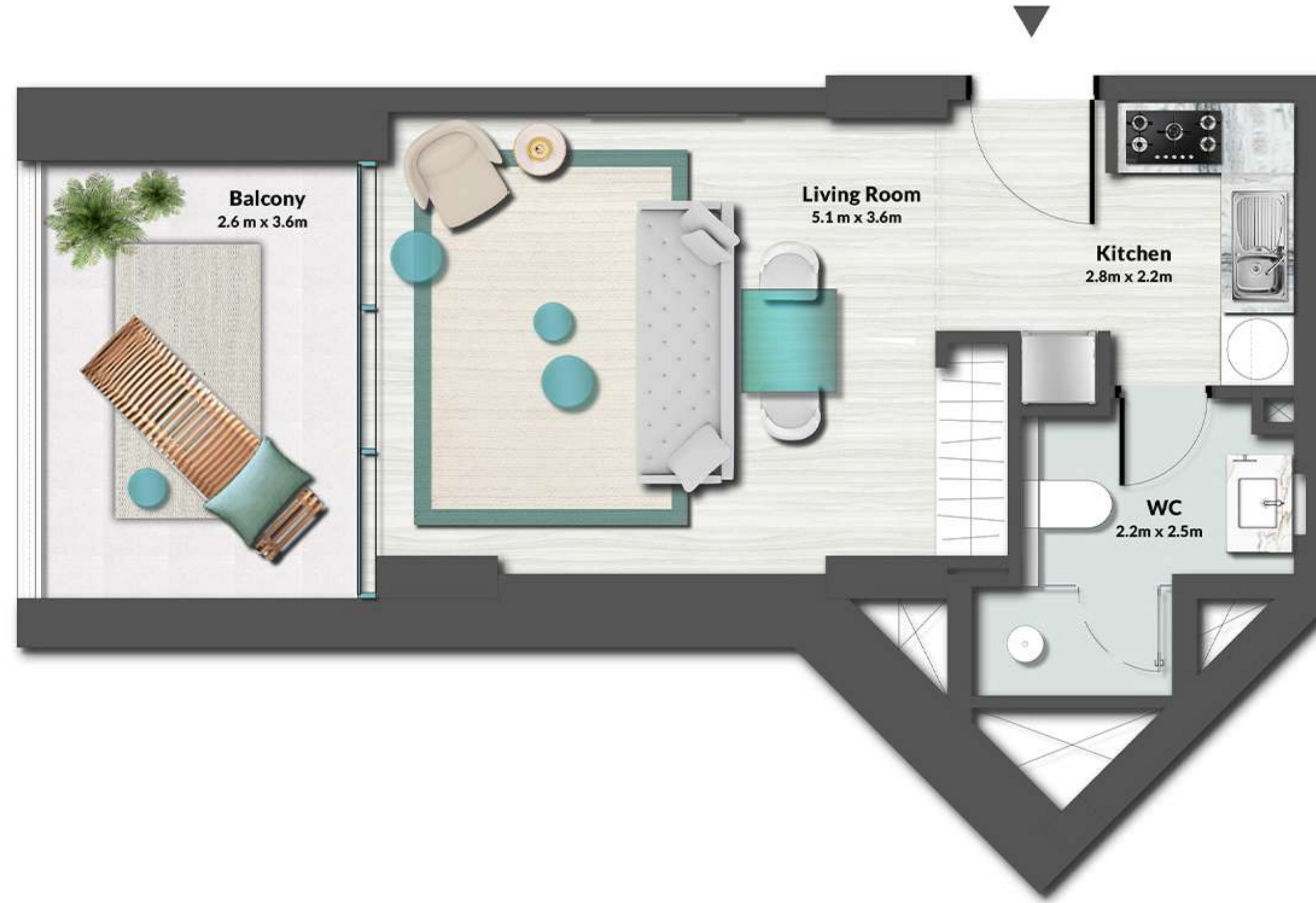
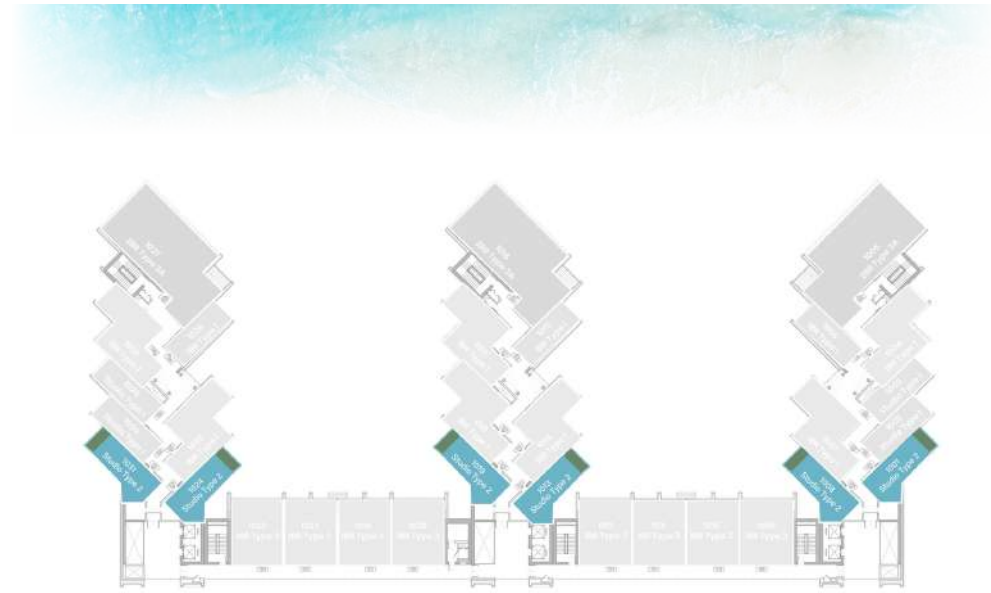
STUDIO

LEVEL 10TYPE 2

SUITE AREA	349.07 SQ.FT.	32.43 SQ.M.
BALCONY AREA	88.80 SQ.FT.	8.25 SQ.M.
TOTAL AREA	437.88 SQ.FT.	40.68 SQ.M.

UNIT

01, 08, 13, 19, 24, 31




1 BEDROOM

LEVEL 10 TYPE 1

SUITE AREA	651.32 SQ.FT.	60.51 SQ.M.
BALCONY AREA	136.38 SQ.FT.	12.67 SQ.M.
TOTAL AREA	787.70 SQ.FT.	73.18 SQ.M.

UNIT

04, 07, 14, 17, 18, 25, 28



1 BEDROOM

LEVEL 10 TYPE 3

SUITE AREA	652.08 SQ.FT.	60.58 SQ.M.
BALCONY AREA	151.66 SQ.FT.	14.09 SQ.M.
<hr/>		
TOTAL AREA	803.74 SQ.FT.	74.67 SQ.M.

UNIT

09, 10, 11, 12, 20, 21, 22, 23




2 BEDROOM

LEVEL 10 TYPE 3A

SUITE AREA	1,259.59 SQ.FT.	117.02 SQ.M.
BALCONY AREA	699.33 SQ.FT.	64.97 SQ.M.
TOTAL AREA	1,958.92 SQ.FT.	181.99 SQ.M.

UNIT
05, 16, 27



11TH & 12TH
FLOOR


STUDIO

LEVEL 11 & 12 TYPE 1

SUITE AREA	327.44 SQ.FT.	30.42 SQ.M.
BALCONY AREA	88.80 SQ.FT.	8.25 SQ.M.
TOTAL AREA	416.24 SQ.FT.	38.67 SQ.M.

UNIT

02, 03, 06, 15, 26, 29, 30



STUDIO

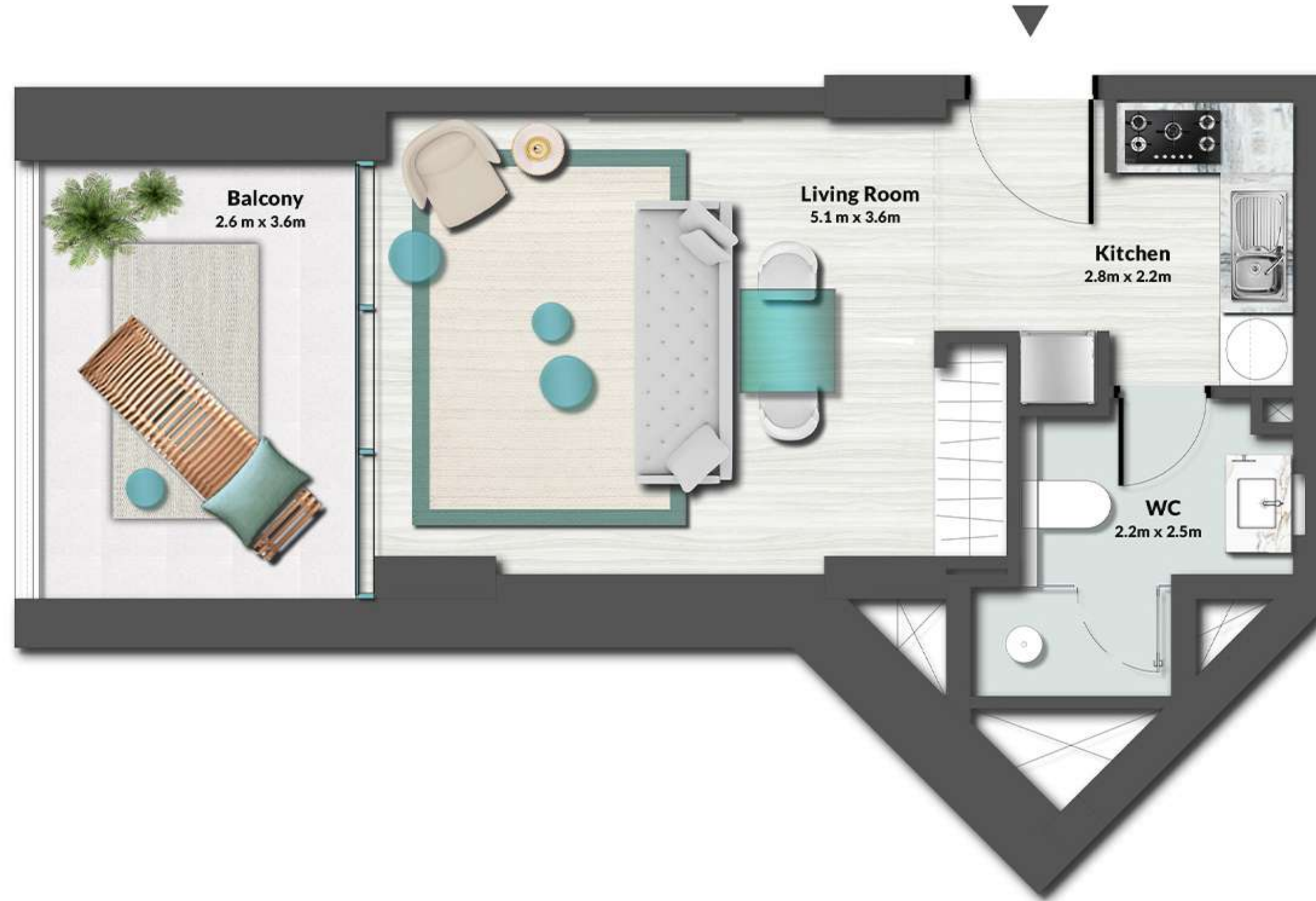
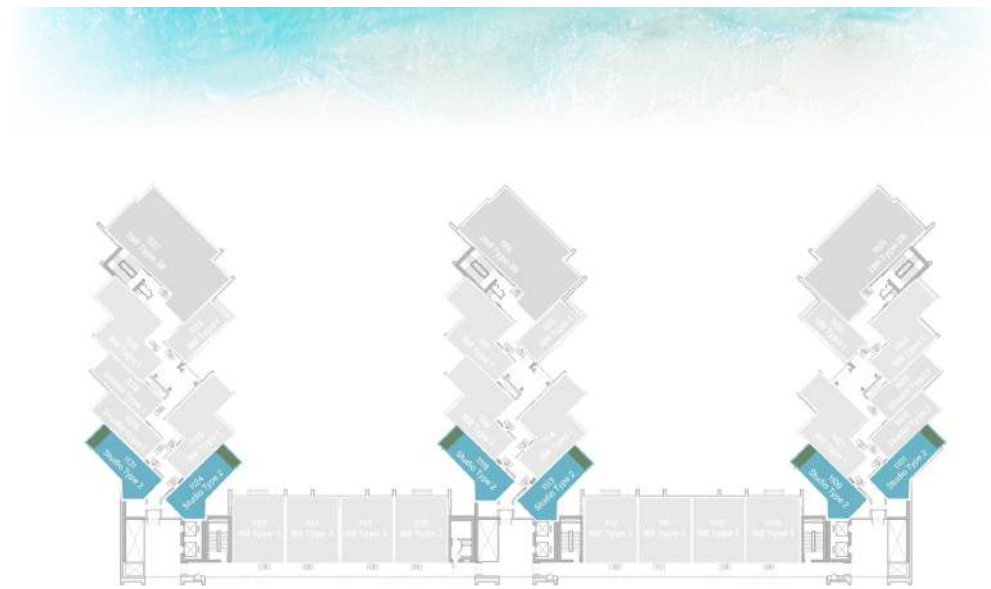
LEVEL 11 & 12

TYPE 2

SUITE AREA	349.07 SQ.FT.	32.43 SQ.M.
BALCONY AREA	122.39 SQ.FT.	11.37 SQ.M.
TOTAL AREA	471.46 SQ.FT.	43.80 SQ.M.

UNIT

01, 08, 13, 19, 24, 31




1 BEDROOM

LEVEL 11 & 12 TYPE 1

SUITE AREA	651.65 SQ.FT.	60.54 SQ.M.
BALCONY AREA	154.79 SQ.FT.	14.38 SQ.M.
TOTAL AREA	806.43 SQ.FT.	74.92 SQ.M.

UNIT

04, 07, 14, 17, 18, 25, 28




1 BEDROOM

LEVEL 11 & 12 TYPE 3

SUITE AREA	652.08 SQ.FT.	60.58 SQ.M.
BALCONY AREA	151.66 SQ.FT.	14.09 SQ.M.
TOTAL AREA	803.74 SQ.FT.	74.67 SQ.M.

UNIT

09, 10, 11, 12, 20, 21, 22, 23




2 BEDROOM

LEVEL 11 & 12 TYPE 3B

SUITE AREA	1,259.49 SQ.FT.	117.01 SQ.M.
BALCONY AREA	540.46 SQ.FT.	50.21 SQ.M.
<hr/>		
TOTAL AREA	1,799.94 SQ.FT.	167.22 SQ.M.

UNIT
05, 16, 27



DEVELOPED BY



EXCLUSIVE AGENTS

