



# BEACH RESIDENCES

SOBHA  
*Siniga Island*


# The Sobha way

## The Sobha way

Sobha Realty redefines the concept of luxury residential living with a repertoire of real estate projects across UAE.

*Pioneering the 'Backward Integration' model in real estate, Sobha Realty employs in-house mastery to create a unique offering of fine living that extends beyond the customer's expectations.*





Sultan Qaboos Grand Mosque

# Backward Integration

The foremost backward integrated company known in the world with all the key competencies and in-house resources to deliver a project from conceptualization to completion ensuring:

*Timely Delivery*

*Unmatched Quality*



**WE NOTICE THE  
SMALLEST DETAILS.**

*So you wont have to*

# Art of the detail

A R T O F T H E D E T A I L  
R T O F T H E D E T A I L A  
T O F T H E D E T A I L A R  
O F T H E D E T A I L A R T  
F T H E D E T A I L A R T O  
T H E D E T A I L A R T O F  
H E D E T A I L A R T O F T  
E D E T A I L A R T O F T H  
D E T A I L A R T O F T H E  
E T A I L A R T O F T H E D  
T A I L A R T O F T H E D E  
A I L A R T O F T H E D E T  
I L A R T O F T H E D E T A  
L A R T O F T H E D E T A I  
A R T O F T H E D E T A I L  
E T A I L A R T O F T H E D  
T A I L A R T O F T H E D E  
A I L A R T O F T H E D E T  
I L A R T O F T H E D E T A



At Sobha,  
we don't exceed  
international  
building standards,  
we define them.

SOBHA  
REALTY

SOBHA  
*Siniya Island*

Untouched.  
Undiscovered.  
Unrivalled

A pristine paradise where nature flourishes in its purest form, Sobha Siniya Island captivates the soul with its untouched beauty.

A timeless sanctuary, Sobha Siniya Island invites adventurers to explore its undiscovered hidden treasures.

Each vista offers unrivalled serenity and natural majesty, where the true allure lies in its untamed charm.







# ISLAND LIFE

## ESSENCE OF ISLAND LIVING

Be akin with nature on Sobha Siniya Island, where velvety white sands and gently swaying trees are embraced by the refreshing sea breeze.

Picture yourself strolling barefoot on soft, white sand, as the waves compose a melody that offers an unparalleled sense of tranquillity.

ISLAND LIFE





ISLAND LIFE

## A COASTAL HAVEN

Each day unfolds like a symphony, with the soothing sound of waves and the gentle rustling of leaves providing a sensory escape from the hustle and bustle of city life.

Discover the captivating allure of secluded beaches and serene sunsets, where the gentle lull of the waves soothes your soul and rejuvenates your spirit.



ISLAND LIFE



LOCATION



LOCATION

#### EMBRACE YOUR NATURAL HAVEN

Sobha Siniya Island stands as one of UAE's precious natural gems waiting to be explored. The island seamlessly blends the tranquil sounds and serene views of the Arabian Gulf providing a constant reminder of nature's untouched beauty.





## LOCATION



## LOCATION

### A WHOLE NEW WORLD

Sobha Siniya Island boasts diverse habitats ranging from pristine white sand beaches to lush mangroves decorated by a rich tapestry of unique wildlife including gazelles, oryx, flamingos and rare turtles.

Here, you savour a life of peaceful seclusion while remaining effortlessly connected to the exhilarating energy of UAE's city.



COMMUNITY



COMMUNITY

TWO DISTINCT VISIONS, ONE UNWAVERING  
COMMITMENT

Set in the tranquil emirate of Umm Al Quwain, one of UAE's most promising and untouched coastal cities, a bold vision of the future begins to unfold. Sobha Realty introduces two expansive and distinct master developments - Sobha Siniya Island and Downtown UAQ | Sobha Realty - each conceived thoughtfully to shape the future of community living along the pristine shores of the Arabian Sea.





## BETWEEN THE SEA AND SKY

Positioned between the shimmer of the sea and the endless reach of the horizon, these two destinations offer distinct experiences rooted in community, nature, and purposeful design.



# A SEASIDE ISLAND PARADISE



Sobha Siniya Island is a serene retreat, where crystal-clear waters meet open skies, and life moves at a more peaceful pace. With easy access from the mainland, the island provides residents with the perfect blend of quiet seclusion and coastal charm - ideal for those seeking balance, beauty, and a strong sense of belonging.





DOWNTOWN  
UMM AL QUWAIN

SOBHA  
REALTY

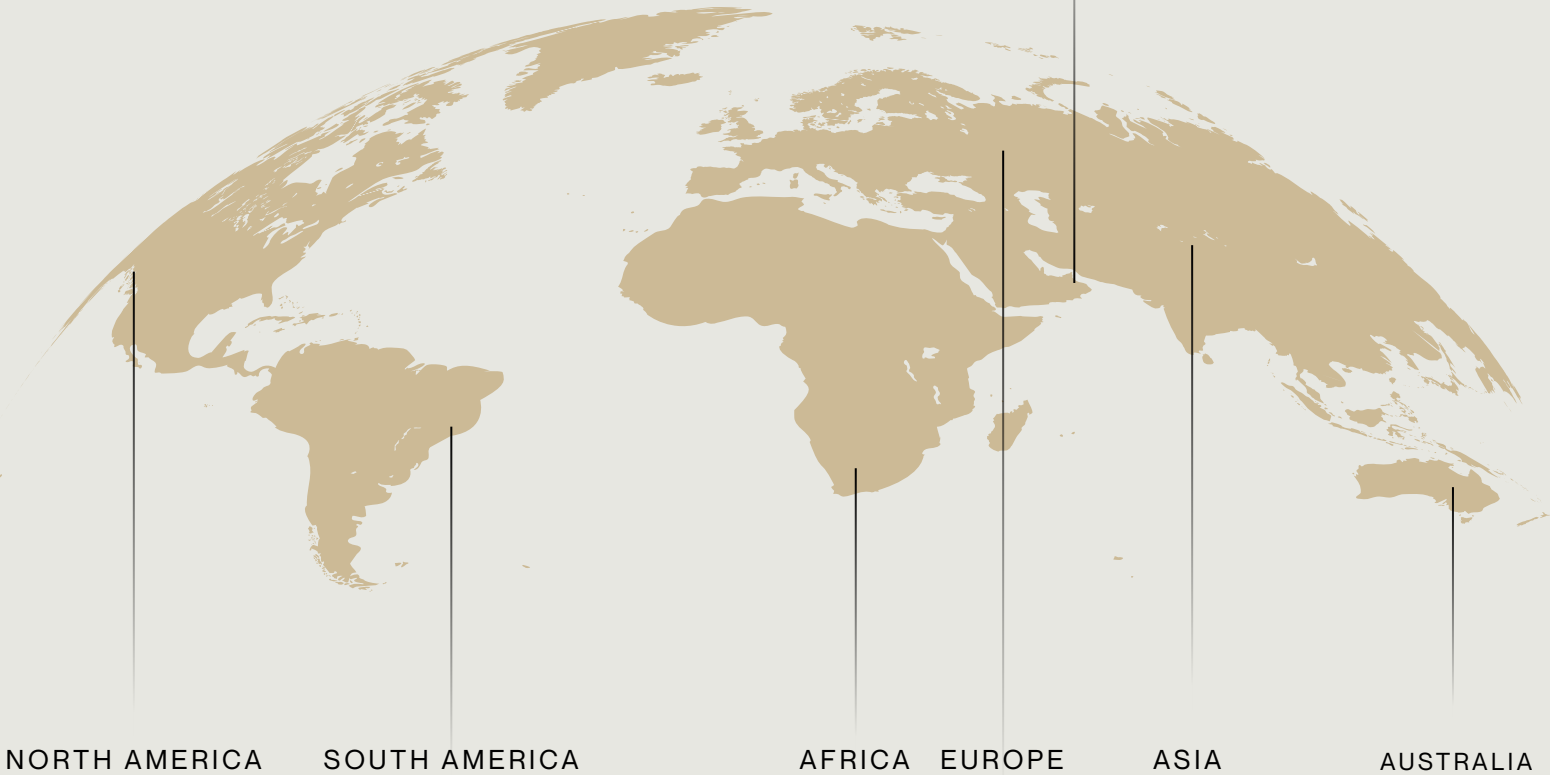
## ONE SEA, ENDLESS POSSIBILITIES

Downtown UAQ | Sobha Realty, meanwhile, brings a fresh pulse to the city - designed as a vibrant destination for a futuristic coastal downtown living, working, and gathering. Start the day with a seaside run, then pivot effortlessly to downtown meetings. A short stroll takes you from high-end boutiques to beachfront restaurants, from cultural venues to quiet beach trails. A place where contrasts don't compete - they connect. Where energy and ease live side by side, offering a way of life that's dynamic, balanced, and endlessly rewarding.

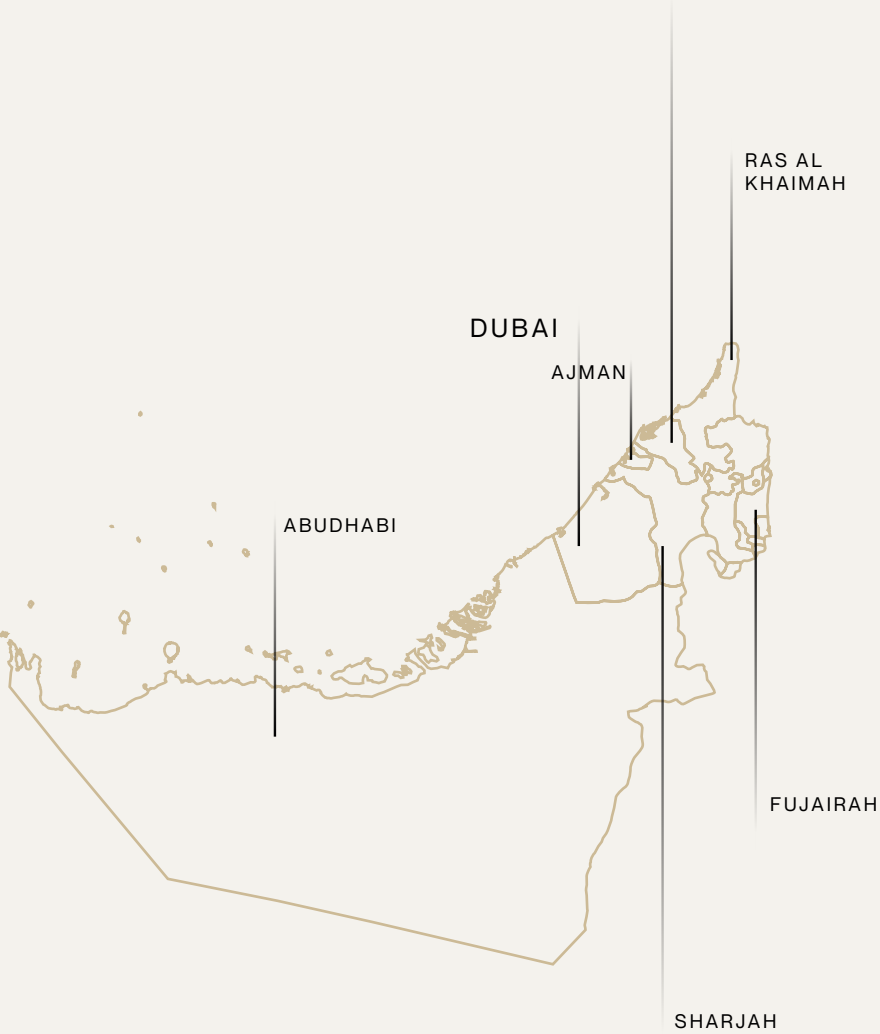
Together, these developments represent more than just communities - they signal the evolution of Umm Al Quwain into a dynamic coastal destination.

GEOGRAPHICAL  
LOCATION

UNITED  
ARAB EMIRATES



UMM AL QUWAIN







SOBHA  
*Siniya Island*

10 minutes from  
Al Marjan

30 minutes from  
Sharjah

50 minutes from  
Dubai

20 minutes from  
Sobha Siniya Island

40 minutes from  
Dubai

BOTH COMMUNITIES CONNECTED VIA **E11 & E311**



## CONNECTIVITY

### EASY TO REACH, IMPOSSIBLE TO FORGET

Imagine a serene island seamlessly connected to the bustling city by a magnificent 1.7 km bridge. This not only enhances accessibility for residents but also invites visitors to experience the island's enchanting beauty with ease.

The bridge offers a smooth, scenic route, allowing you to transition effortlessly from the urban landscape to a tranquil paradise. Whether you're commuting for work or planning a leisurely getaway, this bridge ensures a convenient and picturesque journey, making the island an ideal destination for relaxation and adventure alike.

## CONNECTIVITY





# CONNECTIVITY



## CONNECTIVITY

### YOUR JOURNEY TO TRANQUILLITY

Enjoy seamless connectivity, with major hubs just a short drive away.

The ease of access opens a world of possibilities, from spontaneous weekend escapes to frequent visits, ensuring that the island's pristine beaches and serene atmosphere are always within reach.

Reach Marjan Island in just 10 minutes, Sharjah in 30 minutes, and Dubai in 50 minutes.



# COMMUNITY

## YOUR NATURAL SANCTUM

Sobha Siniya Island calls to those with a discerning taste for serenity and adventure alike. Here, lush mangroves merge seamlessly with pristine beaches, creating a sanctuary where wildlife flourishes and water activities abound.

Luxurious resorts offer a tranquil retreat, while a shopping mall offers a multitude of retail and dining experiences.

For those seeking a more elevated experience, a helipad adds a touch of convenience while an exclusive yacht club caters to maritime enthusiasts. The expansive parks and gardens provide peaceful settings for relaxation and leisure.

Together, these features create a dynamic environment for all to enjoy.

# COMMUNITY





# COMMUNITY



## YOUR SLICE OF PARADISE

Experience a vibrant community where luxury meets leisure, offering a unique lifestyle enriched by a sense of belonging.



Sobha Siniya Island offers a harmonious blend of luxury and nature, featuring beachfront residences, exquisite villas, waterfront mansions, and resorts, all set amidst picturesque landscapes.

# COMMUNITY



# GOLF COURSE



## UNMATCHED ISLAND GOLFING

Embark on a journey of shared dreams, where friends come together on the lush expanse of an opulent golf course to strengthen bonds and create cherished memories.

Each step taken on soft blades of the lush golf course fosters strengthened bonds and lasting memories, turning every game into a celebration of friendship and shared experiences.



# MARINA LIFE

## LIFE BY THE SEA

Sobha Siniya Island, where the shimmering horizon stretches endlessly.



# MARINA LIFE

A bustling maritime haven where boat enthusiasts and coastal dwellers come together to embrace a lifestyle enriched by nautical adventures. Along the boardwalk, charming cafes, restaurants and vibrancy of the electric nightlife truly invigorate every desire, creating a dynamic atmosphere.





# RETAIL BOULEVARD



## A SENSORY FEAST OF SIGHTS, SOUNDS AND AROMAS

The retail boulevard at Sobha Siniya Island is beyond any ordinary shopping street.

# RETAIL BOULEVARD

Cafes spill onto open breezy sidewalks, inviting shoppers to linger over coffee or indulge in gourmet meals.





INTRODUCING



# BEACH RESIDENCES

AT SOBHA SINIYA ISLAND



# BEACH RESIDENCES

YOUR SEASIDE SERENITY

## SERENITY OF SAND AND SEA


Introducing Beach Residences at Sobha Siniya Island.

A natural paradise where you soak in the sun on  
enchanted beaches, feel the velvety white sand  
between your toes and swim in the turquoise waters.



ELEVATE YOUR  
LIFESTYLE

SIP, SAVOUR  
AND STROLL



ELEVATE YOUR LIFESTYLE



Imagine beginning your day with a refreshing drink in one hand and gelato in the other, as you make your way down to the pristine, pearly white beach. The soft sand cushions your every step, and the sea breeze seems to whisper your name, inviting you to explore the crystal-clear waters of the natural beach.



# YOUR DAILY COASTAL BLISS

## A BLISSFUL RETREAT

The gentle waves lap at the shore, creating a serene soundtrack to your morning. As you wade into the cool, inviting waters, you feel a sense of calm wash over you, making each moment feel like a cherished escape from the ordinary. The sun begins to rise, casting a golden glow over the tranquil scene, promising a day filled with relaxation and natural beauty.



## YOUR DAILY COASTAL BLISS



Discover your enchanted sanctuary of refined luxury where each morning begins in blissful harmony with the embrace of gentle sea breeze cocooned by sweeping views of the serene natural beach providing a perfect retreat to relax, rejuvenate, and reconnect with the natural world.





## SERENITY OF A NATURAL BEACH

### SIMPLE PLEASURES, MEMORIES FOR A LIFETIME

Imagine taking leisurely walks while your children collect seashells and build majestic sandcastles along the shoreline. Their laughter fills the air as they discover the intricate beauty of each seashell, carefully selecting the perfect ones to adorn their sandy masterpieces.



These moments become treasured memories, etched in your heart.

Watch your imaginations come alive at the Beachfront Residences - Sobha Siniya Island where the simple pleasures of nature create a magical experience for all.



A man and a woman are sitting on the deck of a boat, looking out at the ocean during a golden sunset. The woman is wearing a red dress and the man is wearing a light blue shirt. The sun is low on the horizon, creating a warm, golden glow over the water and the couple. The boat's railing and some equipment are visible in the foreground.

ESCAPE ON A PRISTINE  
NATURAL BEACH

## ESCAPE ON A PRISTINE NATURAL BEACH

### DIVE INTO ADVENTURE SURROUNDED IN SERENITY

Have your pick from spending your days lounging on the natural beach while basking in the warm sun or diving into action-packed activities such as scuba diving, snorkelling and kite surfing to quench your thirst for adventure. for relaxation and adventure alike.



UNWIND BY THE LAGOON



UNWIND BY THE LAGOON

#### TRANQUILLITY BY THE WATER

Surrender to the charm of waterfront living, with residences that offer direct access to the pristine lagoon beach.

Picture stepping out of your residence to be cradled by sunlight spilled like liquid gold while being greeted by the murmur of glistening waters.



# SANCTUARY BY THE LAGOON



## ELEGANT ESCAPES: A SYMPHONY OF SERENITY AND SOPHISTICATION PARADISE

Revel in the seamless blend of nature's beauty and refined luxury, where every moment is an opportunity to create lasting memories.



# SANCTUARY BY THE LAGOON



# SOLACE BY THE LAGOON'S SHORE

WHERE EVERY  
SUNSET REVEALS  
A NEW MASTERPIECE

Sobha Siniya Island, where the shimmering  
horizon stretches endlessly.

# SOLACE BY THE LAGOON'S SHORE

Witness breathtaking sunsets that paint the sky in hues of orange, pink, and purple. Enjoy a candlelit dinner by the lagoon beach, with the gentle sound of the waves as your backdrop.

In this paradise, every detail is designed to provide an unparalleled experience of luxury and tranquility.





# CAPTIVATING COASTAL VIEWS

## PANORAMIC PERFECTION

Get lost in the trance of breathtaking beach views, where each day offers a mesmerizing spectacle of sunrises and sunsets over the pristine natural beach.

Watch the sky transform into a canvas of pastels blending seamlessly while the rhythmic sounds of the waves create a soothing symphony and the reflection of the setting sun on the water creates a shimmering pathway, leading your gaze to the horizon, creating a sight so captivating that it feels like a dream.





VIEWS THAT INVITE YOU TO EXPLORE

## UNMATCHED SCENERY

Watch this daily masterpiece unfold, the tranquil atmosphere allowing you to unwind and rejuvenate.



The sunsets are not just a visual delight; they evoke a sense of peace and wonder, reminding you of the natural beauty that surrounds you. Each sunrise and sunset becomes a cherished ritual, a moment to pause and appreciate the simple, yet profound, pleasures of life by the beach.

VIEWS THAT  
INVITE YOU  
TO EXPLORE



# THRILL SEEKERS HAVEN



## YOUR ULTIMATE AQUATIC PLAYGROUND

Experience the exhilarating thrill of water sports at the natural beach, where you can snorkel, scuba dive, and uncover the hidden treasures beneath the surface.


Adventure awaits at every turn with adrenaline pumping water activities like kite surfing. Each experience draws you closer to the island's breathtaking natural beauty.



# AMENITIES

## LUXURY AT YOUR FINGERTIPS

Unwind, rejuvenate and recharge with seamless access to a variety of world-class amenities, designed to satisfy your every desire.



# AMENITIES



- Natural beach
- Lagoon beach
- Adventure water sports
- Infinity swimming pool
- Community centre
- State-of-the-art fitness centre
- Children's play areas
- Landscaped parks
- Outdoor cinema

Whether you seek adventure in the water, relaxation on the sand, or simply a quiet moment to connect with yourself, Beach Residences at Sobha Siniya Island promises a perfect retreat.





INTRODUCING

# PRISTINE

BEACH RESIDENCES

## THE SEA IS CALLING YOU HOME

Welcome to Starline Beach Residences - a blend of contemporary elegance with the serenity of coastal living.

Wake up to the rhythm of the waves, unwind on golden shores, or embrace the thrill of waterside adventures. Whether seeking tranquility or connection, these beachfront residences offer a life where every sunrise inspires and every sunset feels like home.

ACD SEPTEMBER 2029





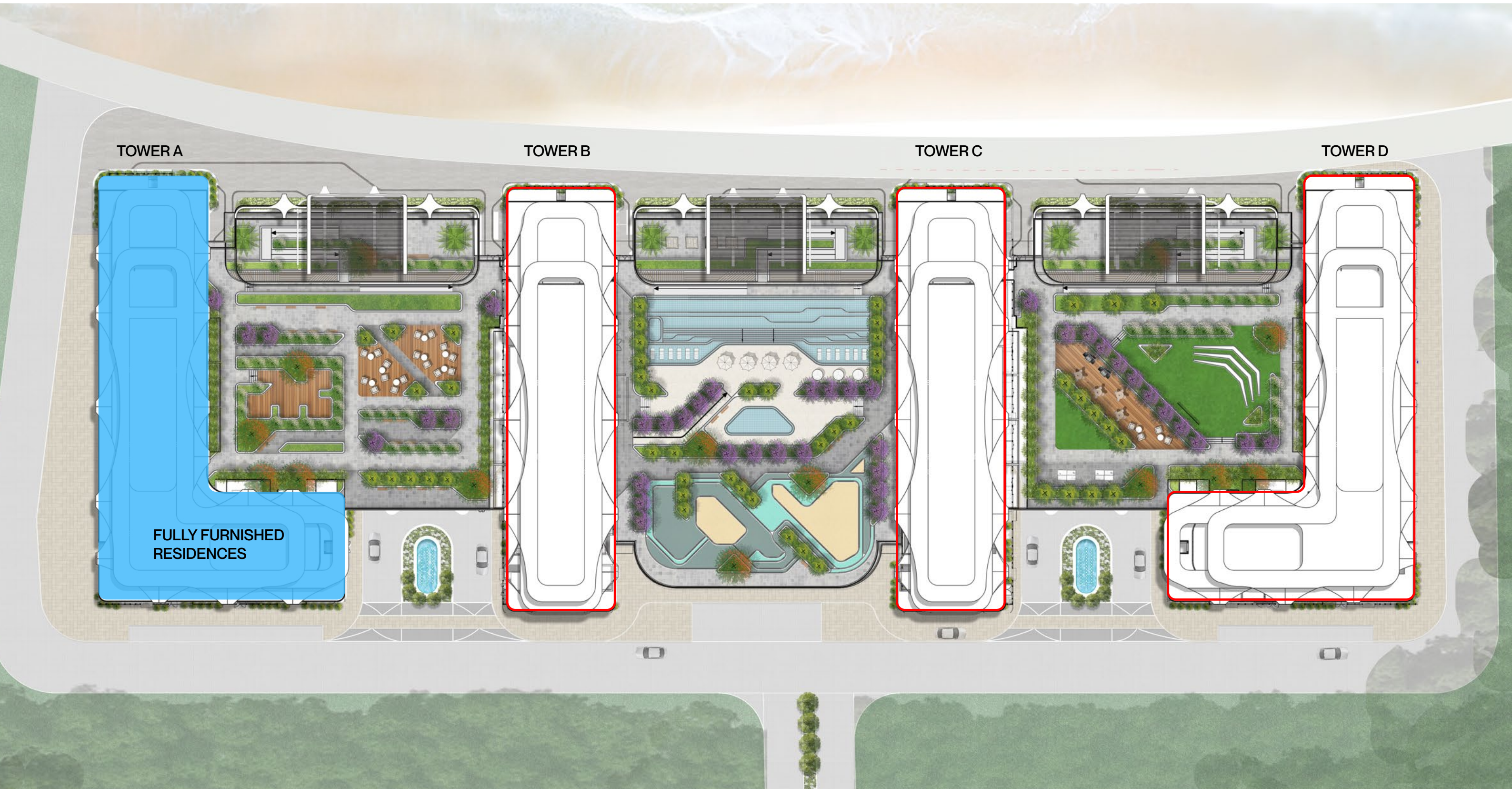
LOCATION ON MASTERPLAN





# PRISTINE BEACH RESIDENCES

# SITEPLAN







## EVERY PATH LEADS TO ADVENTURE OR PEACE

At the dawn of Sobha Siniya Island lies the final cluster of Beach Residences - a place where every arrival feels like a return. Positioned at the very entrance of Beach Residences at Sobha Siniya Island, connected directly to the sweeping 1.7 km bridge from the mainland, this is more than just a home - it's your welcome into island life.

## THE JOURNEY BEGINS AND THE SEA NEVER ENDS

At Pristine Beach Residences, your day is framed with sweeping views of the Arabian Sea on one side and a ribbon of lush green parks on the other. Every corner, every moment, every element is designed to soothe, inspire, and awaken the senses. Just minutes from two luxurious resorts, you're close to indulgence yet cocooned in tranquility.



## LIFE BETWEEN THE WAVES AND THE GREENS

Mornings begin with the hush of waves and end with golden light melting into the horizon. Stroll barefoot along the shore, or dive into adrenaline with beachside water sports that spark joy and freedom. Behind you, trails lead through green parks and onward to a golf course just minutes away. This last enclave in the Beach Residences is more than a final piece - it's a place where the island breathes around you and every moment feels deeply your own.

A FLEETING MOMENT, A TIMELESS ESCAPE -  
THE LAST WAVE CALLING YOU HOME.







## YOUR FULLY FURNISHED RETREAT AWAITS

Experience effortless luxury at Pristine Beach Residences, Tower A. Each unit is fully furnished, with every detail meticulously crafted for immediate comfort and style. Simply pack your bags and start enjoying a life of sophistication and ease from day one.



# EFFORTLESS PROPERTY MANAGEMENT

## STAY CONFIDENT

For the first time, Beach Residences at Sobha Siniya Island proudly offers post-handover property management services, designed to simplify your life and secure your investment with Stay by Latinem.

At Stay by Latinem, property management is effortless, allowing you to maximize your investment returns without lifting a finger. From the moment you decide to list your property, every aspect of the process is handled, ensuring a smooth and profitable experience.





# STAY BY LATINEM



## LEAVE THE DETAILS TO US

A comprehensive property management solution that takes care of everything, from onboarding to day-to-day operations.

## SERVICES INCLUDE:

- Listing your property across multiple holiday platforms
- Dynamic pricing strategies designed to maximize your earnings.

Our goal is simple: to ensure you achieve the highest possible returns with minimal effort.

## TYPES OF SERVICES WE PROVIDE TO HOMEOWNERS:

- Owner dashboard and app
- Professional photography of apartment
- Payment of tourism tax
- Monthly reports
- Daily pricing
- DTCM registration
- Housekeeping & upkeep
- Organizing maintenance
- Client relationship manager
- Guest vetting

## TYPES OF SERVICES WE PROVIDE TO GUESTS

- World class community stay
- Luxury linens and towels
- Premium amenities
- Quick communication
- Personalized Check-in/Check-Out

Stay by Latinem, commits on delivering exceptional service to both property owners and guests, ensuring that every stay is a memorable one.

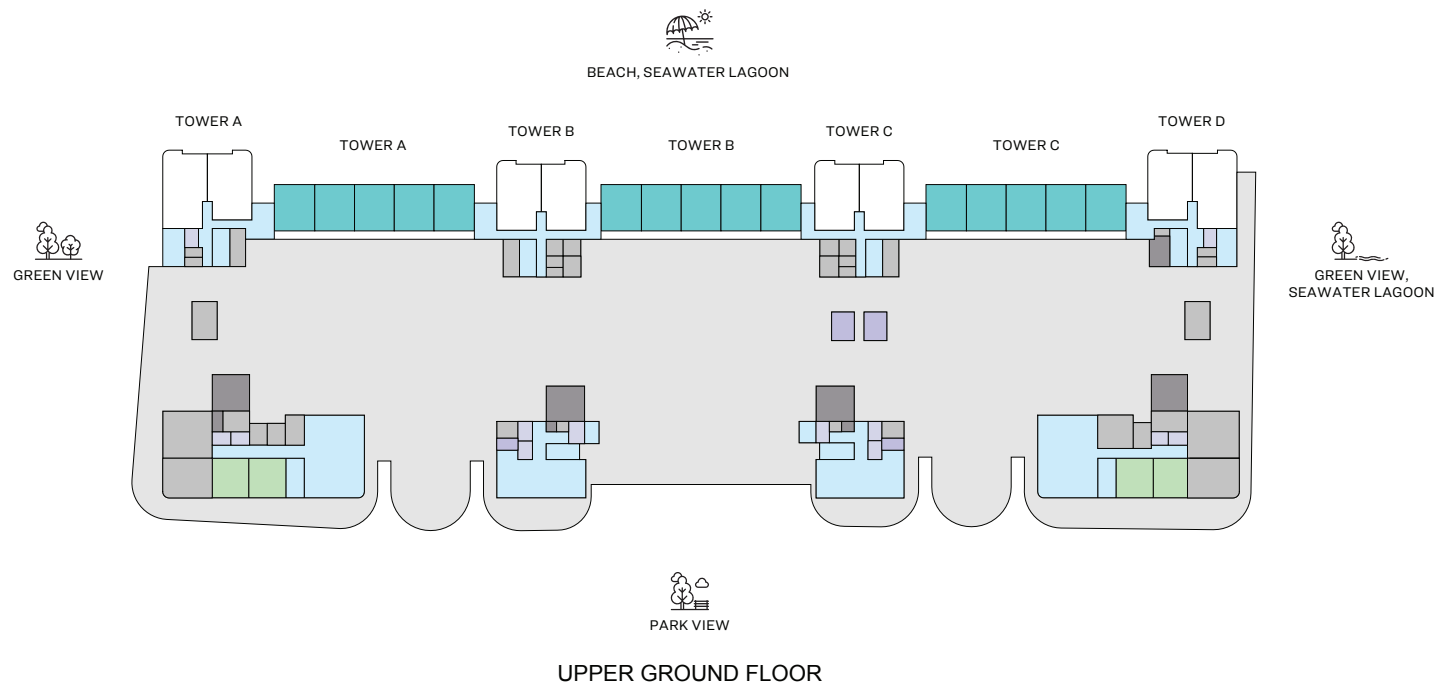
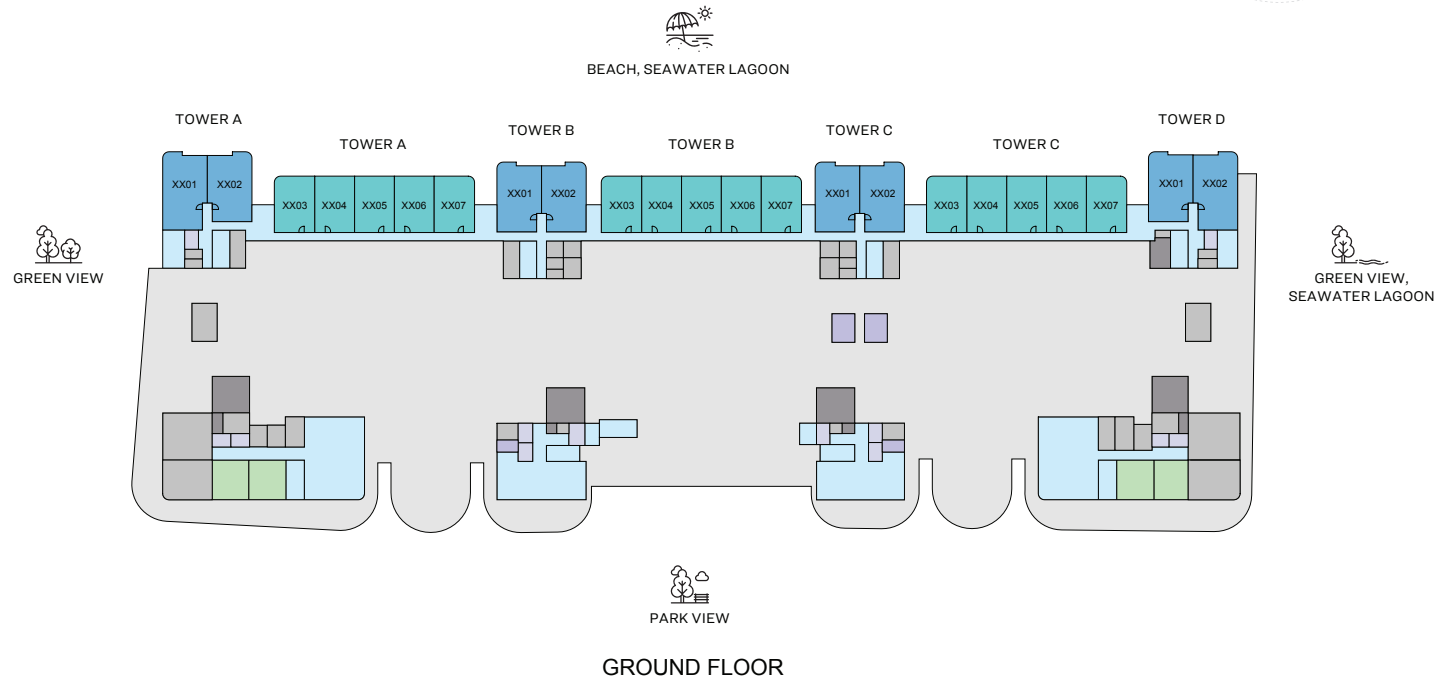




# FLOOR AND UNIT PLANS

**PRISTINE**  
BEACH RESIDENCES

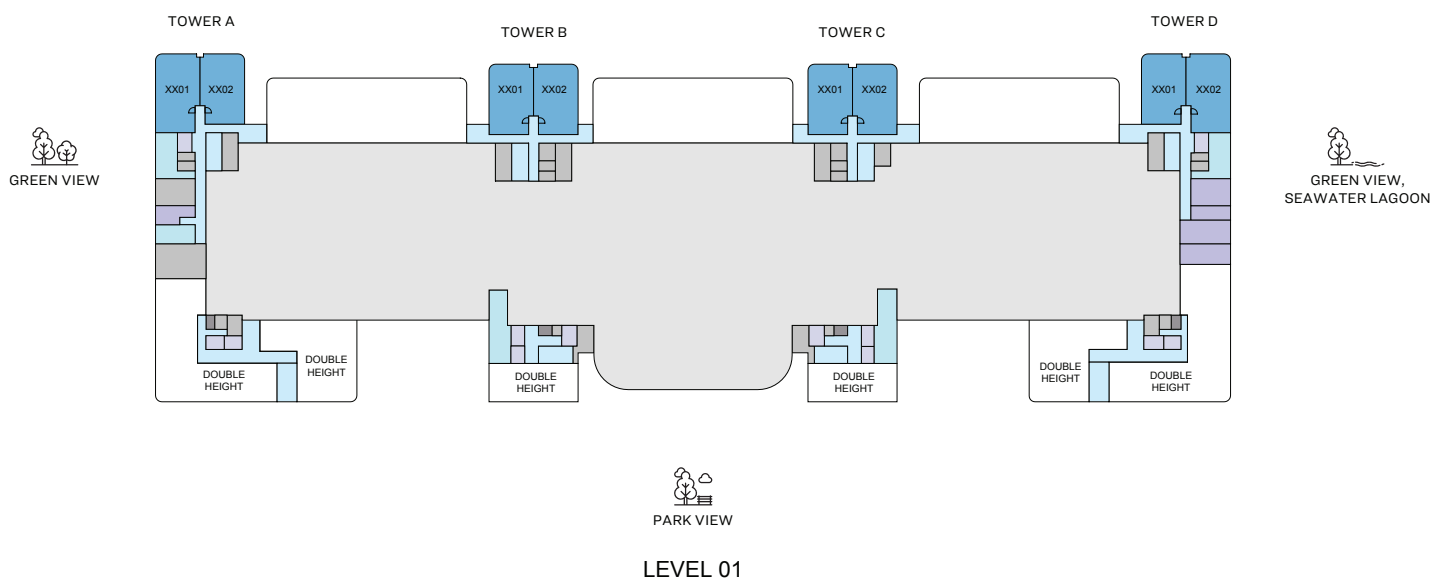




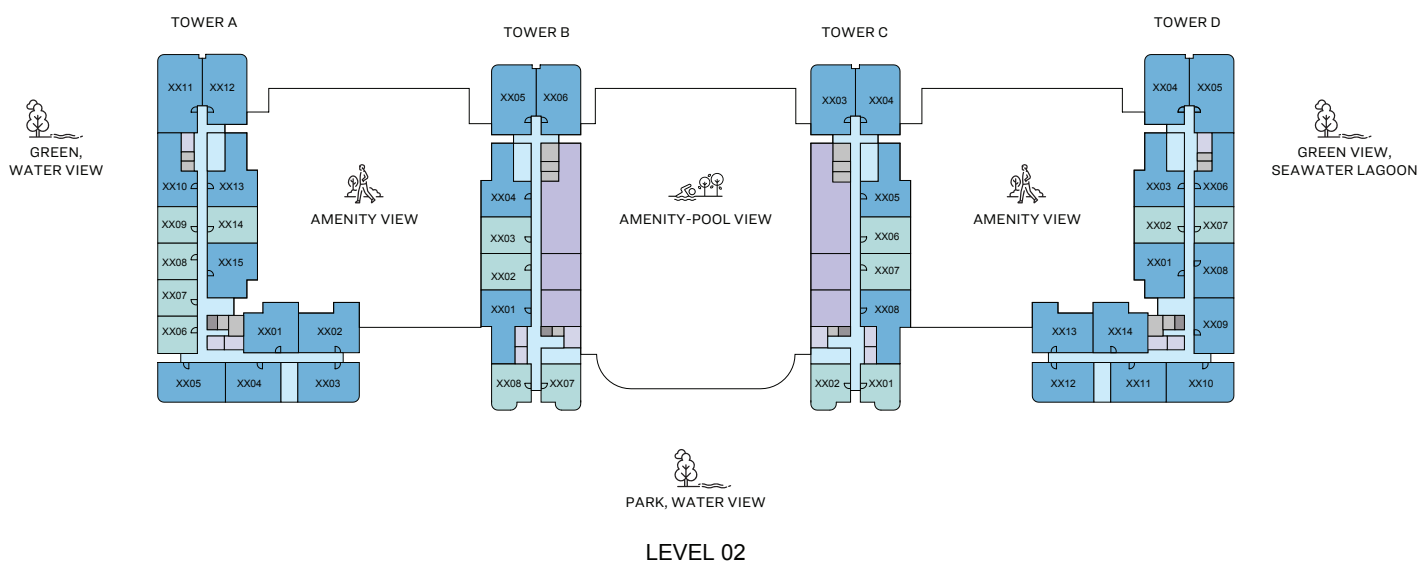
1 BED UNIT	2 BED DUPLEX	CIRCULATION	SERVICES	RETAIL
2 BED UNIT	PARKING	GARBAGE	LIFT	



BEACH, SEAWATER LAGOON

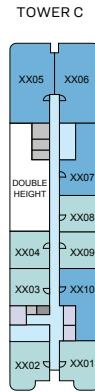
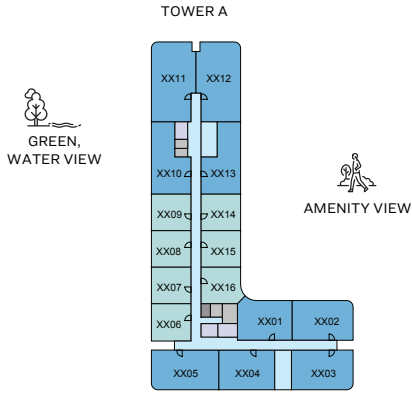
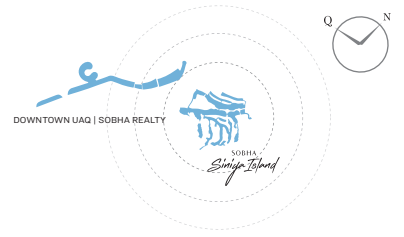


SEAWATER LAGOON

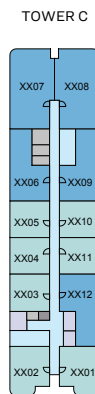
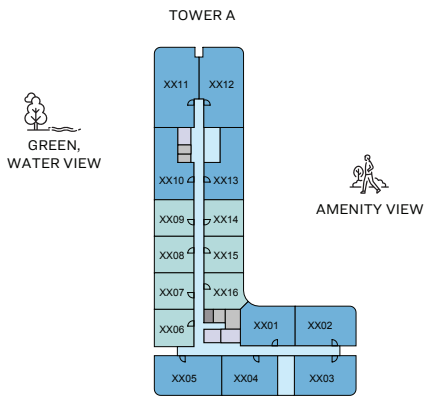


1 BED UNIT  
2 BED UNIT  
PARKING  
CIRCULATION  
GARBAGE  
SERVICES  
LIFT  
RETAIL





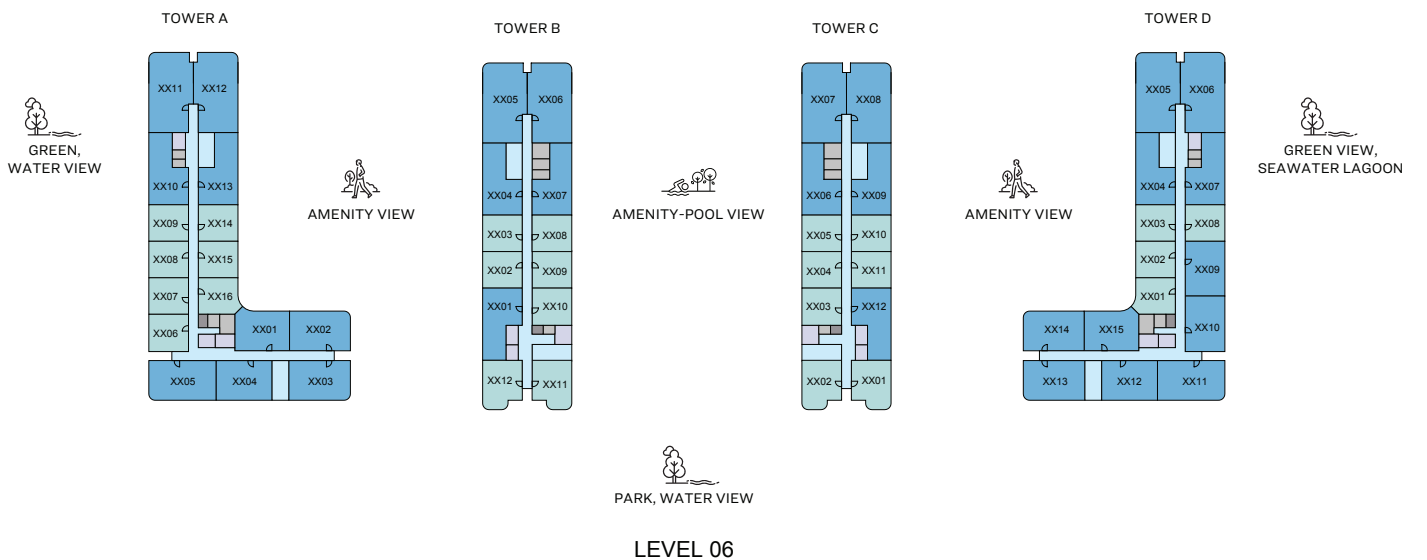
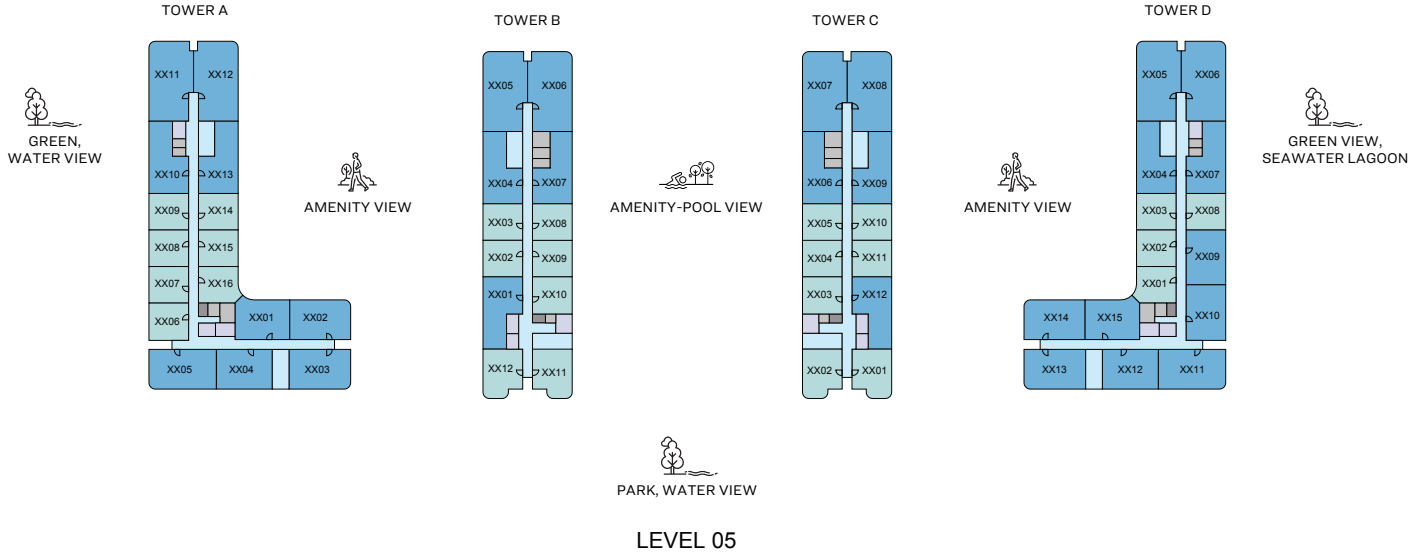
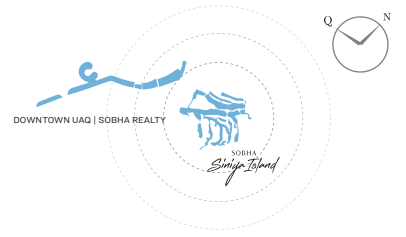
LEVEL 03



LEVEL 04

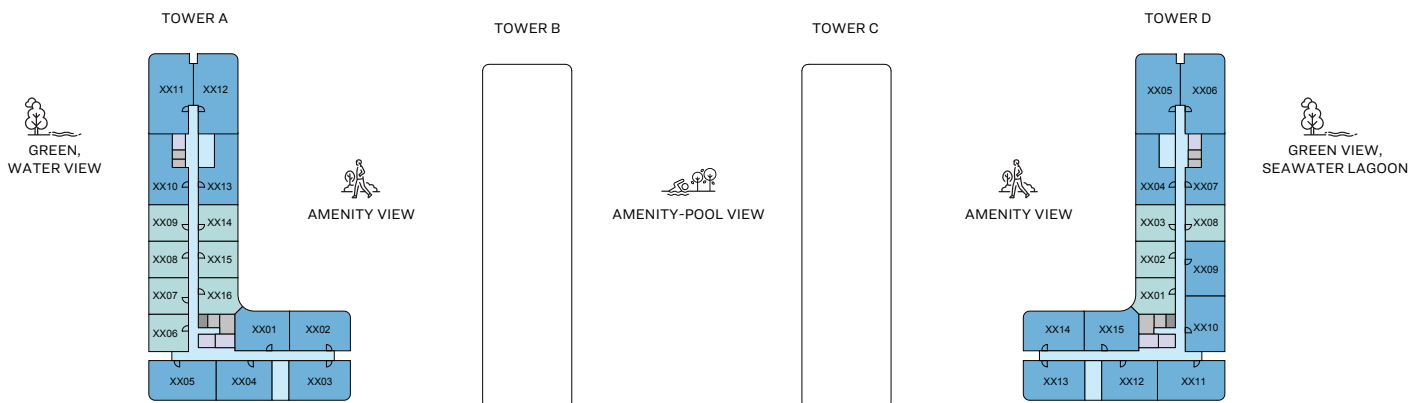
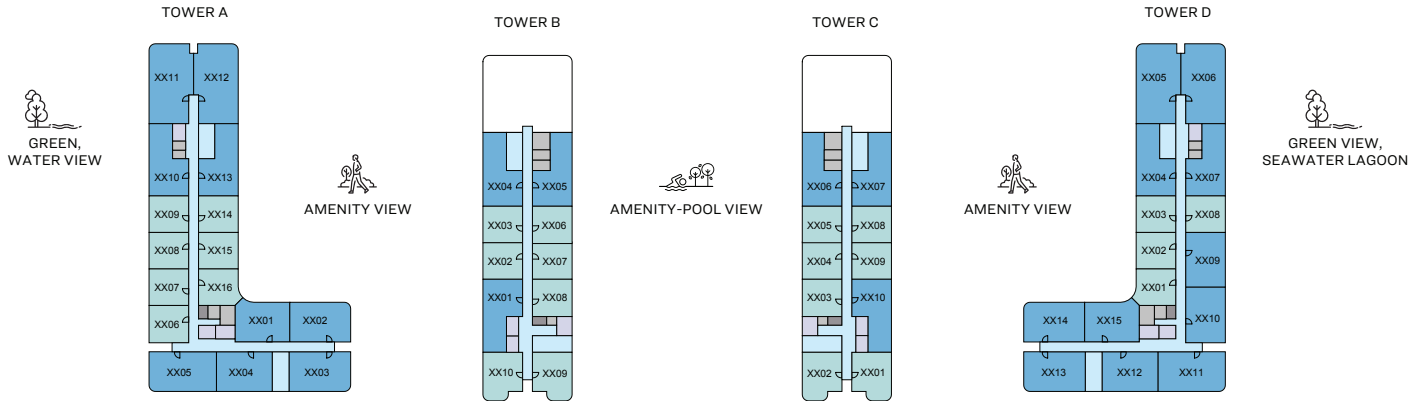
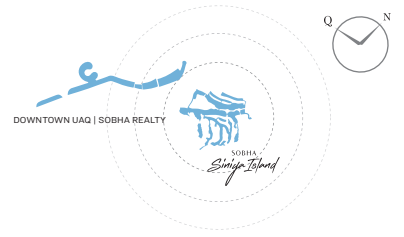
1 BED UNIT	PARKING	GARBAGE	LIFT
2 BED UNIT	CIRCULATION	SERVICES	RETAIL





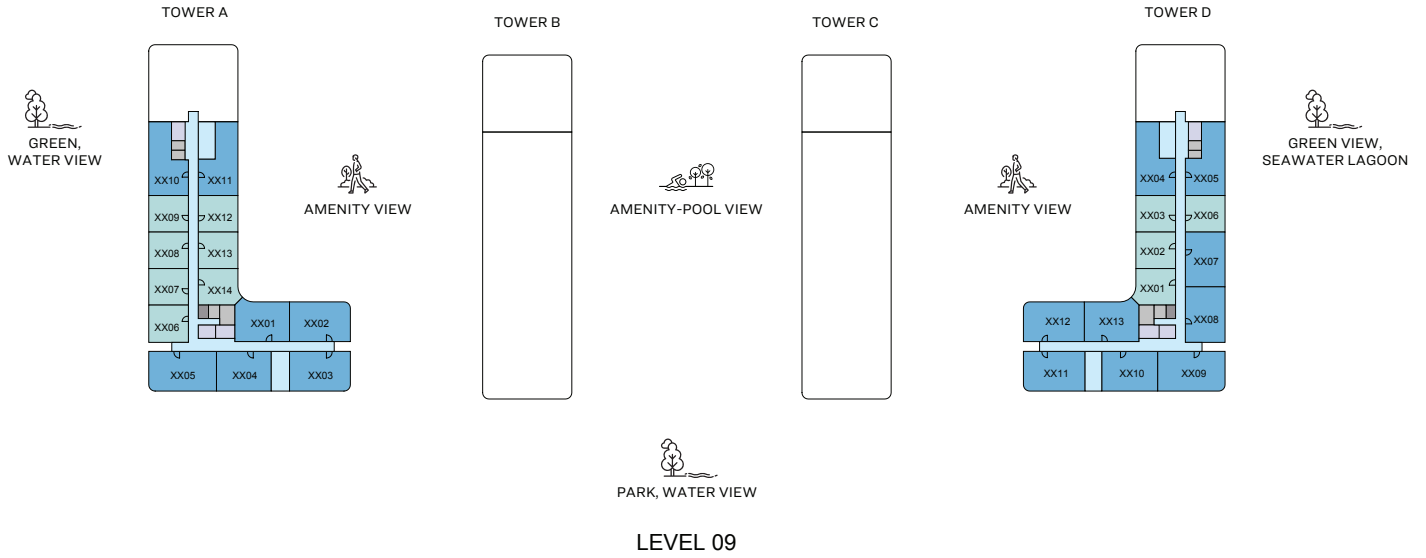
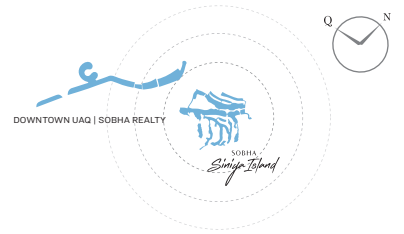
1 BED UNIT	PARKING	GARBAGE	LIFT
2 BED UNIT	CIRCULATION	SERVICES	RETAIL





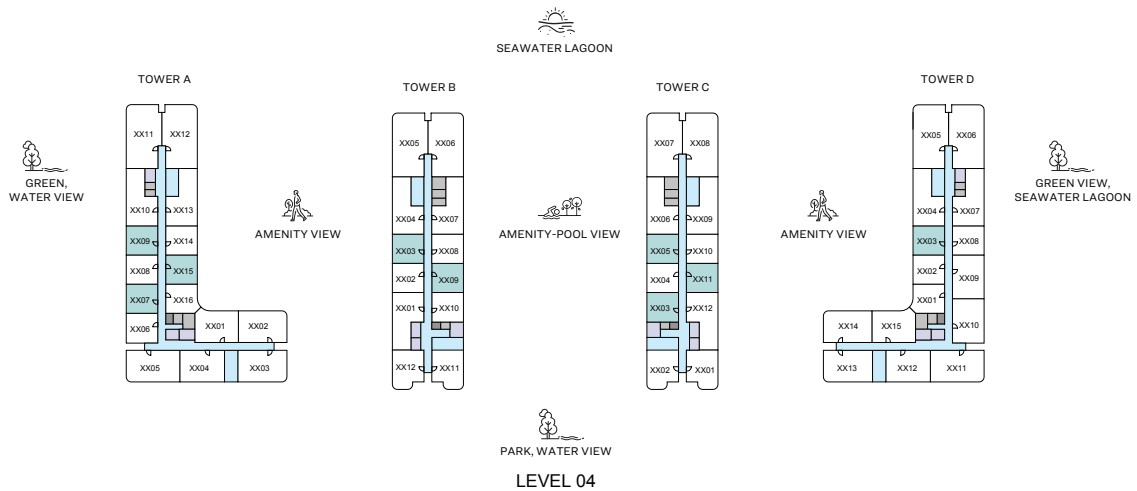
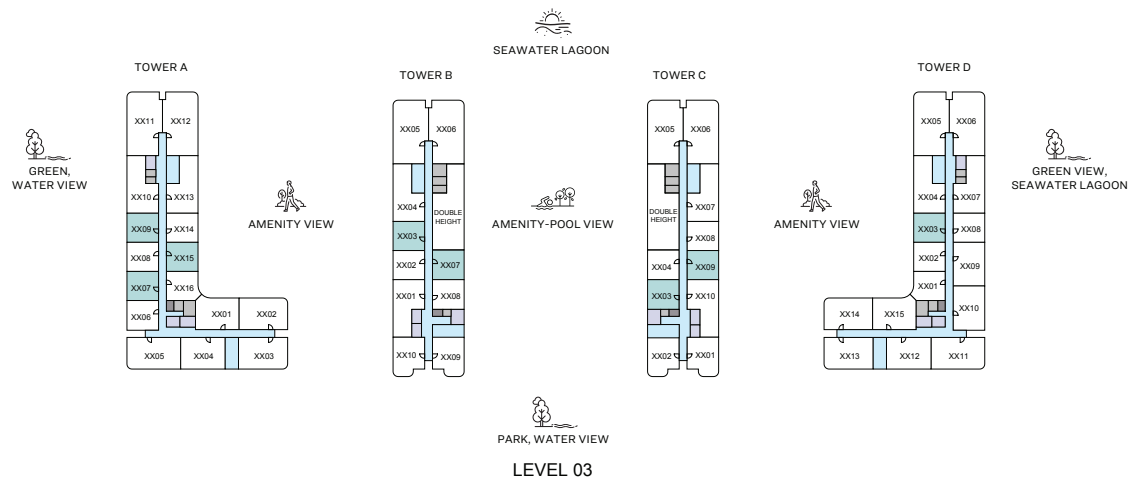
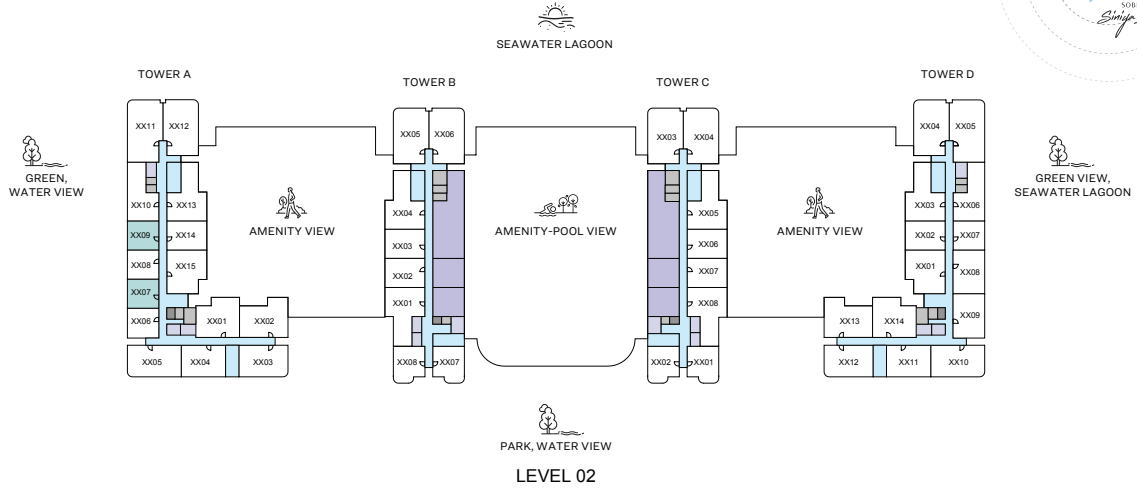
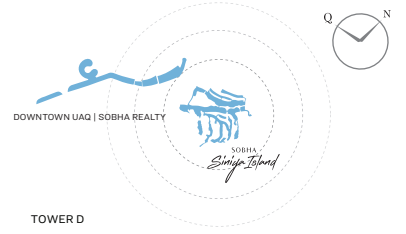
1 BED UNIT	PARKING	GARBAGE	LIFT
2 BED UNIT	CIRCULATION	SERVICES	RETAIL





1 BED UNIT	PARKING	GARBAGE	LIFT
2 BED UNIT	CIRCULATION	SERVICES	RETAIL





# 1

BEDROOM  
APARTMENT

## TYPE A

(with powder room + balcony)

**TOTAL SALEABLE AREA**  
SUITE RANGE = 465.00 - 468.23 SQ.FT.  
BALCONY RANGE = 47.04 - 47.79 SQ.FT.  
TOTAL RANGE = 512.79 - 515.27 SQ.FT.

List of unit numbers with this unit plan:

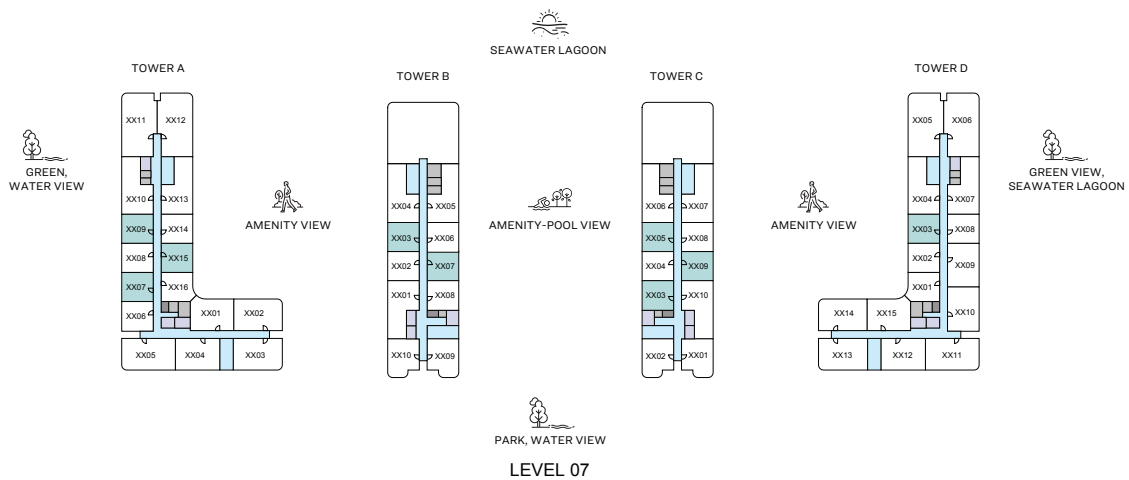
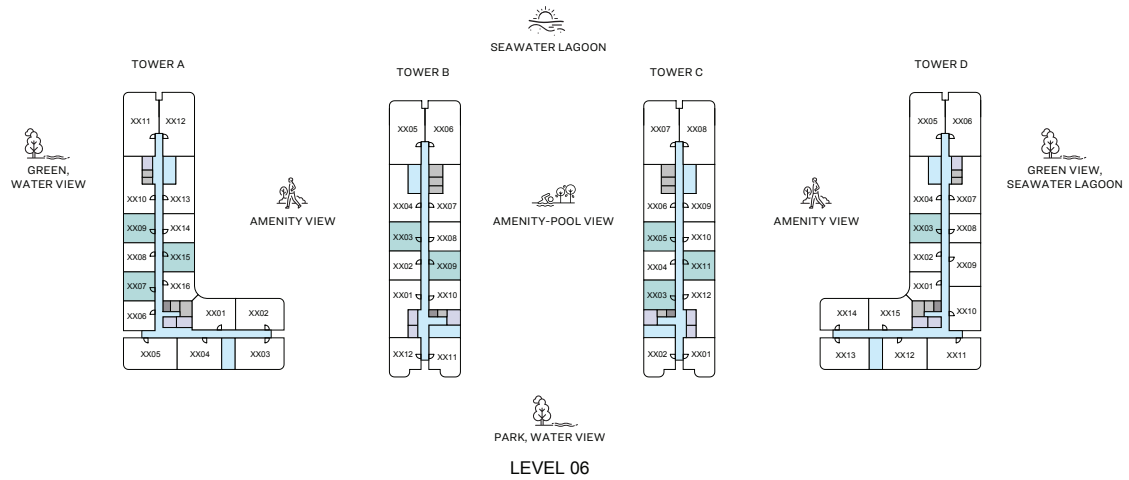
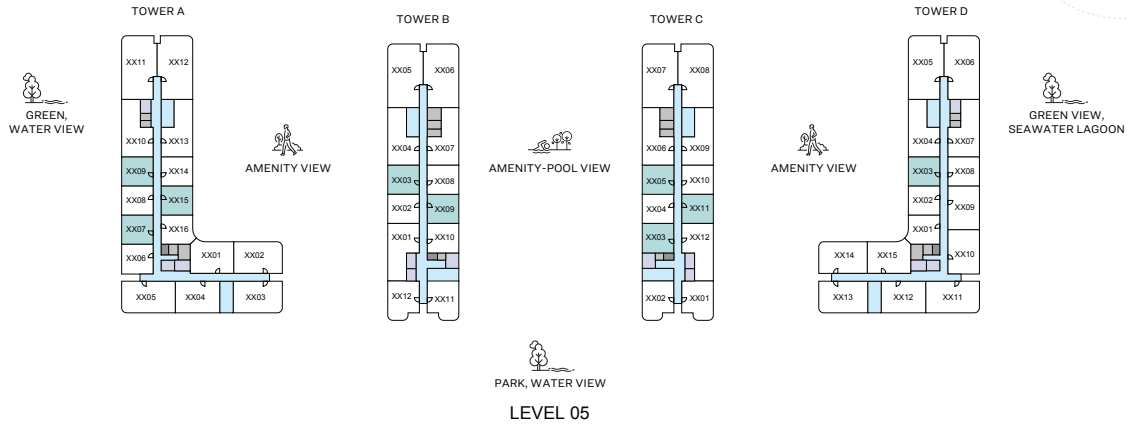
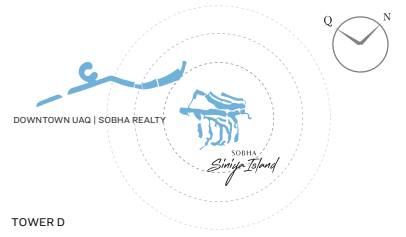
### VIEWS

Amenity, Pool, Seawater Lagoon  
B-307, C-303, B-409, C-403, C-405, B-509, C-503,  
C-505, B-609, C-603, C-605, B-707, C-703, C-705

Amenity, Seawater Lagoon  
A-315, B-303, C-309, D-303, A-415, B-403, C-411,  
D-403, A-515, B-503, C-511, D-503, A-615, B-603,  
C-611, D-603, A-715, B-703, C-709, D-703, A-815,  
D-803, A-913, D-903

Green, Water View  
A-207, A-209, A-307, A-309, A-407, A-409, A-507,  
A-509, A-607, A-609, A-707, A-709, A-807, A-809,  
A-907, A-909





# 1

**BEDROOM APARTMENT**

## TYPE A

(with powder room + balcony)

**TOTAL SALEABLE AREA**  
SUITE RANGE = 465.00 - 468.23 SQ.FT.  
BALCONY RANGE = 47.04 - 47.79 SQ.FT.  
TOTAL RANGE = 512.79 - 515.27 SQ.FT.

List of unit numbers with this unit plan:

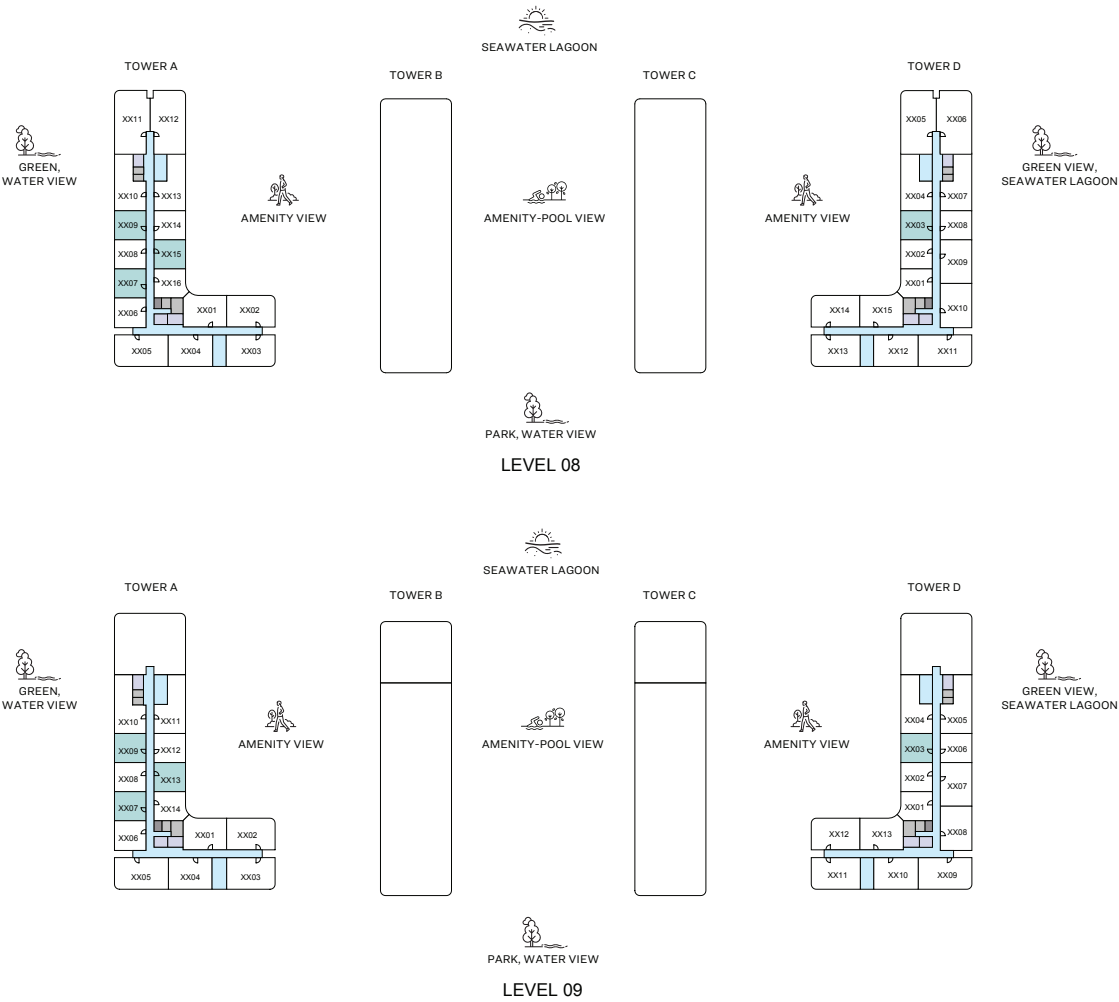
### VIEWS

Amenity, Pool, Seawater Lagoon  
B-307, C-303, B-409, C-403, C-405, B-509, C-503, C-505, B-609, C-603, C-605, B-707, C-703, C-705

Amenity, Seawater Lagoon  
A-315, B-303, C-309, D-303, A-415, B-403, C-411, D-403, A-515, B-503, C-511, D-503, A-615, B-603, C-611, D-603, A-715, B-703, C-709, D-703, A-815, D-803, A-913, D-903

Green, Water View  
A-207, A-209, A-307, A-309, A-407, A-409, A-507, A-509, A-607, A-609, A-707, A-709, A-807, A-809, A-907, A-909





# 1

BEDROOM  
APARTMENT

## TYPE A

(with powder room + balcony)

**TOTAL SALEABLE AREA**  
SUITE RANGE = 465.00 - 468.23 SQ.FT.  
BALCONY RANGE = 47.04 - 47.79 SQ.FT.  
TOTAL RANGE = 512.79 - 515.27 SQ.FT.

List of unit numbers with this unit plan:

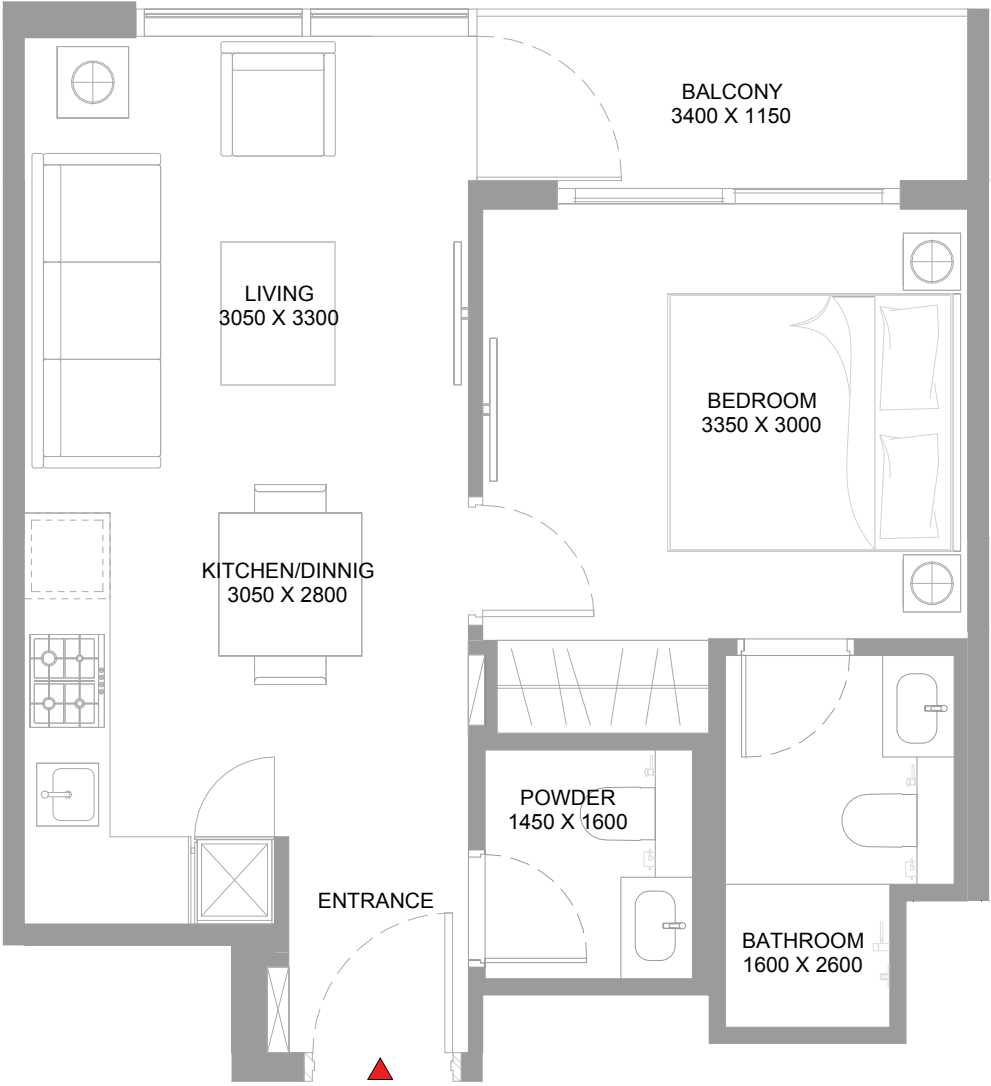
### VIEWS

Amenity, Pool, Seawater Lagoon  
B-307, C-303, B-409, C-403, C-405, B-509, C-503,  
C-505, B-609, C-603, C-605, B-707, C-703, C-705

Amenity, Seawater Lagoon  
A-315, B-303, C-309, D-303, A-415, B-403, C-411,  
D-403, A-515, B-503, C-511, D-503, A-615, B-603,  
C-611, D-603, A-715, B-703, C-709, D-703, A-815,  
D-803, A-913, D-903

Green, Water View  
A-207, A-209, A-307, A-309, A-407, A-409, A-507,  
A-509, A-607, A-609, A-707, A-709, A-807, A-809,  
A-907, A-909





# 1

BEDROOM  
APARTMENT

## TYPE A

(with powder room + balcony)

**TOTAL SALEABLE AREA**  
SUITE RANGE = 465.00 - 468.23 SQ.FT.  
BALCONY RANGE = 47.04 - 47.79 SQ.FT.  
TOTAL RANGE = 512.79 - 515.27 SQ.FT.

List of unit numbers with this unit plan:

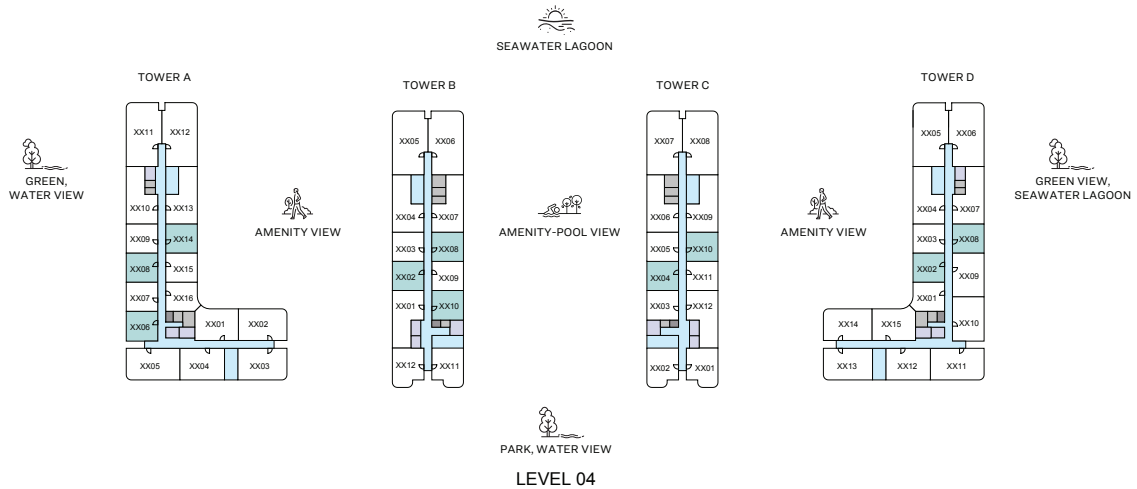
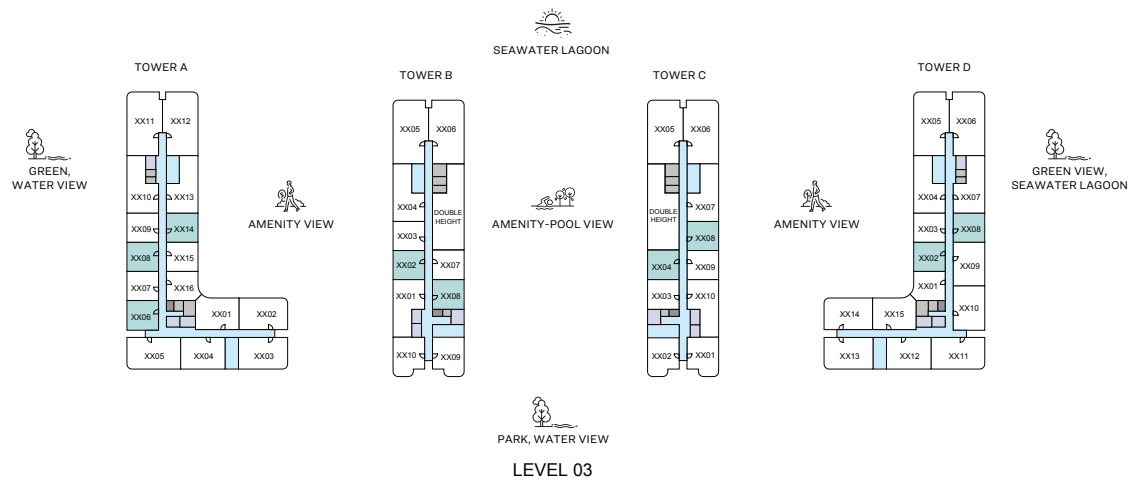
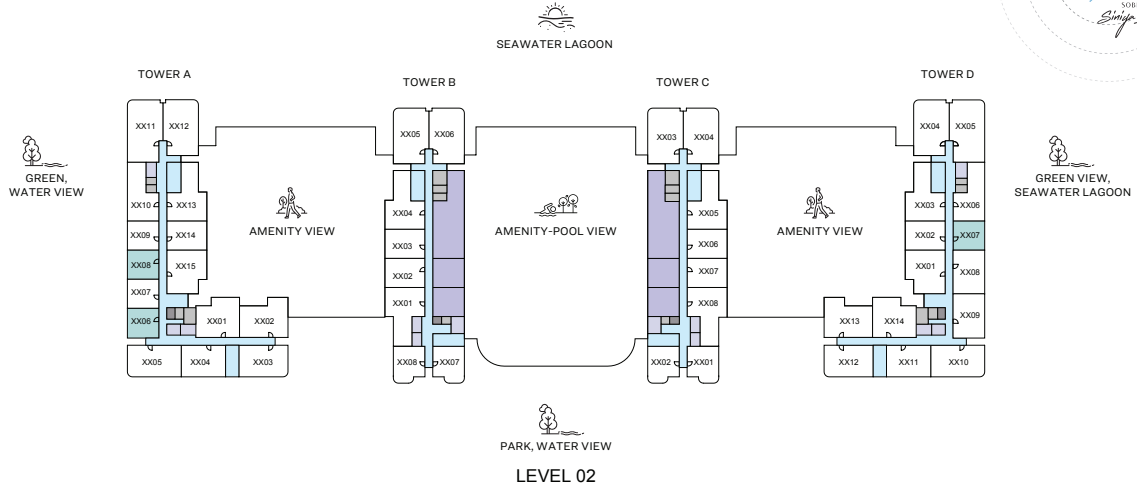
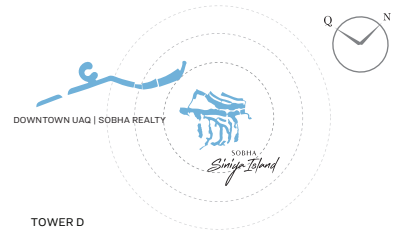
### VIEWS

Amenity, Pool, Seawater Lagoon  
B-307, C-303, B-409, C-403, C-405, B-509, C-503,  
C-505, B-609, C-603, C-605, B-707, C-703, C-705

Amenity, Seawater Lagoon  
A-315, B-303, C-309, D-303, A-415, B-403, C-411,  
D-403, A-515, B-503, C-511, D-503, A-615, B-603,  
C-611, D-603, A-715, B-703, C-709, D-703, A-815,  
D-803, A-913, D-903

Green, Water View  
A-207, A-209, A-307, A-309, A-407, A-409, A-507,  
A-509, A-607, A-609, A-707, A-709, A-807, A-809,  
A-907, A-909





# 1

BEDROOM  
APARTMENT

## TYPE A VARIANT 1

(with powder room + balcony)

**TOTAL SALEABLE AREA**  
SUITE RANGE = 465.75 - 468.34 SQ.FT.  
BALCONY RANGE = 47.04 - 47.79 SQ.FT.  
TOTAL RANGE = 513.55 - 515.38 SQ.FT.

List of unit numbers with this unit plan:

### VIEWS

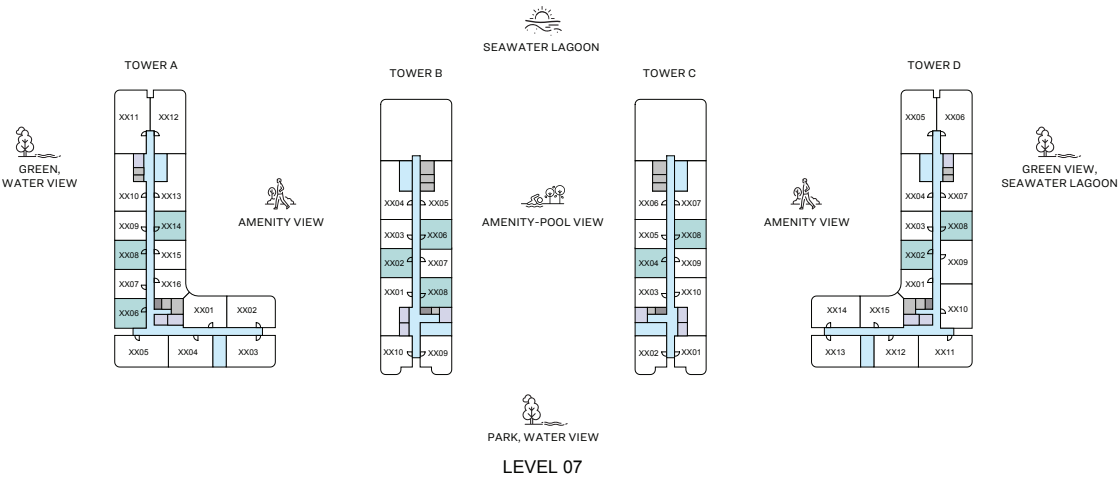
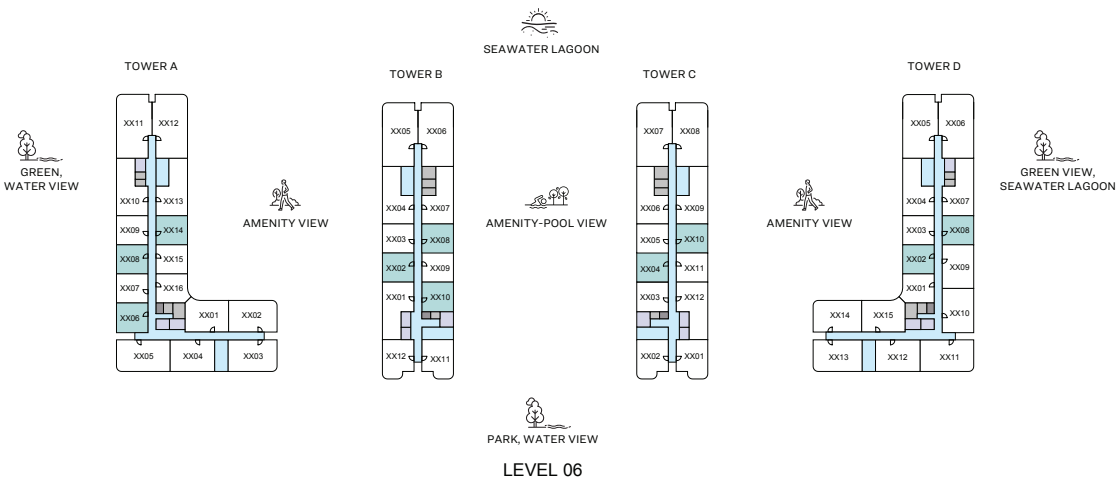
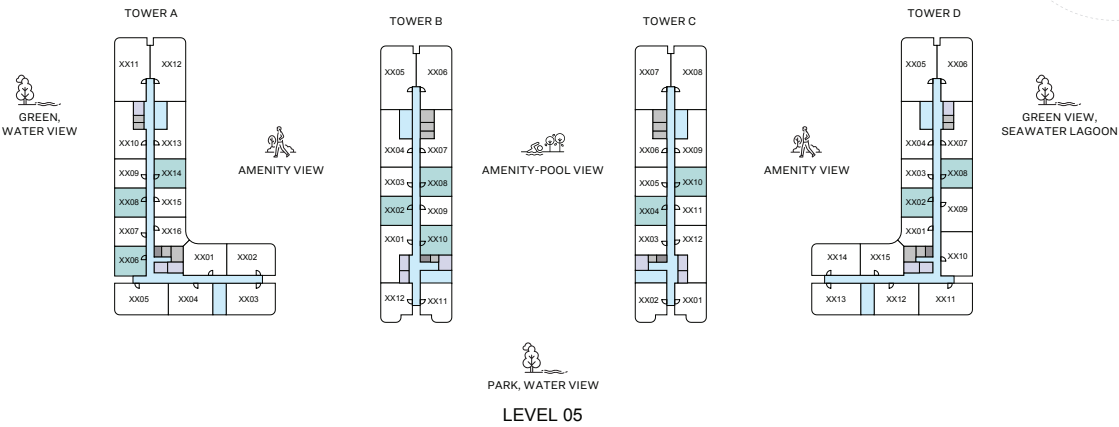
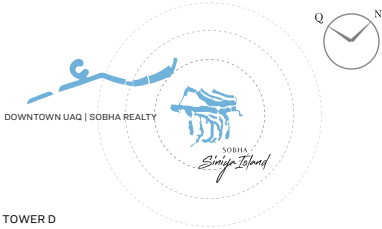
Amenity, Pool, Seawater Lagoon  
B-308, C-304, B-408, B-410, C-404, B-508, B-510,  
C-504, B-608, B-610, C-604, B-706, B-708, C-704

Amenity, Seawater Lagoon  
A-314, B-302, C-308, D-302, A-414, B-402, C-410,  
D-402, A-514, B-502, C-510, D-502, A-614, B-602,  
C-610, D-602, A-714, B-702, C-708, D-702, A-814,  
D-802, A-912, D-902

Green View, Seawater Lagoon  
D-207, D-308, D-408, D-508, D-608, D-708,  
D-808, D-906

Green, Water View  
A-206, A-208, A-306, A-308, A-406, A-408,  
A-506, A-508, A-606, A-608, A-706, A-708,  
A-806, A-808, A-906, A-908





# 1

BEDROOM  
APARTMENT

## TYPE A VARIANT 1

(with powder room + balcony)

**TOTAL SALEABLE AREA**  
SUITE RANGE = 465.75 - 468.34 SQ.FT.  
BALCONY RANGE = 47.04 - 47.79 SQ.FT.  
TOTAL RANGE = 513.55 - 515.38 SQ.FT.

List of unit numbers with this unit plan:

### VIEWS

Amenity, Pool, Seawater Lagoon  
B-308, C-304, B-408, B-410, C-404, B-508, B-510,  
C-504, B-608, B-610, C-604, B-706, B-708, C-704

Amenity, Seawater Lagoon  
A-314, B-302, C-308, D-302, A-414, B-402, C-410,  
D-402, A-514, B-502, C-510, D-502, A-614, B-602,  
C-610, D-602, A-714, B-702, C-708, D-702, A-814,  
D-802, A-912, D-902

Green View, Seawater Lagoon  
D-207, D-308, D-408, D-508, D-608, D-708,  
D-808, D-906

Green, Water View  
A-206, A-208, A-306, A-308, A-406, A-408,  
A-506, A-508, A-606, A-608, A-706, A-708,  
A-806, A-808, A-906, A-908





# 1

BEDROOM  
APARTMENT

## TYPE A VARIANT 1

(with powder room + balcony)

**TOTAL SALEABLE AREA**  
SUITE RANGE = 465.75 - 468.34 SQ.FT.  
BALCONY RANGE = 47.04 - 47.79 SQ.FT.  
TOTAL RANGE = 513.55 - 515.38 SQ.FT.

List of unit numbers with this unit plan:

### VIEWS

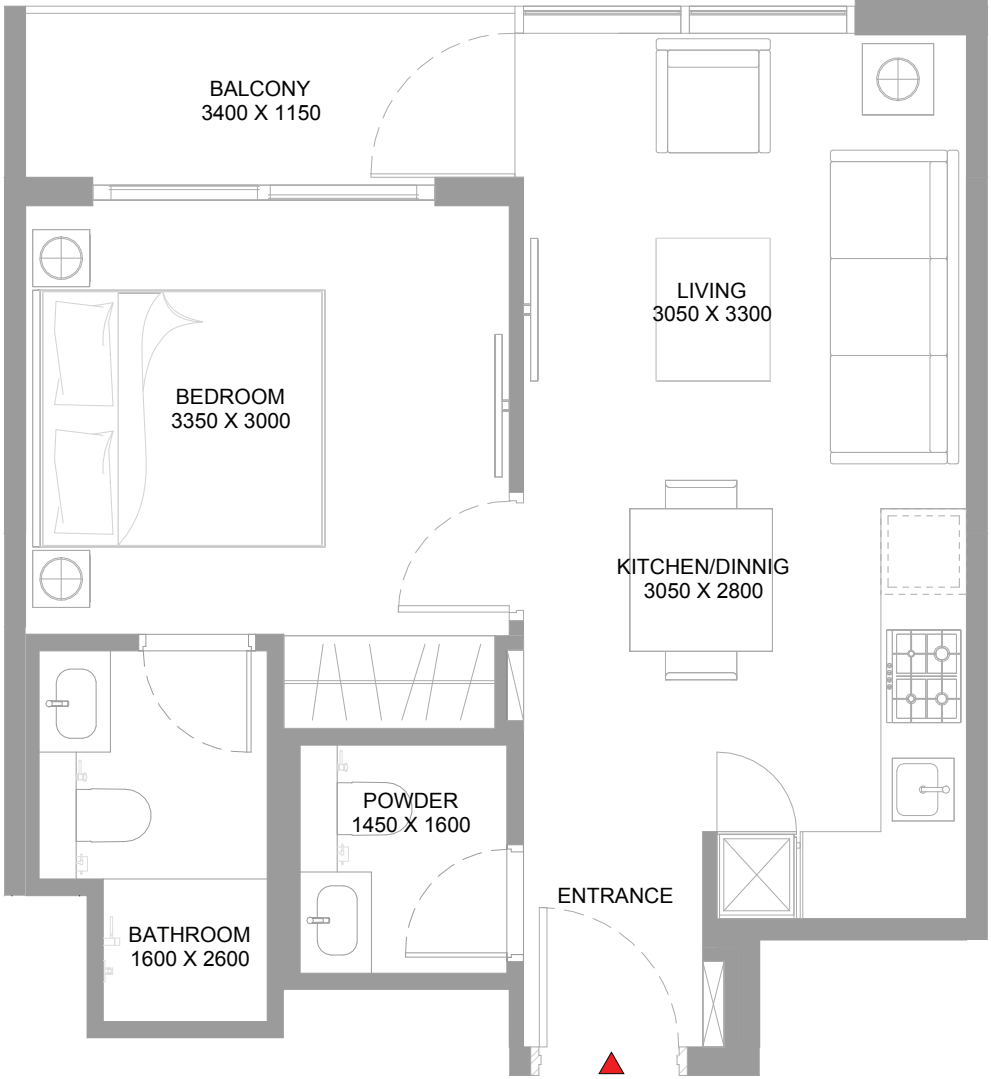
Amenity, Pool, Seawater Lagoon  
B-308, C-304, B-408, B-410, C-404, B-508, B-510,  
C-504, B-608, B-610, C-604, B-706, B-708, C-704

Amenity, Seawater Lagoon  
A-314, B-302, C-308, D-302, A-414, B-402, C-410,  
D-402, A-514, B-502, C-510, D-502, A-614, B-602,  
C-610, D-602, A-714, B-702, C-708, D-702, A-814,  
D-802, A-912, D-902

Green View, Seawater Lagoon  
D-207, D-308, D-408, D-508, D-608, D-708,  
D-808, D-906

Green, Water View  
A-206, A-208, A-306, A-308, A-406, A-408,  
A-506, A-508, A-606, A-608, A-706, A-708,  
A-806, A-808, A-906, A-908





1  
BEDROOM  
APARTMENT

TYPE A  
VARIANT 1  
(with powder room + balcony)

TOTAL SALEABLE AREA  
SUITE RANGE = 465.75 - 468.34 SQ.FT.  
BALCONY RANGE = 47.04 - 47.79 SQ.FT.  
TOTAL RANGE = 513.55 - 515.38 SQ.FT.

List of unit numbers with this unit plan:

VIEWS

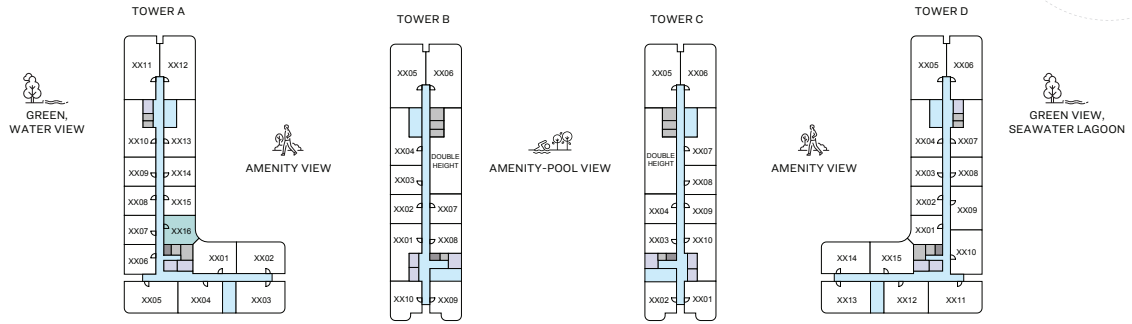
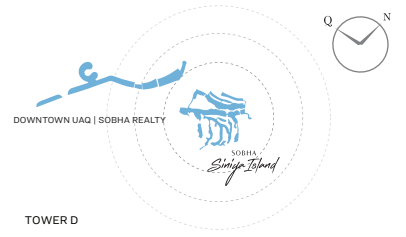
Amenity, Pool, Seawater Lagoon  
B-308, C-304, B-408, B-410, C-404, B-508, B-510,  
C-504, B-608, B-610, C-604, B-706, B-708, C-704

Amenity, Seawater Lagoon  
A-314, B-302, C-308, D-302, A-414, B-402, C-410,  
D-402, A-514, B-502, C-510, D-502, A-614, B-602,  
C-610, D-602, A-714, B-702, C-708, D-702, A-814,  
D-802, A-912, D-902

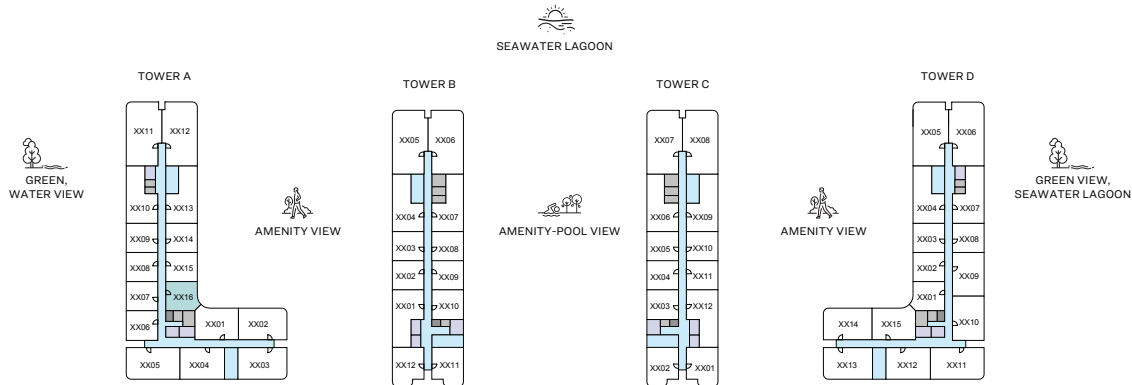
Green View, Seawater Lagoon  
D-207, D-308, D-408, D-508, D-608, D-708,  
D-808, D-906

Green, Water View  
A-206, A-208, A-306, A-308, A-406, A-408,  
A-506, A-508, A-606, A-608, A-706, A-708,  
A-806, A-808, A-906, A-908

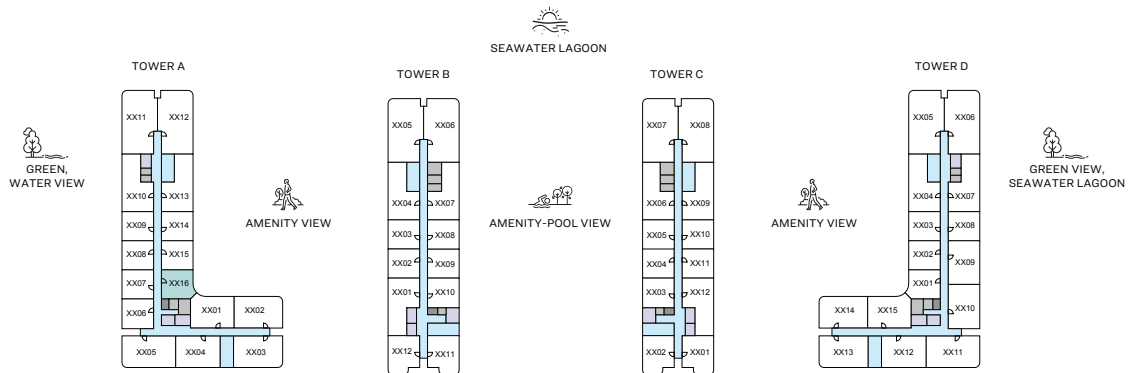




LEVEL 03



LEVEL 04



LEVEL 05

# 1

BEDROOM  
APARTMENT

## TYPE B

(with powder room + balcony)

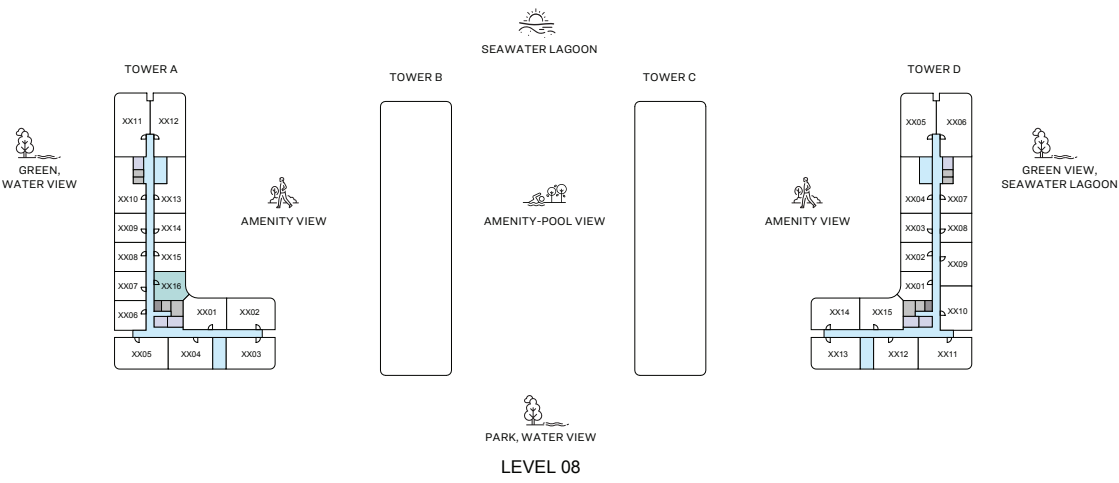
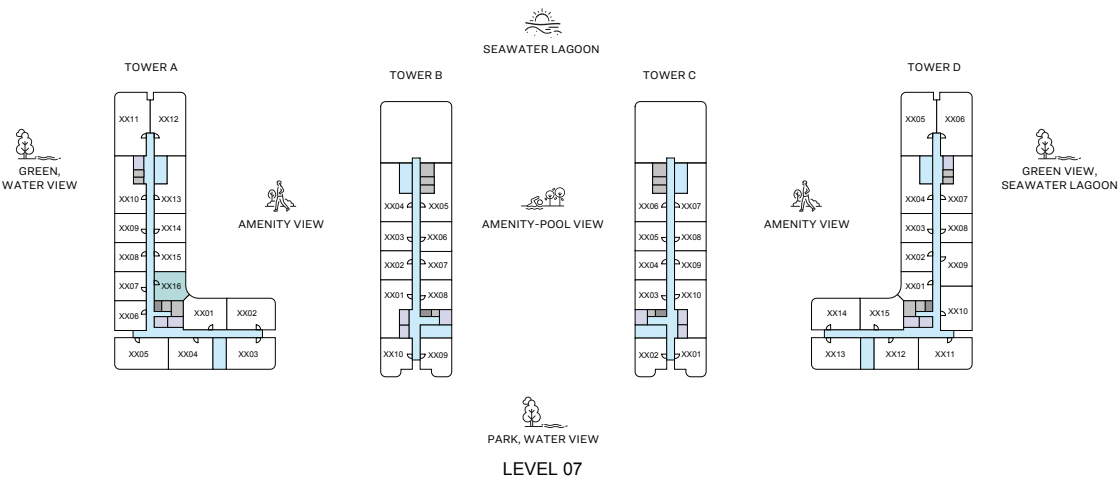
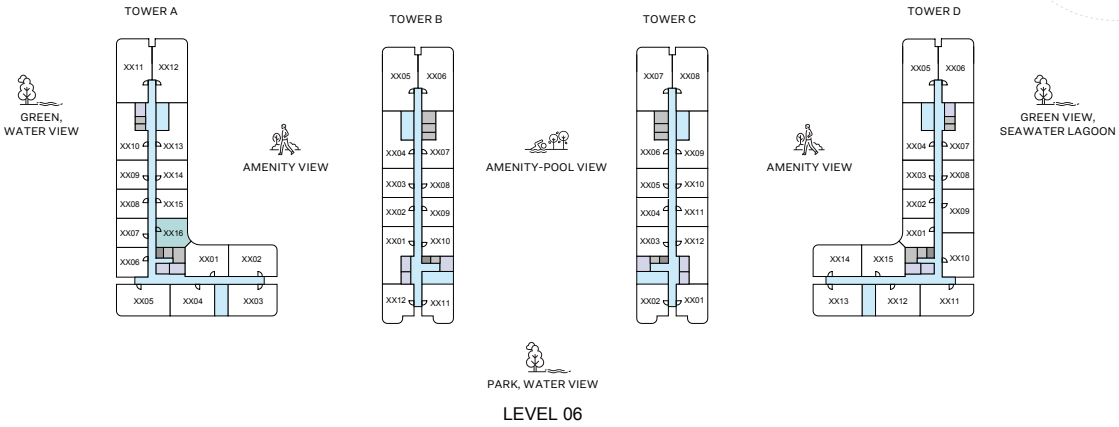
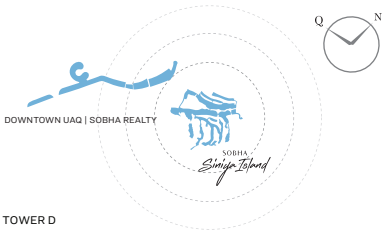
List of unit numbers with this unit plan:

### VIEWS

Amenity, Seawater Lagoon  
A-316, A-416, A-516, A-616, A-716, A-816, A-914

**TOTAL SALEABLE AREA**  
SUITE RANGE = 465.43 - 467.37 SQ.FT.  
BALCONY = 55.76 SQ.FT.  
TOTAL RANGE = 521.19 - 523.13 SQ.FT.





# 1

BEDROOM  
APARTMENT

## TYPE B

(with powder room + balcony)

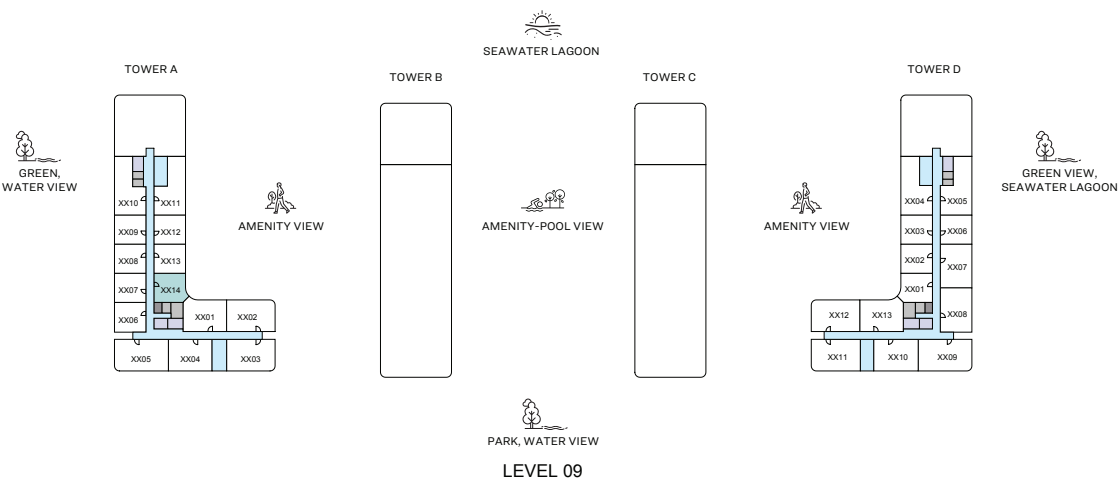
List of unit numbers with this unit plan:

### VIEWS

Amenity, Seawater Lagoon  
A-316, A-416, A-516, A-616, A-716, A-816, A-914

**TOTAL SALEABLE AREA**  
SUITE RANGE = 465.43 - 467.37 SQ.FT.  
BALCONY = 55.76 SQ.FT.  
TOTAL RANGE = 521.19 - 523.13 SQ.FT.





# 1

BEDROOM  
APARTMENT

## TYPE B

(with powder room + balcony)

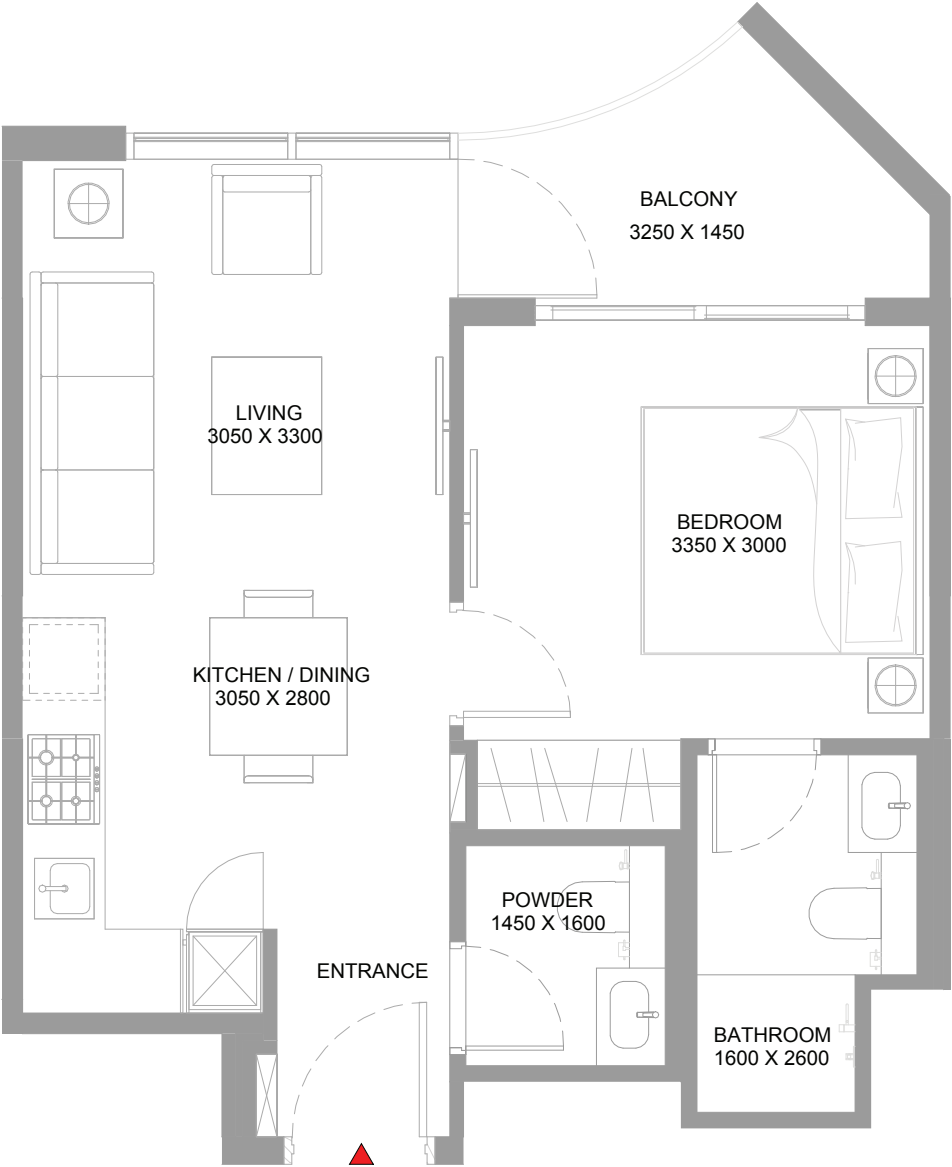
**TOTAL SALEABLE AREA**  
SUITE RANGE = 465.43 - 467.37 SQ.FT.  
BALCONY = 55.76 SQ.FT.  
TOTAL RANGE = 521.19 - 523.13 SQ.FT.

List of unit numbers with this unit plan:

### VIEWS

Amenity, Seawater Lagoon  
A-316, A-416, A-516, A-616, A-716, A-816, A-914





# 1

BEDROOM  
APARTMENT

## TYPE B

(with powder room + balcony)

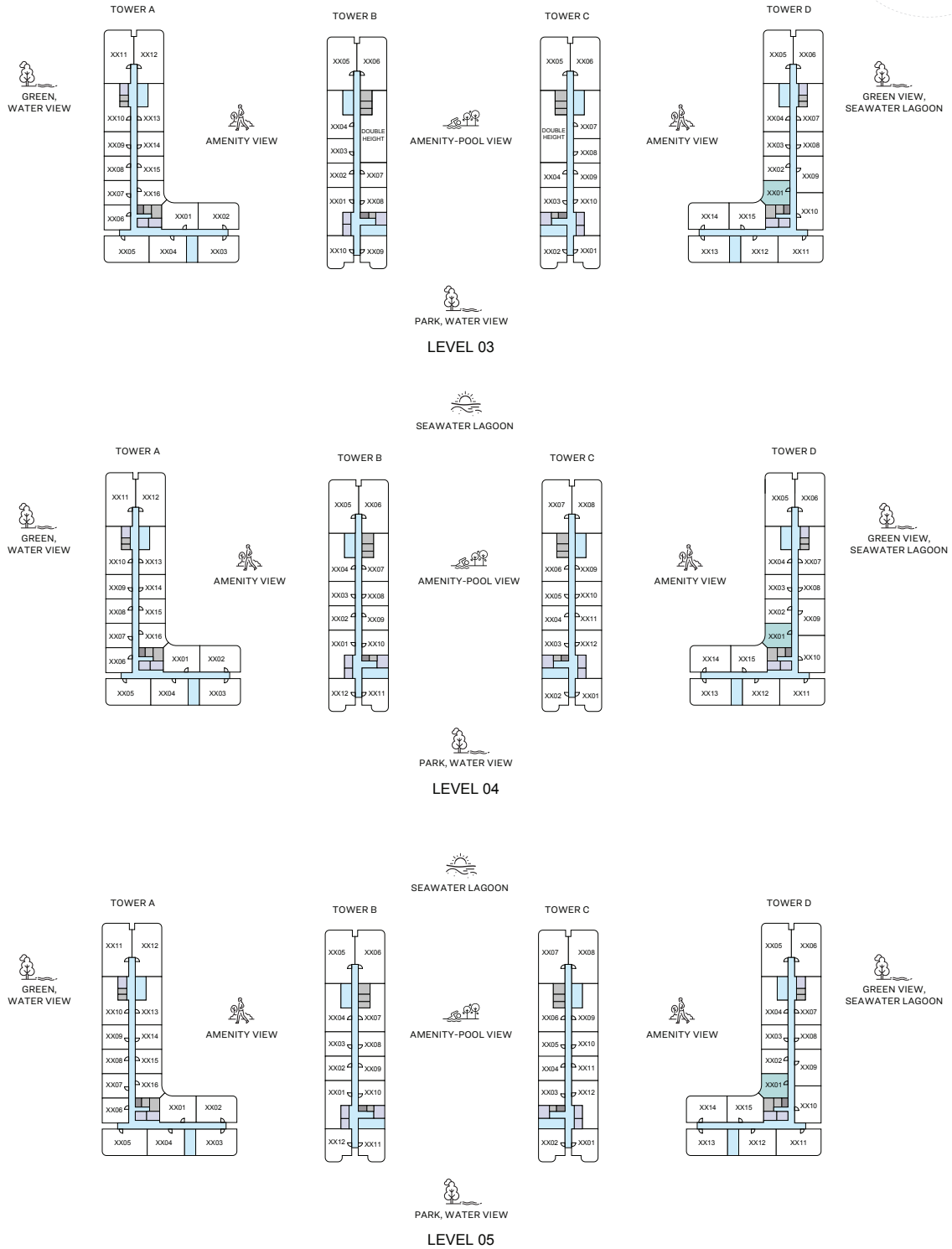
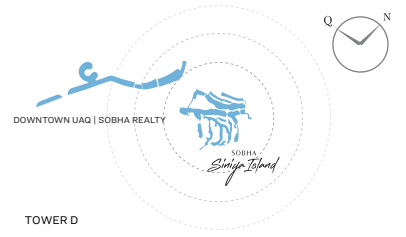
**TOTAL SALEABLE AREA**  
SUITE RANGE = 465.43 - 467.37 SQ.FT.  
BALCONY = 55.76 SQ.FT.  
TOTAL RANGE = 521.19 - 523.13 SQ.FT.

List of unit numbers with this unit plan:

### VIEWS

Amenity, Seawater Lagoon  
A-316, A-416, A-516, A-616, A-716, A-816, A-914





1  
BEDROOM  
APARTMENT

## TYPE B VARIANT 1

(with powder room + balcony)

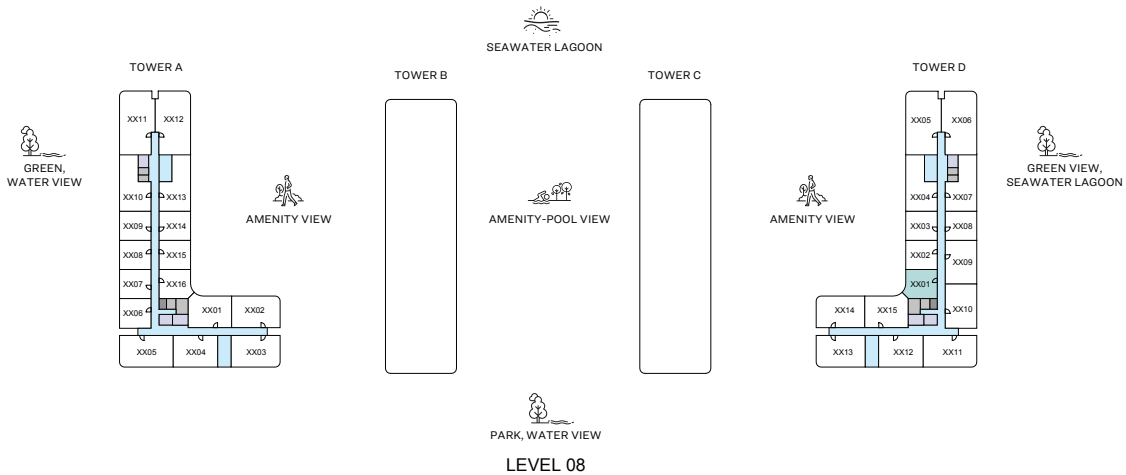
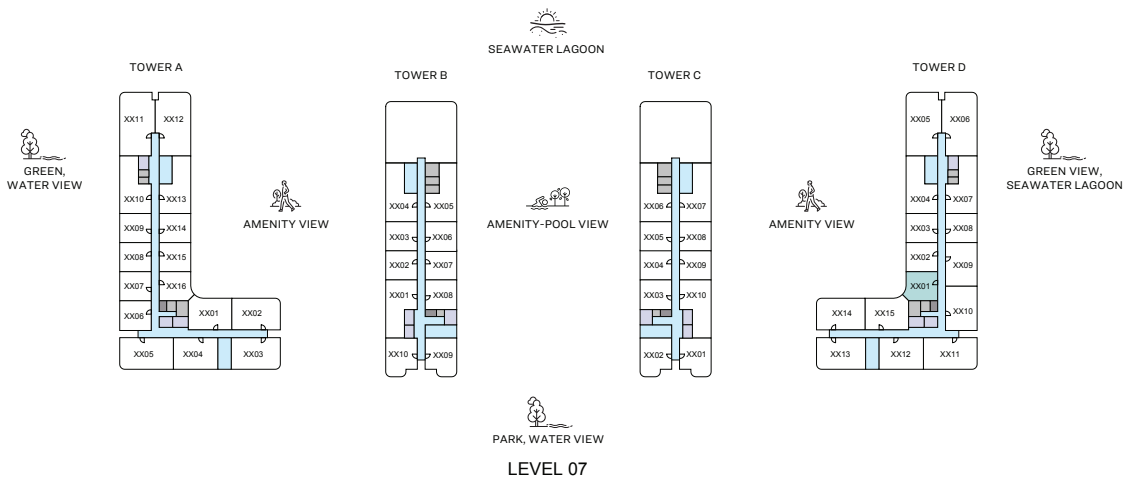
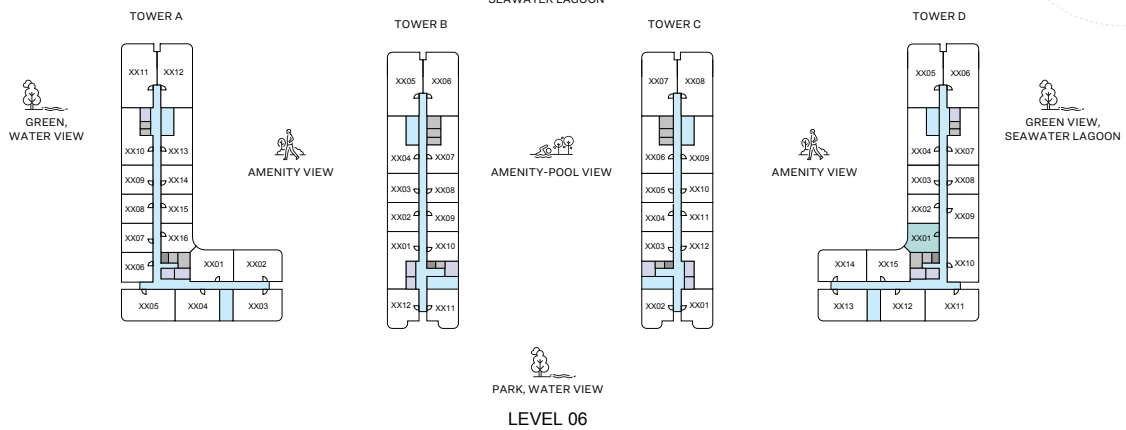
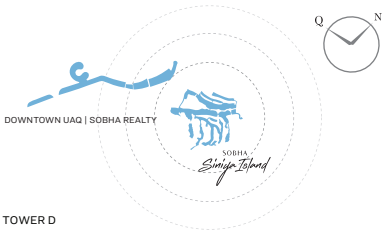
**TOTAL SALEABLE AREA**  
SUITE RANGE = 466.18 - 467.48 SQ.FT.  
BALCONY = 55.76 SQ.FT.  
TOTAL RANGE = 521.94 - 523.23 SQ.FT.

List of unit numbers with this unit plan:

### VIEWS

Amenity, Seawater Lagoon  
D-301, D-401, D-501, D-601, D-701, D-801, D-901





# 1

BEDROOM  
APARTMENT

## TYPE B VARIANT 1

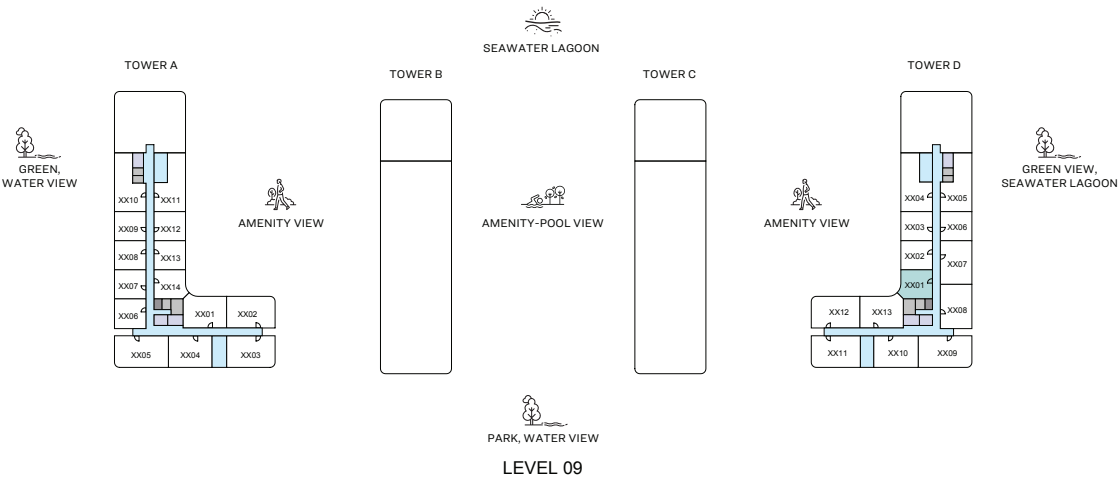
(with powder room + balcony)

**TOTAL SALEABLE AREA**  
SUITE RANGE = 466.18 - 467.48 SQ.FT.  
BALCONY = 55.76 SQ.FT.  
TOTAL RANGE = 521.94 - 523.23 SQ.FT.

List of unit numbers with this unit plan:

**VIEWS**  
Amenity, Seawater Lagoon  
D-301, D-401, D-501, D-601, D-701, D-801, D-901





# 1

BEDROOM  
APARTMENT

## TYPE B VARIANT 1

(with powder room + balcony)

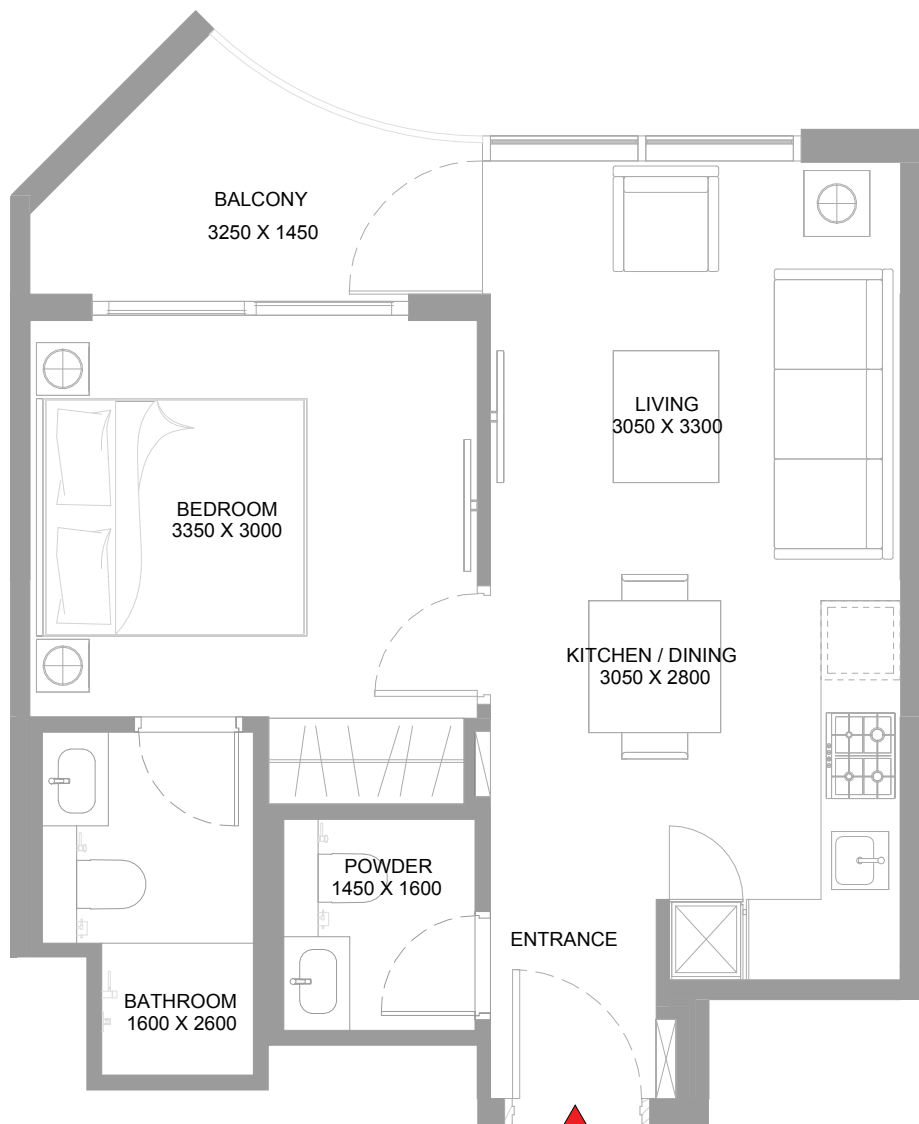
**TOTAL SALEABLE AREA**  
SUITE RANGE = 466.18 - 467.48 SQ.FT.  
BALCONY = 55.76 SQ.FT.  
TOTAL RANGE = 521.94 - 523.23 SQ.FT.

List of unit numbers with this unit plan:

**VIEWS**

Amenity, Seawater Lagoon  
D-301, D-401, D-501, D-601, D-701, D-801, D-901





# 1

BEDROOM  
APARTMENT

## TYPE B VARIANT 1

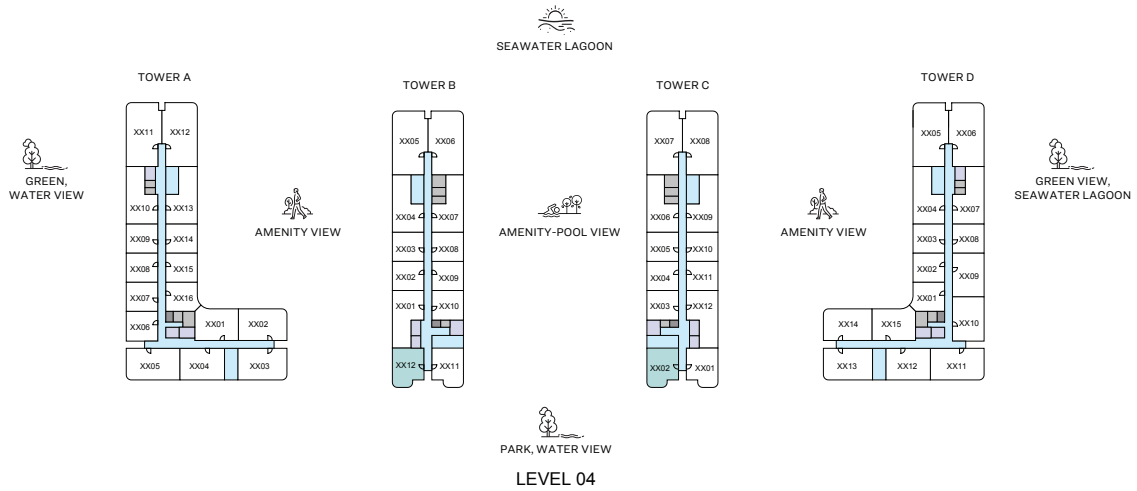
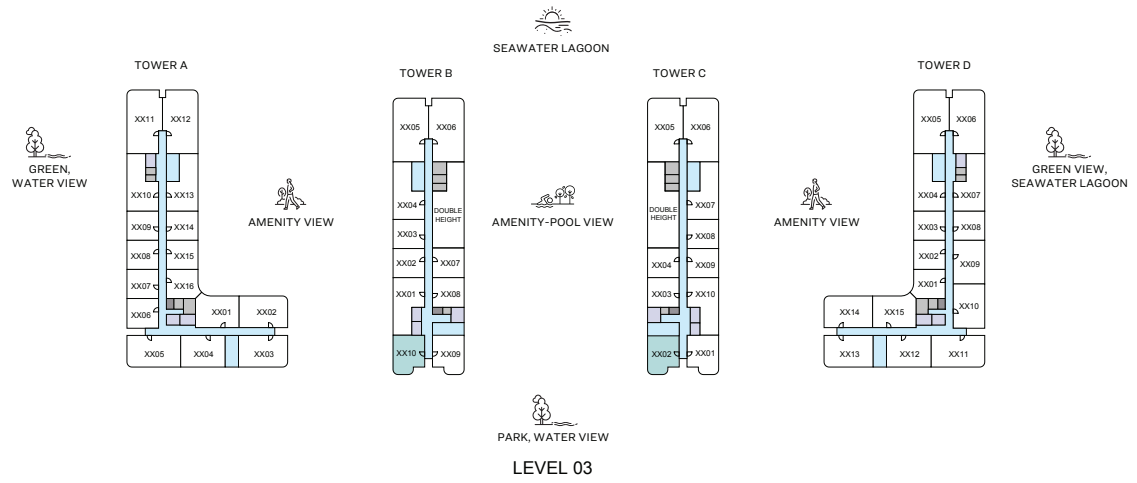
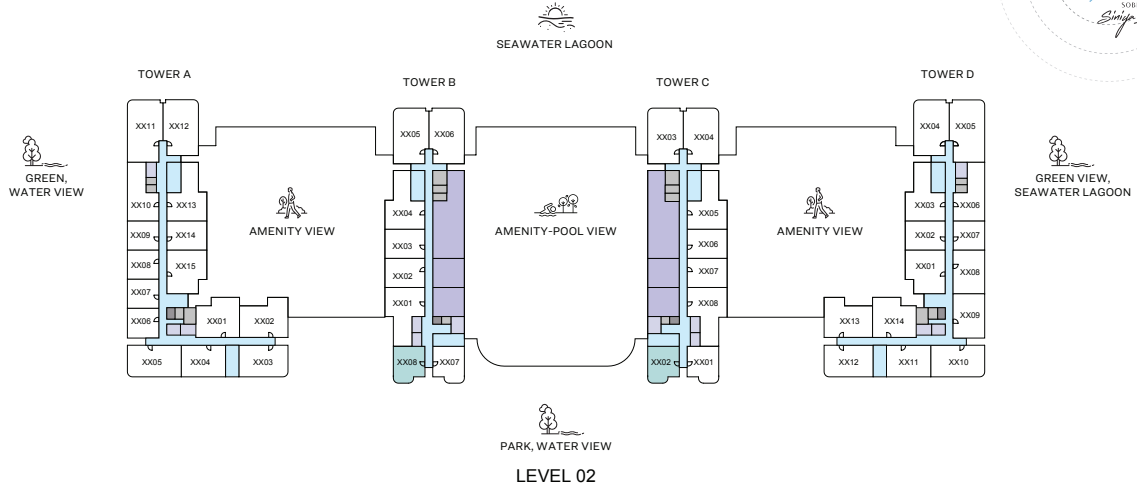
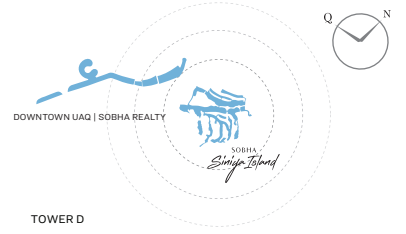
(with powder room + balcony)

**TOTAL SALEABLE AREA**  
SUITE RANGE = 466.18 - 467.48 SQ.FT.  
BALCONY = 55.76 SQ.FT.  
TOTAL RANGE = 521.94 - 523.23 SQ.FT.

List of unit numbers with this unit plan:

**VIEWS**  
Amenity, Seawater Lagoon  
D-301, D-401, D-501, D-601, D-701, D-801, D-901





# 1

BEDROOM  
APARTMENT

## TYPE C

(with powder room + balcony)

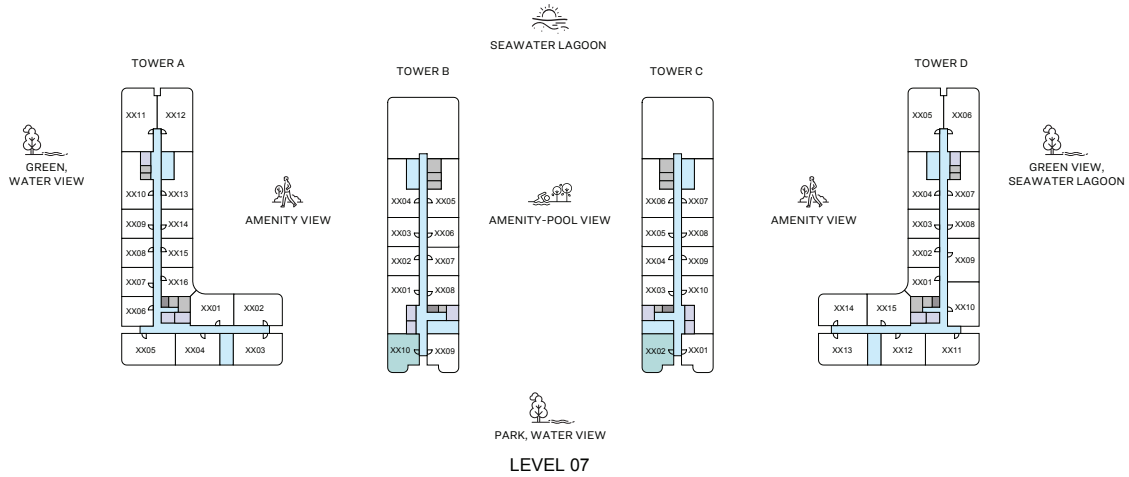
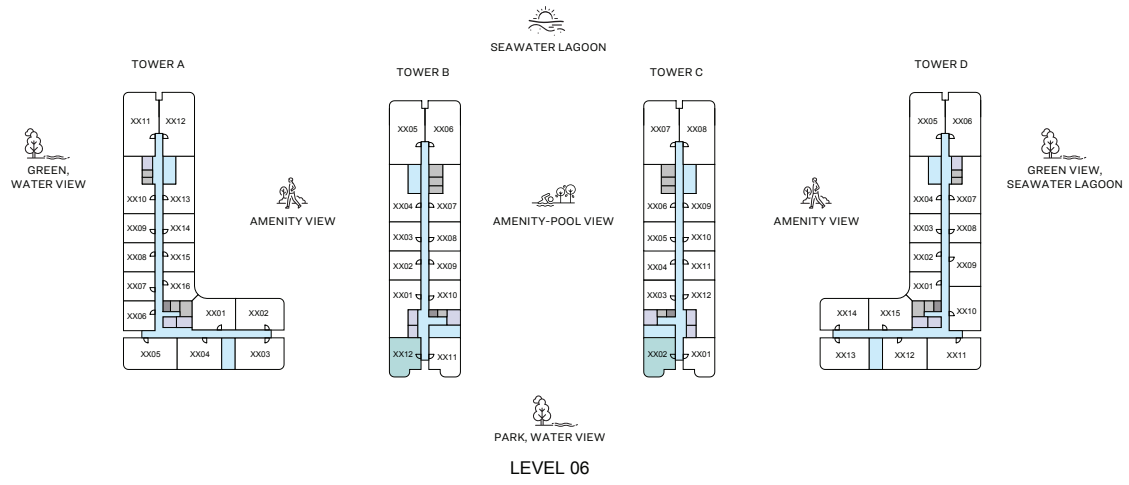
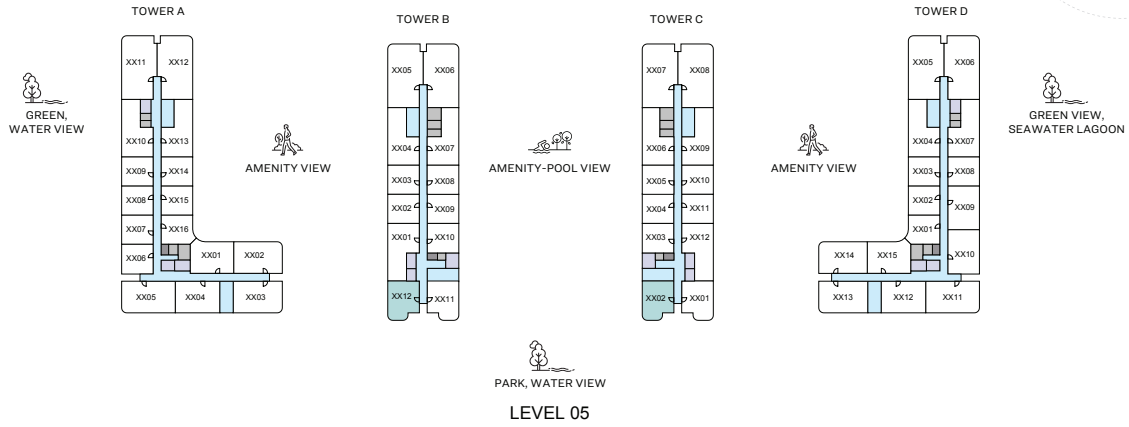
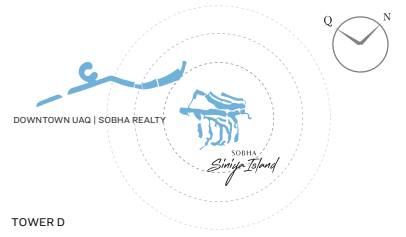
**TOTAL SALEABLE AREA**  
SUITE RANGE = 547.02 - 548.42 SQ.FT.  
BALCONY = 72.55 SQ.FT.  
TOTAL RANGE = 619.57 - 620.97 SQ.FT.

List of unit numbers with this unit plan:

### VIEWS

Park, Water View  
B-208, C-202, B-310, C-302, B-412, C-402, B-512, C-502, B-612, C-602, B-710, C-702





1  
BEDROOM  
APARTMENT

## TYPE C

(with powder room + balcony)

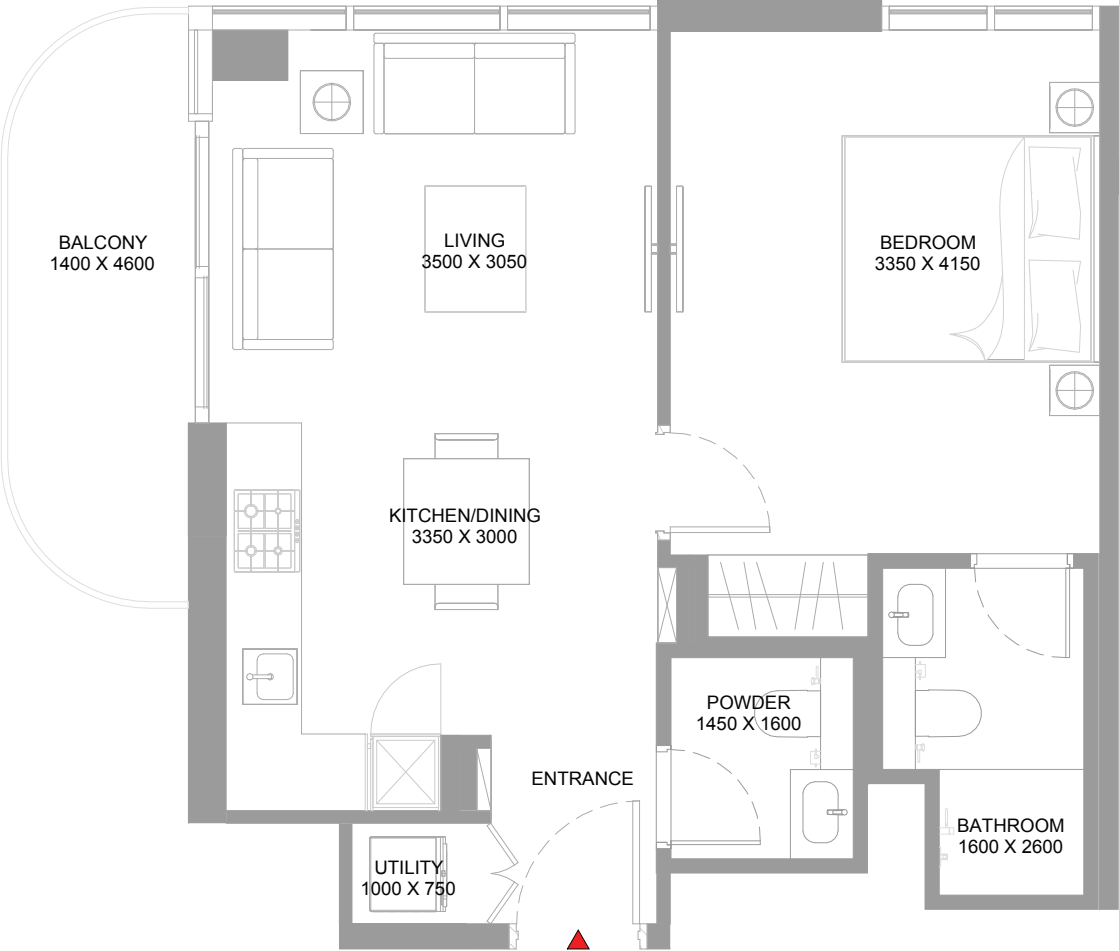
**TOTAL SALEABLE AREA**  
SUITE RANGE = 547.02 - 548.42 SQ.FT.  
BALCONY = 72.55 SQ.FT.  
TOTAL RANGE = 619.57 - 620.97 SQ.FT.

List of unit numbers with this unit plan:

### VIEWS

Park, Water View  
B-208, C-202, B-310, C-302, B-412, C-402, B-512, C-502, B-612, C-602, B-710, C-702





# 1

BEDROOM  
APARTMENT

## TYPE C

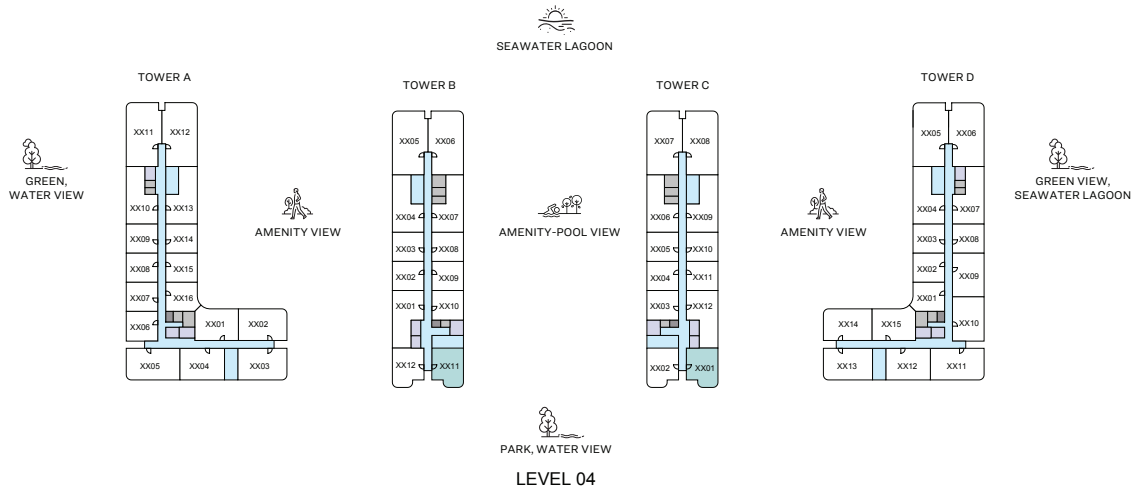
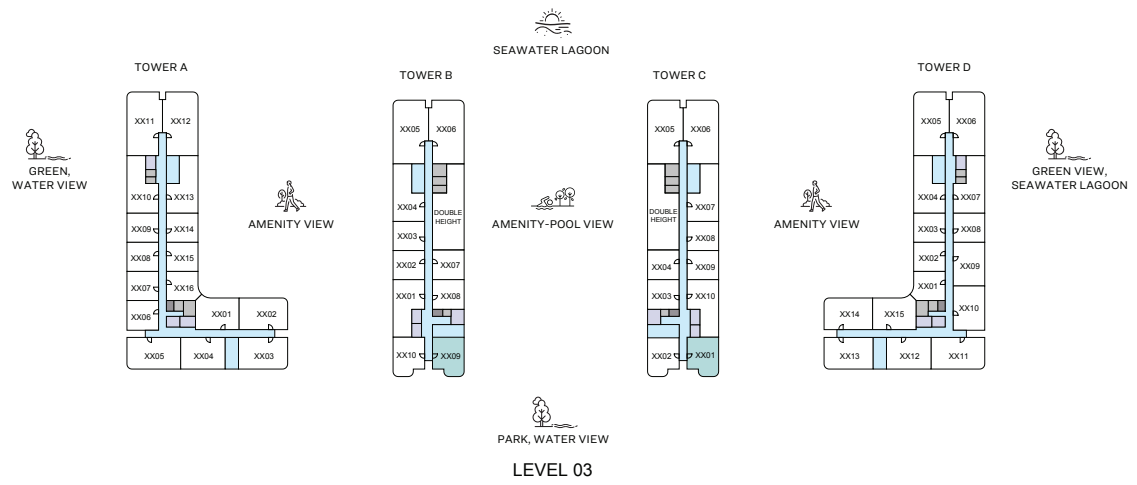
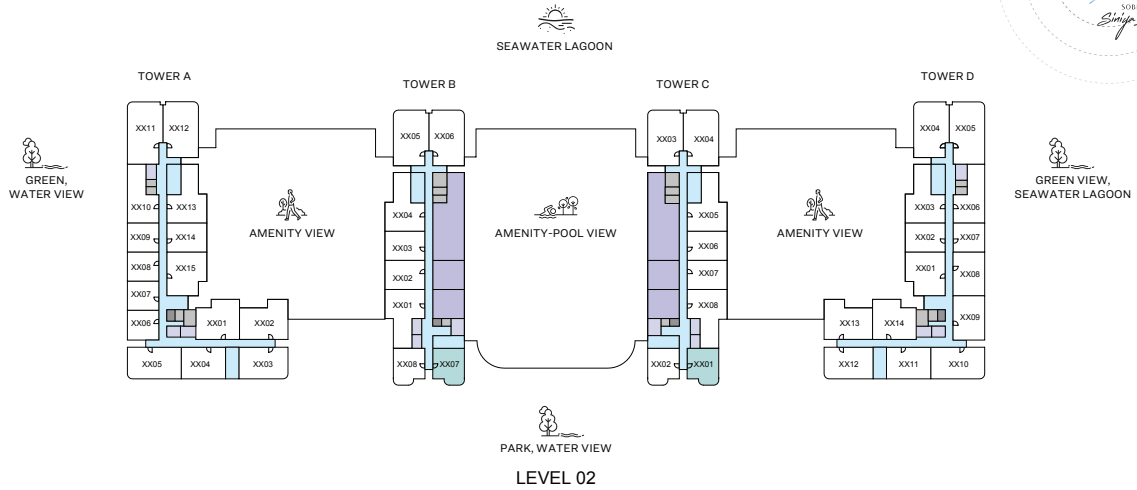
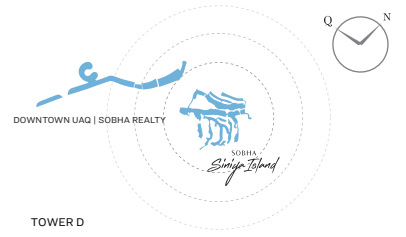
(with powder room + balcony)

**TOTAL SALEABLE AREA**  
SUITE RANGE = 547.02 - 548.42 SQ.FT.  
BALCONY = 72.55 SQ.FT.  
TOTAL RANGE = 619.57 - 620.97 SQ.FT.

List of unit numbers with this unit plan:

### VIEWS

Park, Water View  
B-208, C-202, B-310, C-302, B-412, C-402, B-512, C-502, B-612, C-602, B-710, C-702



# 1

BEDROOM  
APARTMENT

## TYPE C VARIANT 1

(with powder room + balcony)

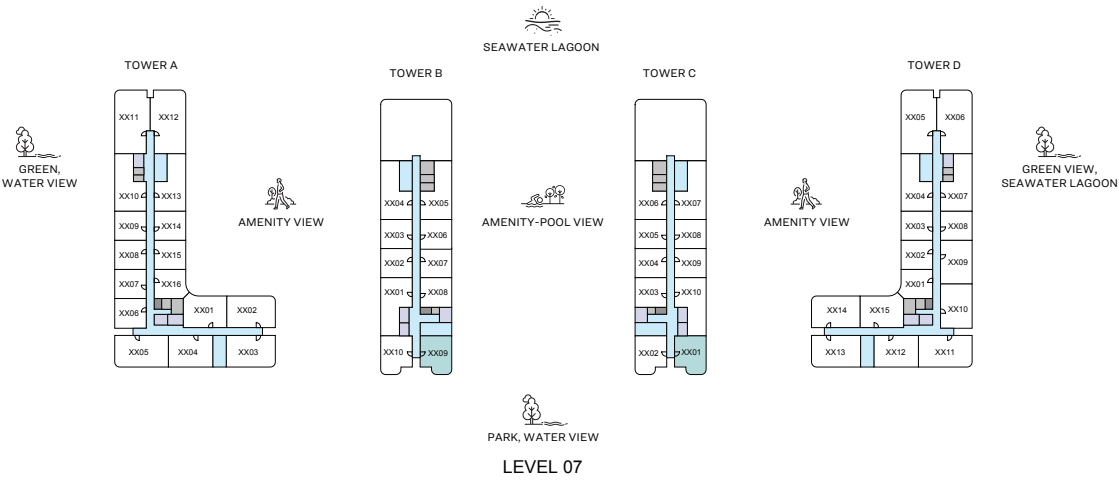
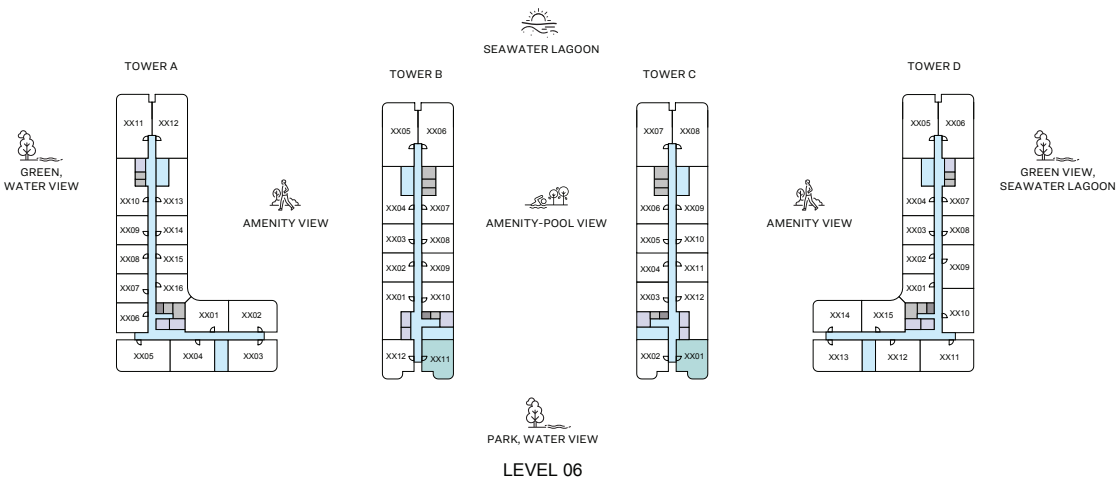
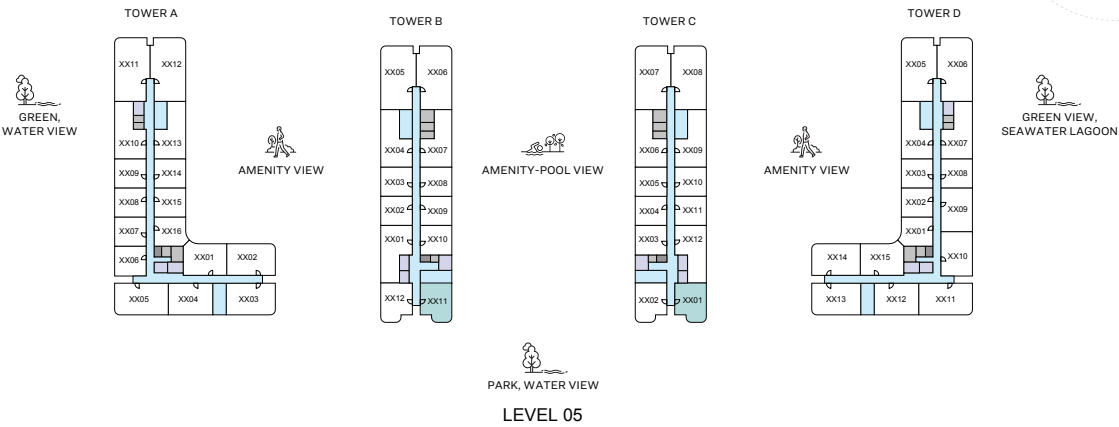
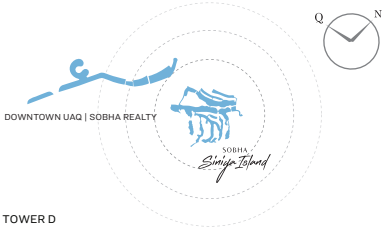
**TOTAL SALEABLE AREA**  
SUITE RANGE = 547.02 - 547.99 SQ.FT.  
BALCONY = 72.55 SQ.FT.  
TOTAL RANGE = 619.57 - 620.54 SQ.FT.

List of unit numbers with this unit plan:

### VIEWS

Park, Water View  
B-207, C-201, B-309, C-301, B-411, C-401, B-511, C-501, B-611, C-601, B-709, C-701





1  
BEDROOM  
APARTMENT

## TYPE C VARIANT 1

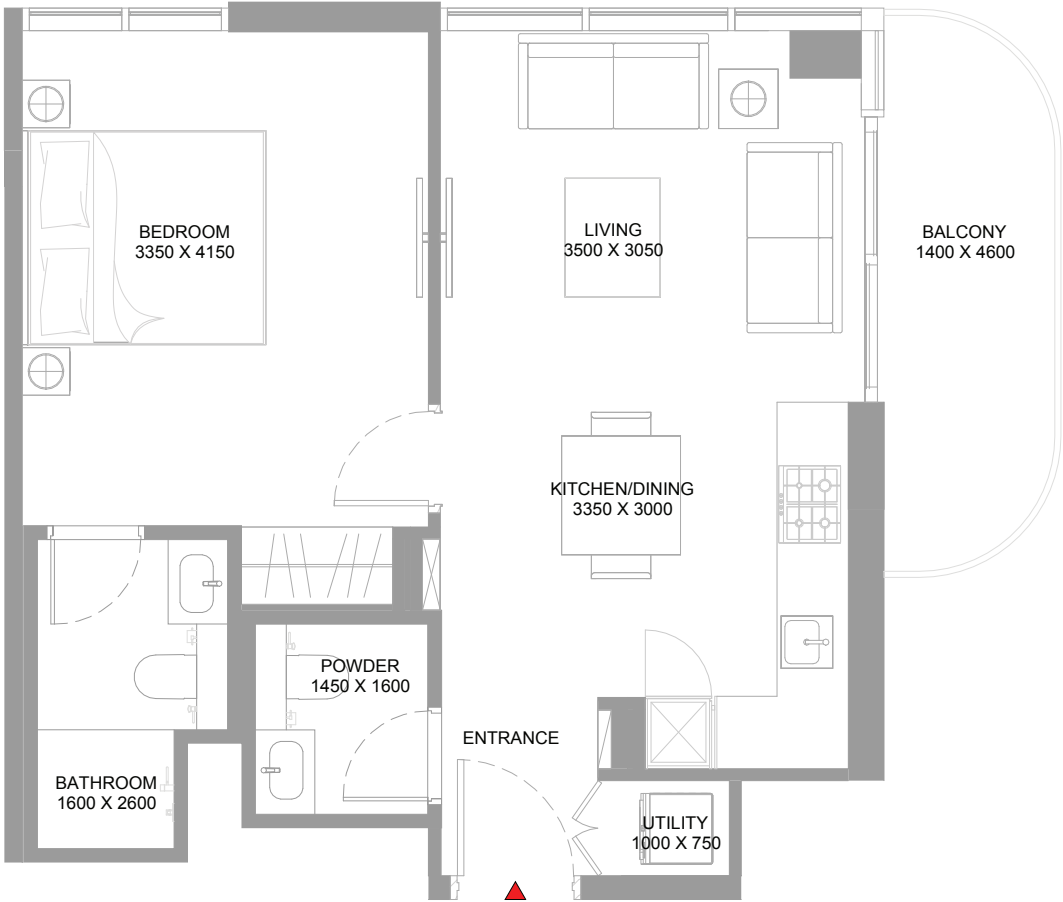
(with powder room + balcony)

**TOTAL SALEABLE AREA**  
SUITE RANGE = 547.02 - 547.99 SQ.FT.  
BALCONY = 72.55 SQ.FT.  
TOTAL RANGE = 619.57 - 620.54 SQ.FT.

List of unit numbers with this unit plan:

### VIEWS

Park, Water View  
B-207, C-201, B-309, C-301, B-411, C-401, B-511, C-501, B-611, C-601, B-709, C-701



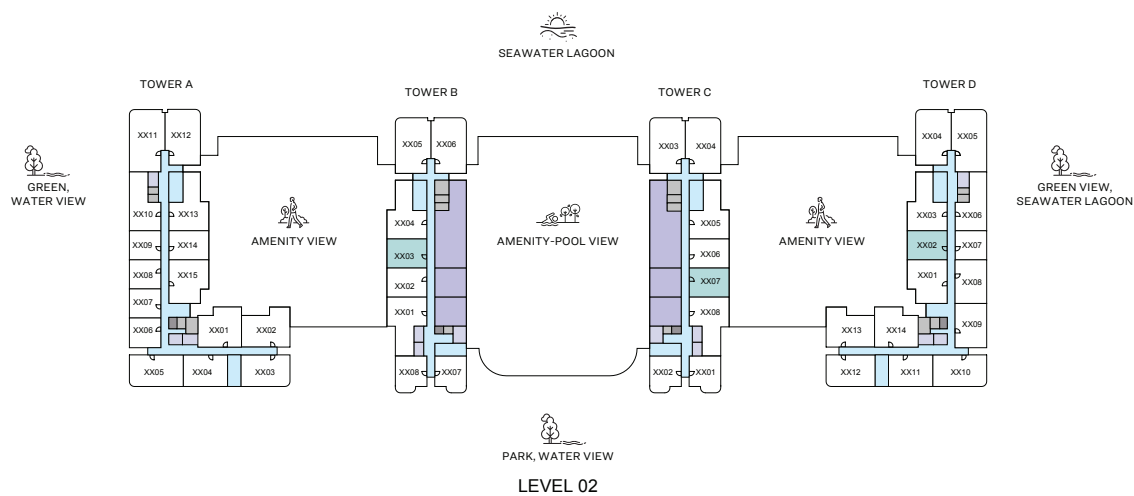
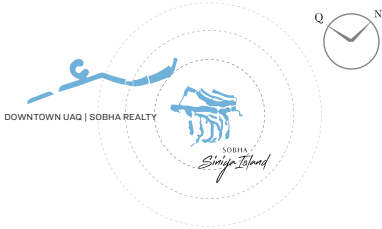
1  
BEDROOM  
APARTMENT

TYPE C  
VARIANT 1  
(with powder room + balcony)

TOTAL SALEABLE AREA  
SUITE RANGE = 547.02 - 547.99 SQ.FT.  
BALCONY = 72.55 SQ.FT.  
TOTAL RANGE = 619.57 - 620.54 SQ.FT.

List of unit numbers with this unit plan:  
**VIEWS**  
Park, Water View  
B-207, C-201, B-309, C-301, B-411, C-401, B-511, C-501, B-611, C-601, B-709, C-701





# 1

BEDROOM  
APARTMENT

## TYPE D

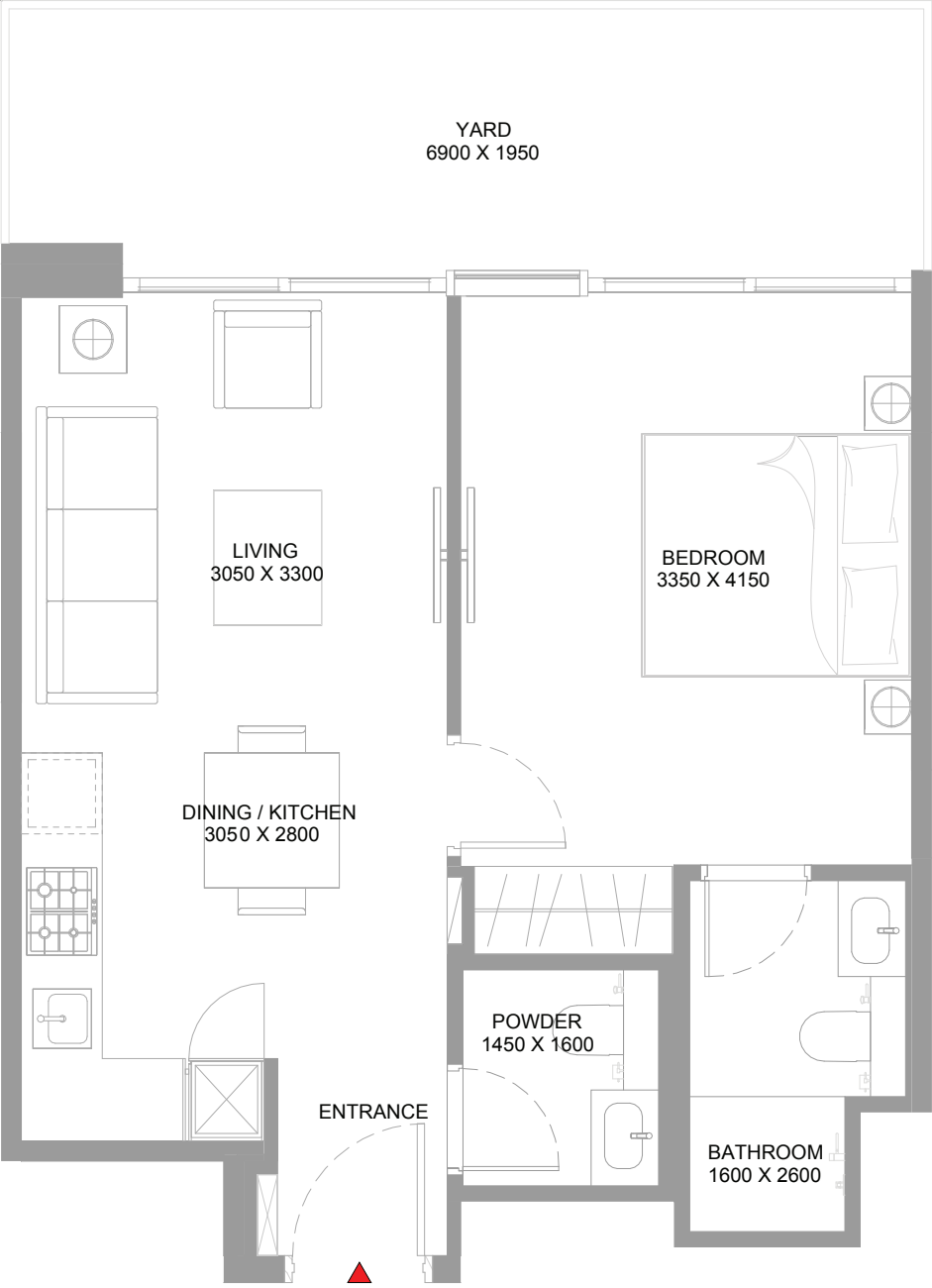
(with powder room + yard)

**TOTAL SALEABLE AREA**  
SUITE RANGE = 511.29 - 512.69 SQ.FT.  
YARD RANGE = 150.80 - 151.66 SQ.FT.  
TOTAL RANGE = 662.09 - 664.35 SQ.FT.

List of unit numbers with this unit plan:

**VIEWS**

Amenity  
B-203, C-207, D-202



# 1

BEDROOM  
APARTMENT

## TYPE D

(with powder room + yard)

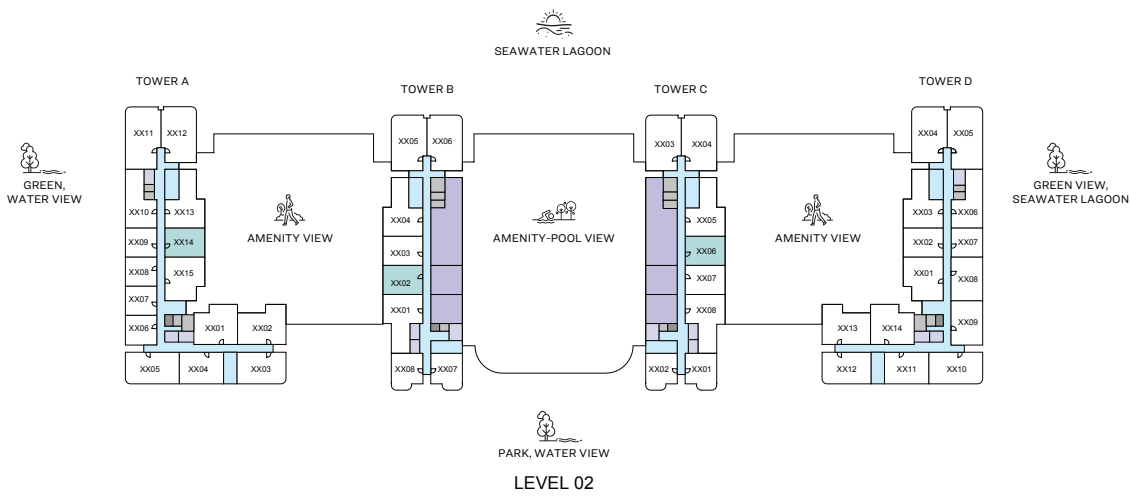
**TOTAL SALEABLE AREA**  
SUITE RANGE = 511.29 - 512.69 SQ.FT.  
YARD RANGE = 150.80 - 151.66 SQ.FT.  
TOTAL RANGE = 662.09 - 664.35 SQ.FT.

List of unit numbers with this unit plan:

**VIEWS**

Amenity  
B-203, C-207, D-202





# 1

BEDROOM  
APARTMENT

## TYPE D VARIANT 1

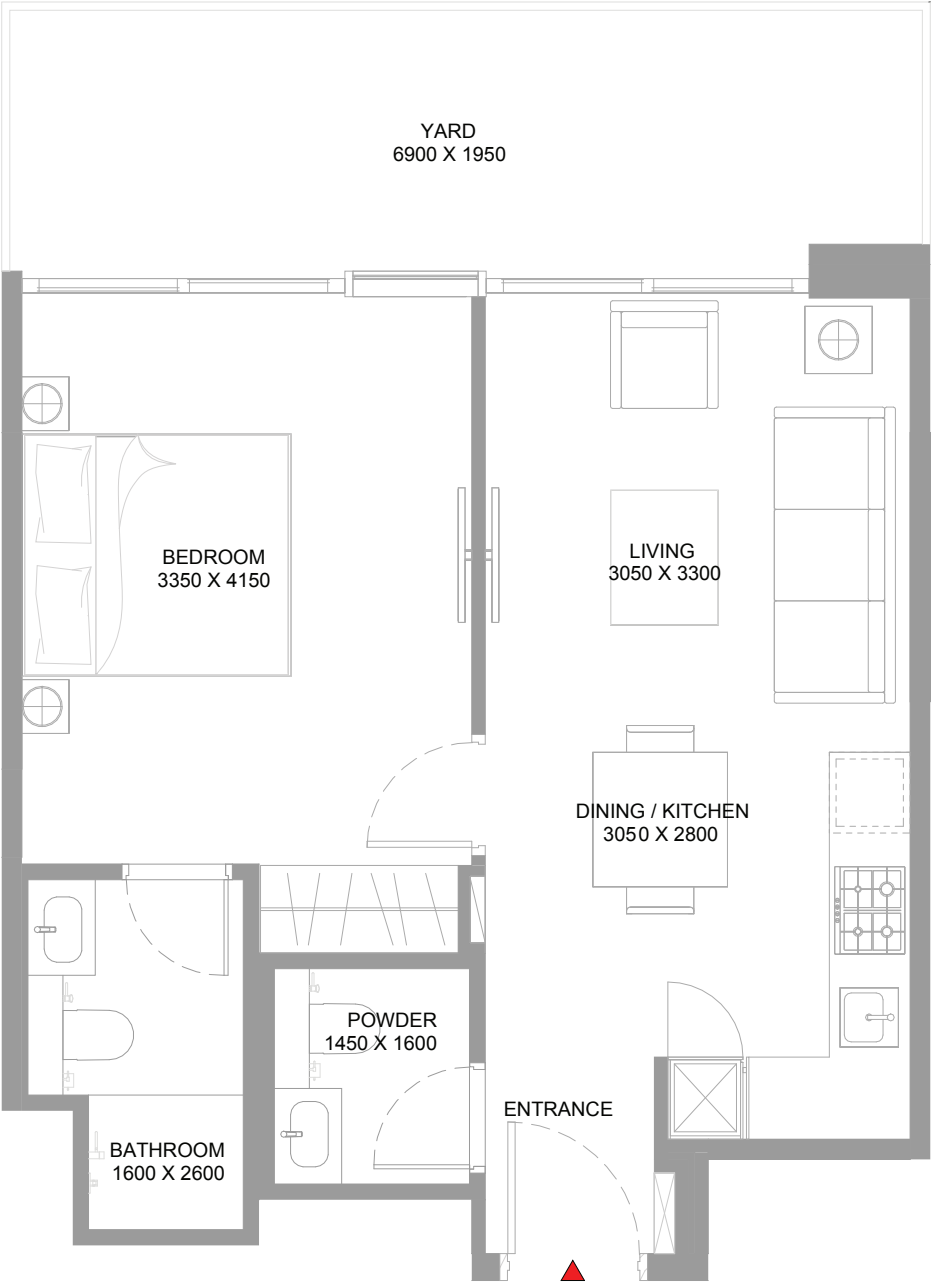
(with powder room + yard)

**TOTAL SALEABLE AREA**  
SUITE RANGE = 511.18 - 512.69 SQ.FT.  
YARD RANGE = 150.80 - 151.66 SQ.FT.  
TOTAL RANGE = 661.98 - 664.35 SQ.FT.

List of unit numbers with this unit plan:

**VIEWS**

Amenity  
A-214, B-202, C-206



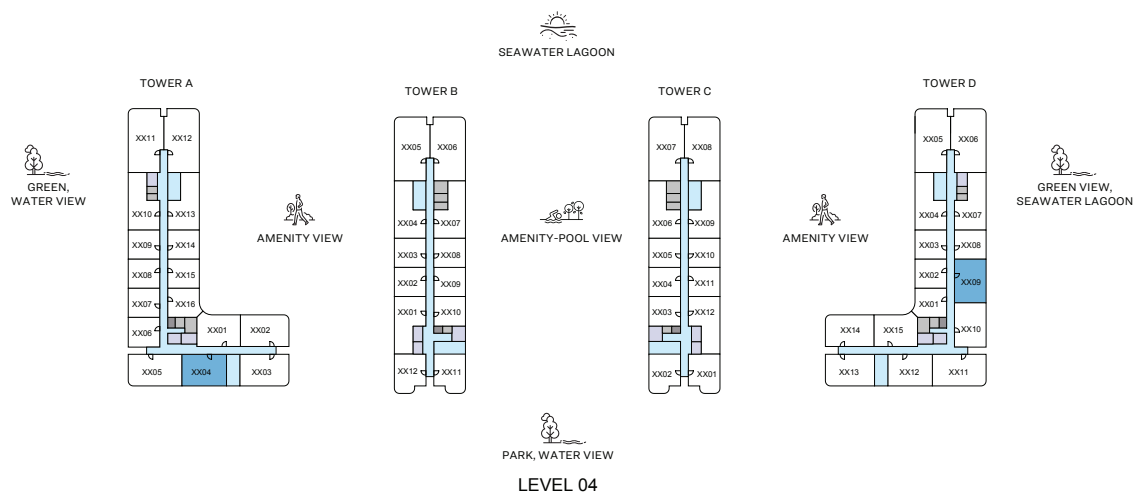
1  
BEDROOM  
APARTMENT

TYPE D  
VARIANT 1  
(with powder room + yard)

TOTAL SALEABLE AREA  
SUITE RANGE = 511.18 - 512.69 SQ.FT.  
YARD RANGE = 150.80 - 151.66 SQ.FT.  
TOTAL RANGE = 661.98 - 664.35 SQ.FT.

List of unit numbers with this unit plan:  
**VIEWS**  
Amenity  
A-214, B-202, C-206

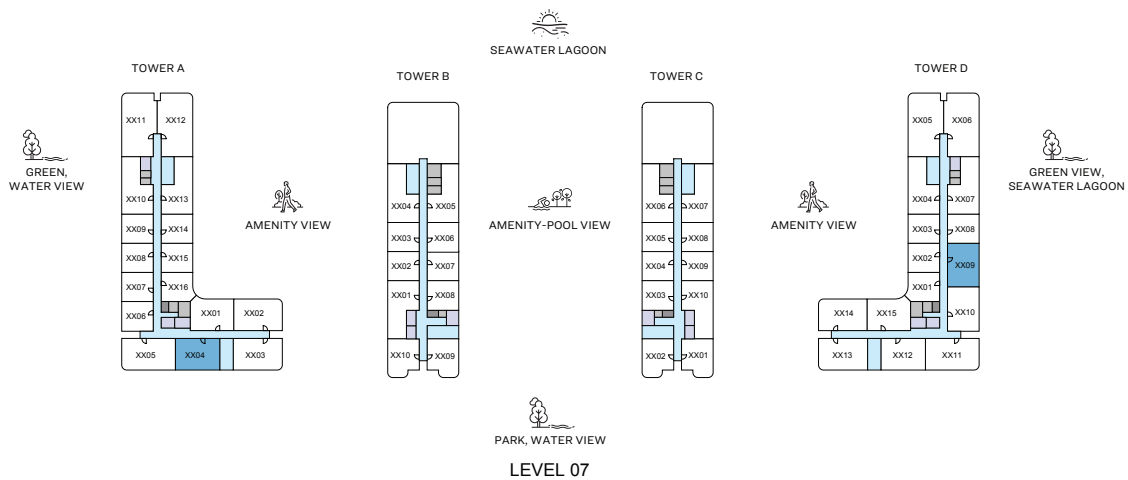
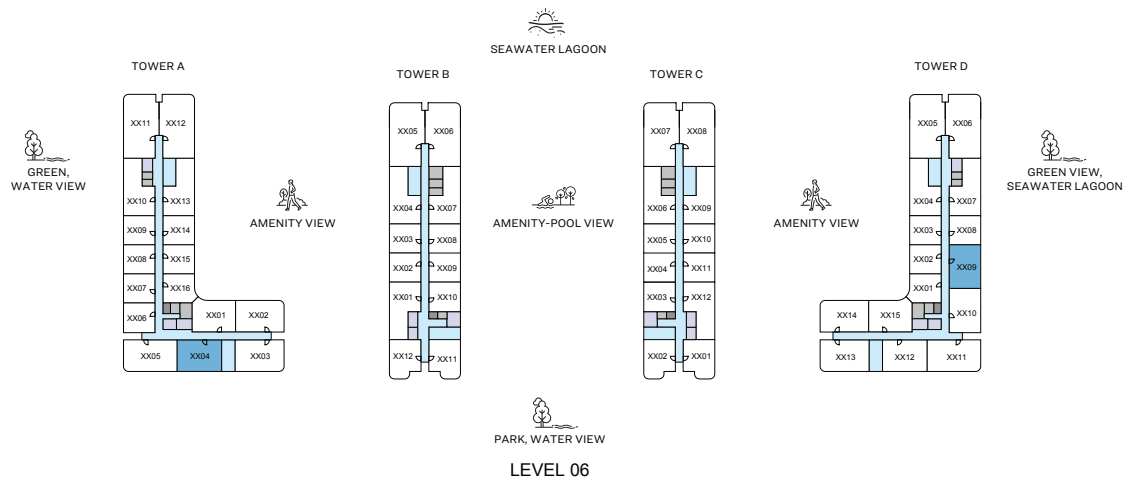
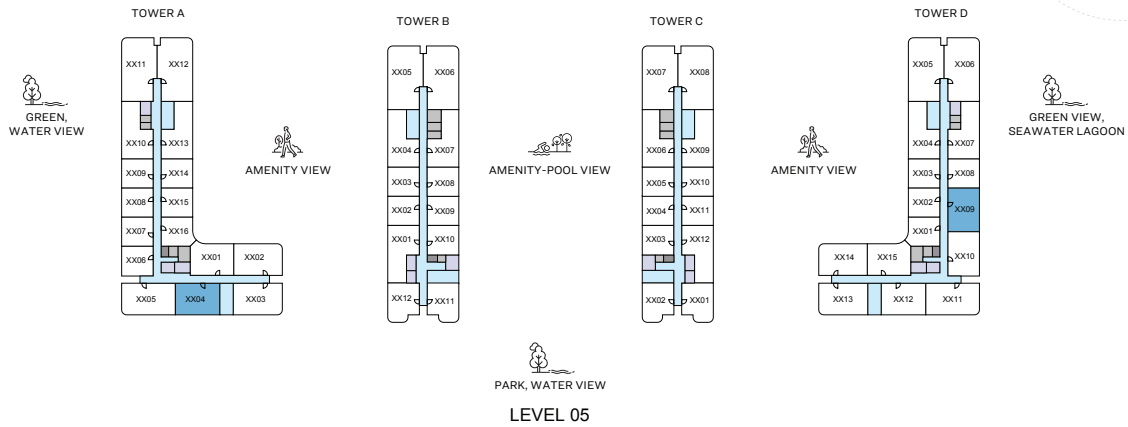
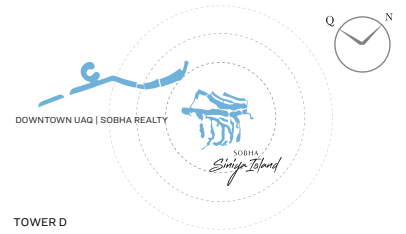




## 2 BEDROOM APARTMENT

**TOTAL SALEABLE AREA**  
SUITE RANGE = 729.15 - 729.47 SQ.FT.  
BALCONY = 46.72 SQ.FT.  
TOTAL RANGE = 775.86 - 776.19 SQ.FT.

Park, Water View  
A-204, A-304, A-404, A-504, A-604, A-704, A-804, A-904



# 2

BEDROOM  
APARTMENT

## TYPE A

(with balcony)

**TOTAL SALEABLE AREA**  
SUITE RANGE = 729.15 - 729.47 SQ.FT.  
BALCONY = 46.72 SQ.FT.  
TOTAL RANGE = 775.86 - 776.19 SQ.FT.

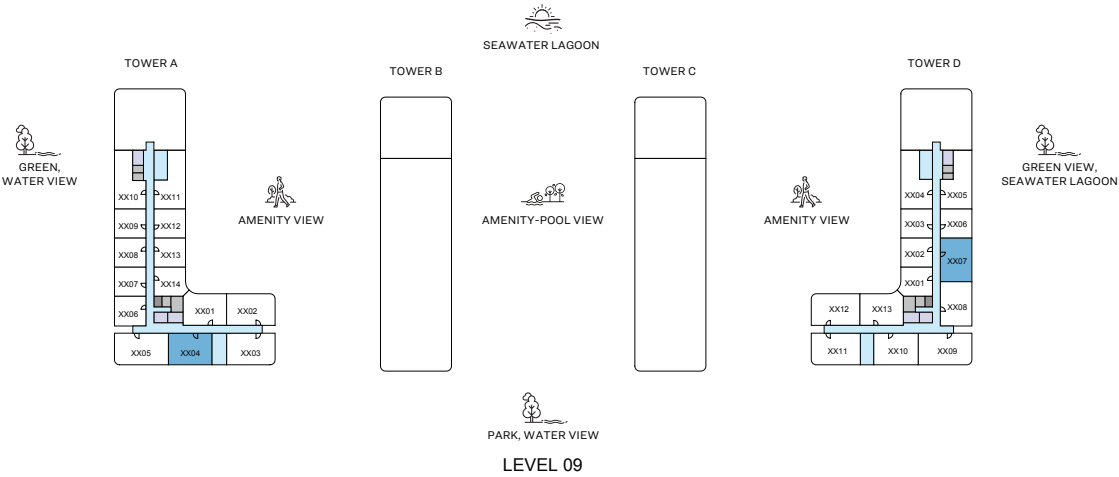
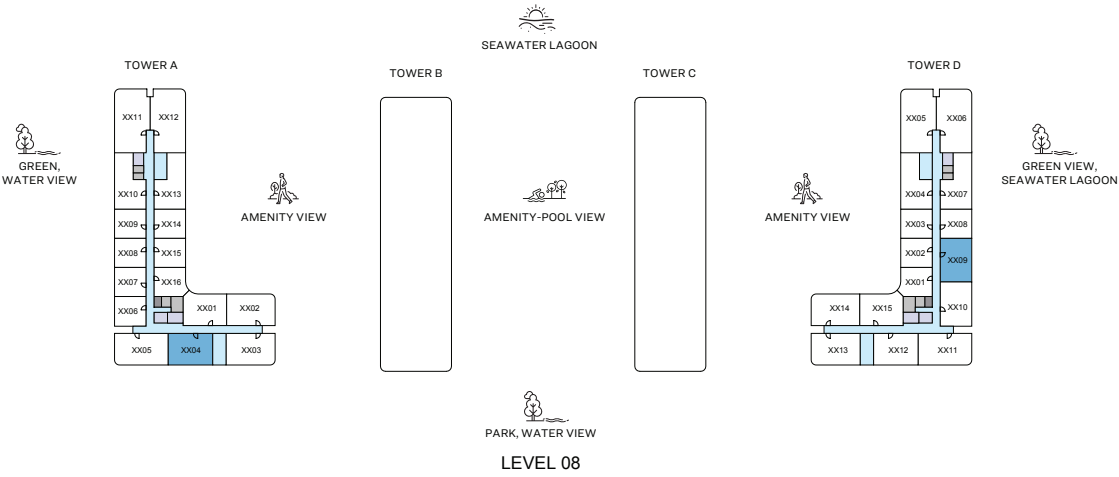
List of unit numbers with this unit plan:

### VIEWS

Green View, Seawater Lagoon  
D-208, D-309, D-409, D-509, D-609, D-709, D-809, D-907

Park, Water View  
A-204, A-304, A-404, A-504, A-604, A-704, A-804, A-904





# 2

BEDROOM  
APARTMENT

## TYPE A

(with balcony)

**TOTAL SALEABLE AREA**  
SUITE RANGE = 729.15 - 729.47 SQ.FT.  
BALCONY = 46.72 SQ.FT.  
TOTAL RANGE = 775.86 - 776.19 SQ.FT.

List of unit numbers with this unit plan:

### VIEWS

Green View, Seawater Lagoon  
D-208, D-309, D-409, D-509, D-609, D-709, D-809, D-907

Park, Water View  
A-204, A-304, A-404, A-504, A-604, A-704, A-804, A-904



# 2

BEDROOM  
APARTMENT

## TYPE A

(with balcony)

**TOTAL SALEABLE AREA**  
SUITE RANGE = 729.15 - 729.47 SQ.FT.  
BALCONY = 46.72 SQ.FT.  
TOTAL RANGE = 775.86 - 776.19 SQ.FT.

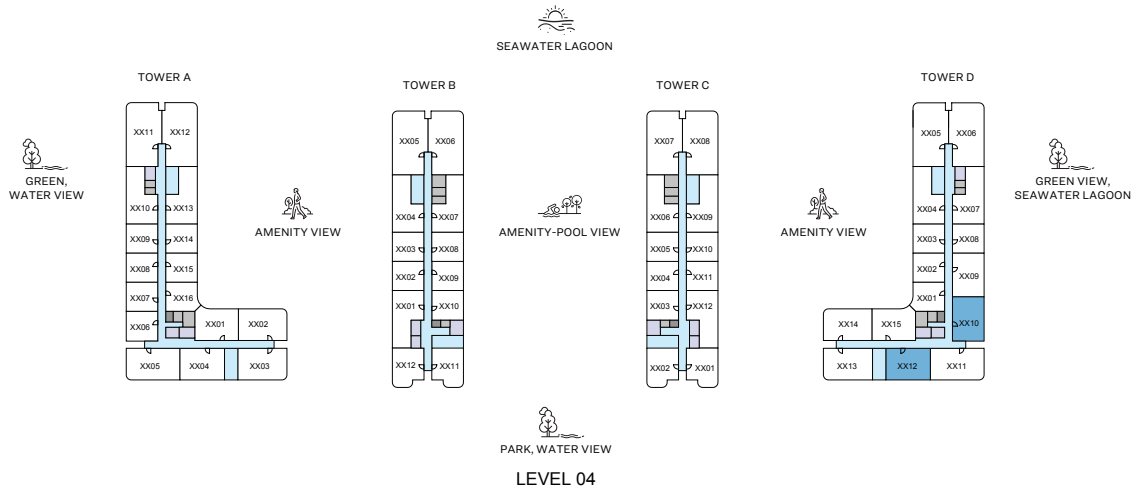
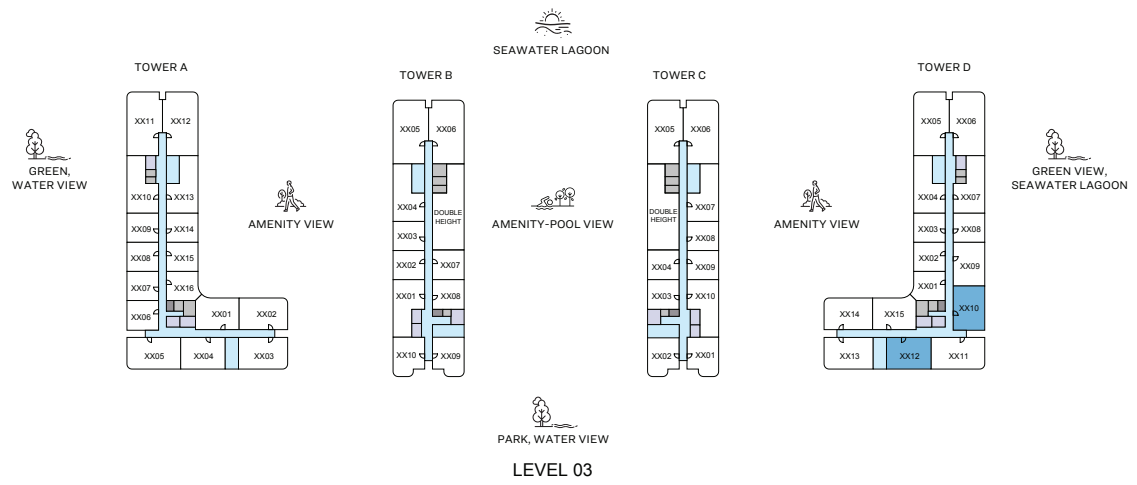
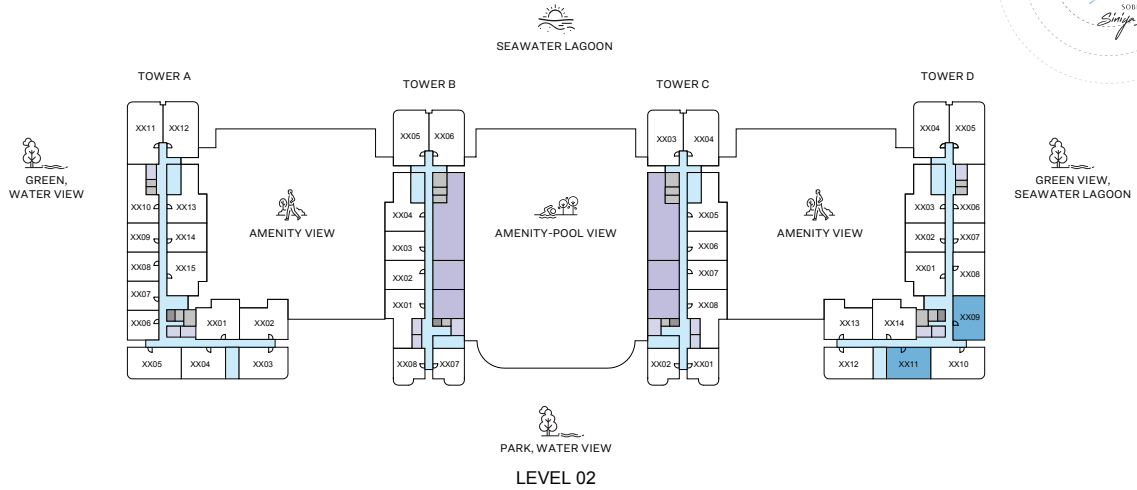
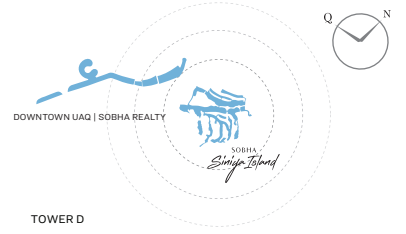
List of unit numbers with this unit plan:

### VIEWS

Green View, Seawater Lagoon  
D-208, D-309, D-409, D-509, D-609, D-709, D-809, D-907

Park, Water View  
A-204, A-304, A-404, A-504, A-604, A-704, A-804, A-904





# 2

BEDROOM  
APARTMENT

## TYPE A VARIANT 1 (with balcony)

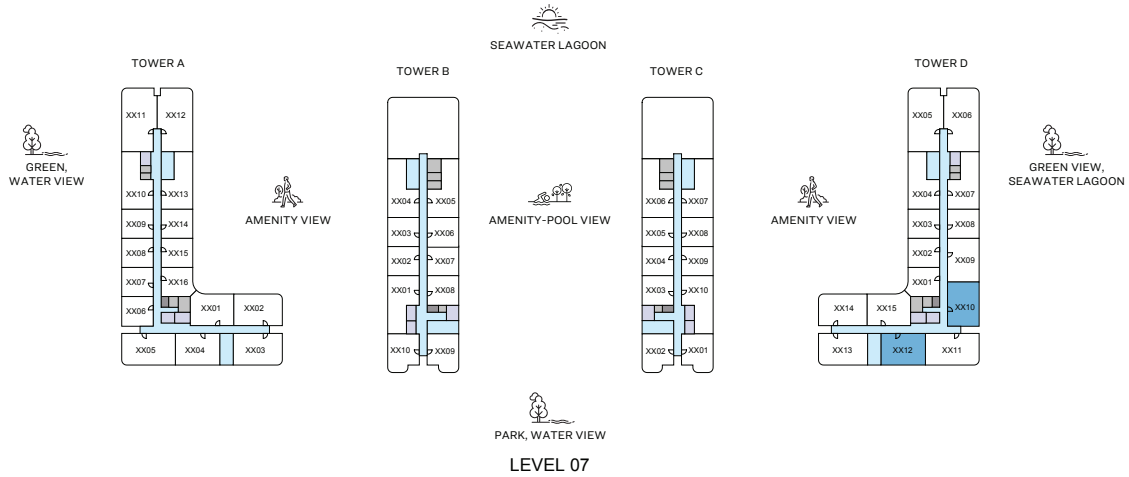
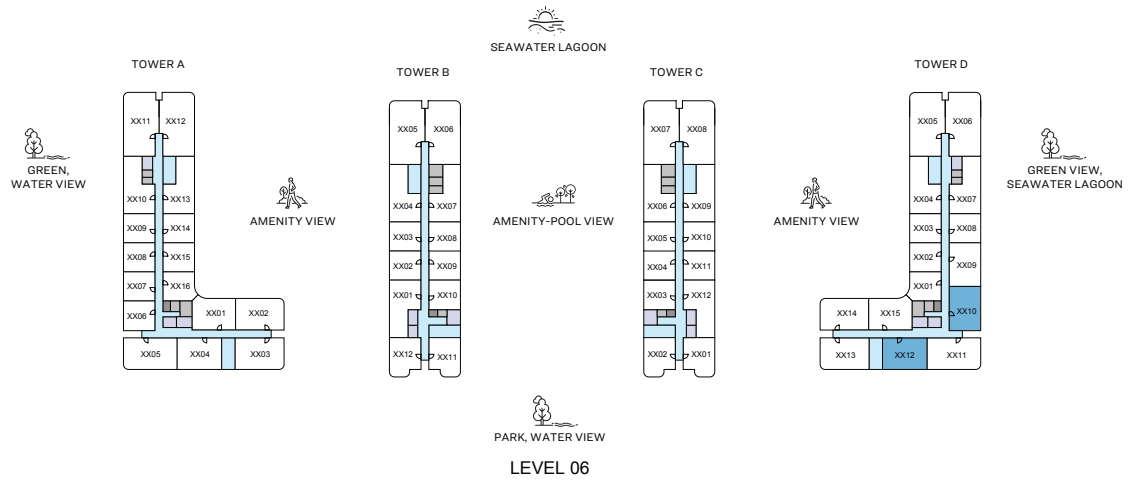
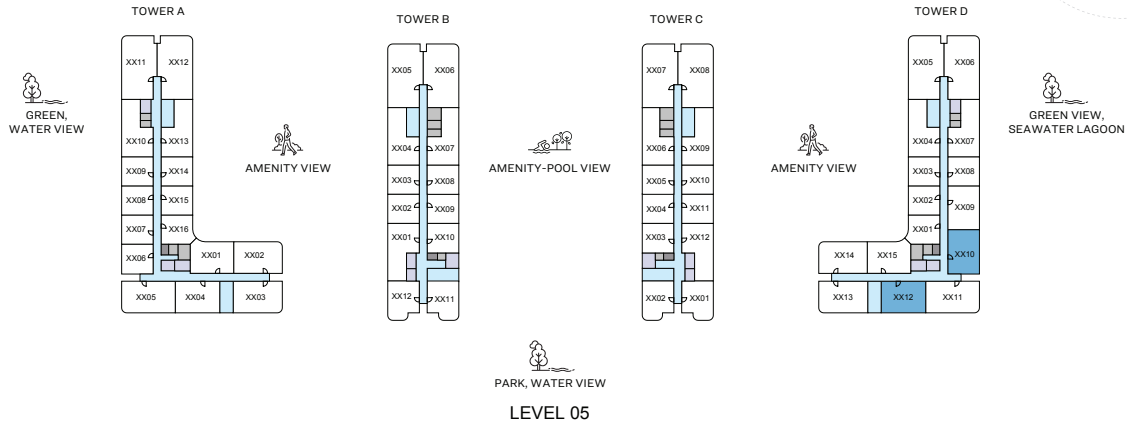
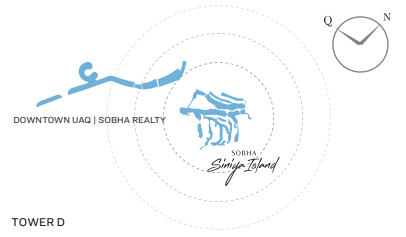
**TOTAL SALEABLE AREA**  
SUITE RANGE = 729.47 - 730.65 SQ.FT.  
BALCONY = 46.72 SQ.FT.  
TOTAL RANGE = 776.19 - 777.37 SQ.FT.

List of unit numbers with this unit plan:

### VIEWS

Green View, Seawater Lagoon  
D-209, D-310, D-410, D-510, D-610, D-710, D-810, D-908

Park, Water View  
D-211, D-312, D-412, D-512, D-612, D-712, D-812, D-910



2  
BEDROOM  
APARTMENT

## TYPE A VARIANT 1 (with balcony)

**TOTAL SALEABLE AREA**  
SUITE RANGE = 729.47 - 730.65 SQ.FT.  
BALCONY = 46.72 SQ.FT.  
TOTAL RANGE = 776.19 - 777.37 SQ.FT.

List of unit numbers with this unit plan:

### VIEWS

Green View, Seawater Lagoon  
D-209, D-310, D-410, D-510, D-610, D-710, D-810, D-908

Park, Water View  
D-211, D-312, D-412, D-512, D-612, D-712, D-812, D-910





# 2

BEDROOM  
APARTMENT

## TYPE A VARIANT 1

(with balcony)

**TOTAL SALEABLE AREA**  
SUITE RANGE = 729.47 - 730.65 SQ.FT.  
BALCONY = 46.72 SQ.FT.  
TOTAL RANGE = 776.19 - 777.37 SQ.FT.

List of unit numbers with this unit plan:

### VIEWS

Green View, Seawater Lagoon  
D-209, D-310, D-410, D-510, D-610, D-710, D-810, D-908

Park, Water View  
D-211, D-312, D-412, D-512, D-612, D-712, D-812, D-910



2  
BEDROOM  
APARTMENT

TYPE A  
VARIANT 1  
(with balcony)

TOTAL SALEABLE AREA  
SUITE RANGE = 729.47 - 730.65 SQ.FT.  
BALCONY = 46.72 SQ.FT.  
TOTAL RANGE = 776.19 - 777.37 SQ.FT.

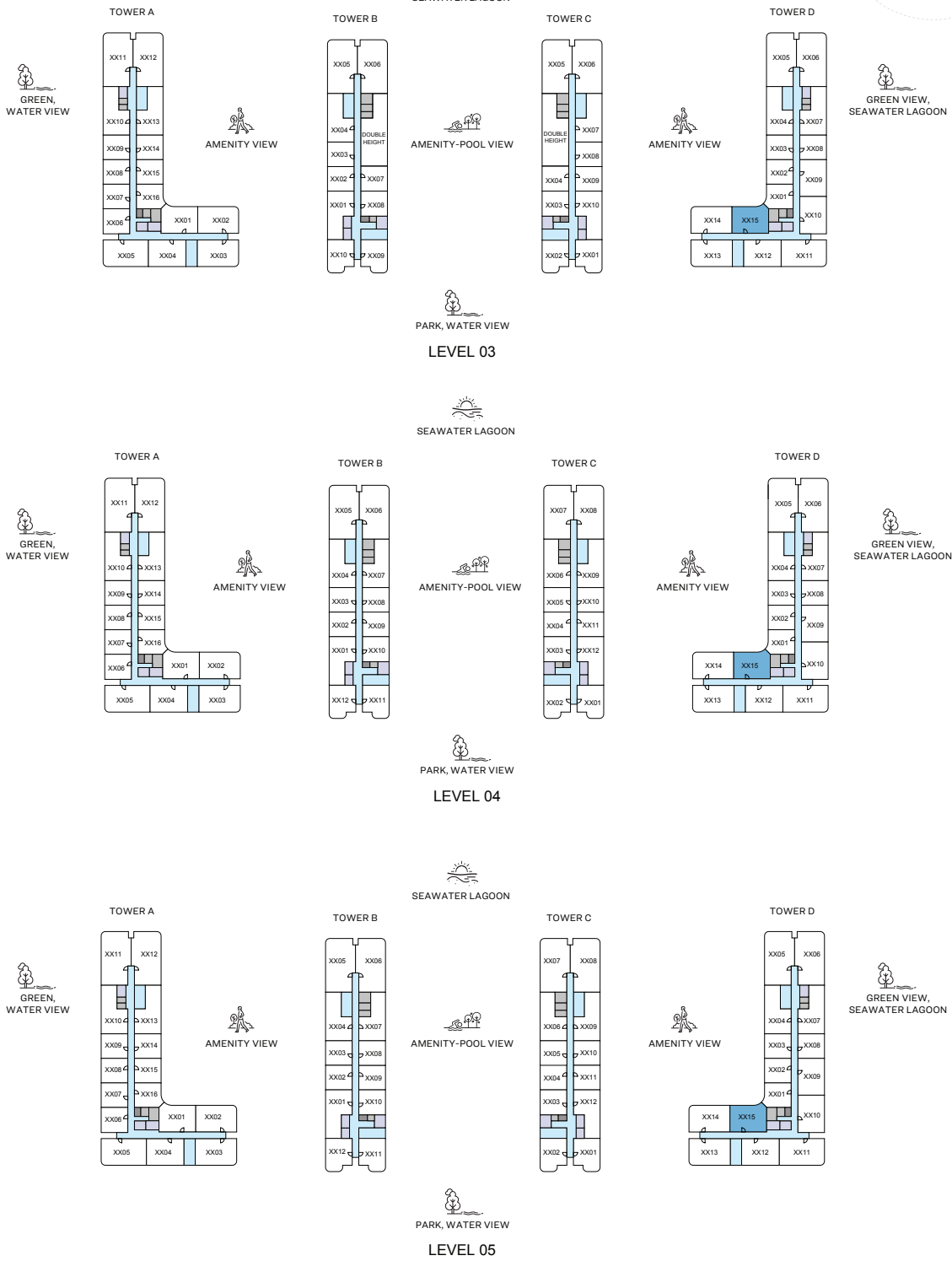
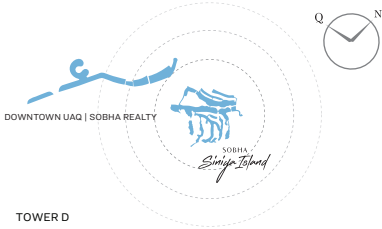
List of unit numbers with this unit plan:

VIEWS

Green View, Seawater Lagoon  
D-209, D-310, D-410, D-510, D-610, D-710, D-810, D-908

Park, Water View  
D-211, D-312, D-412, D-512, D-612, D-712, D-812, D-910





# 2

BEDROOM  
APARTMENT

## TYPE B

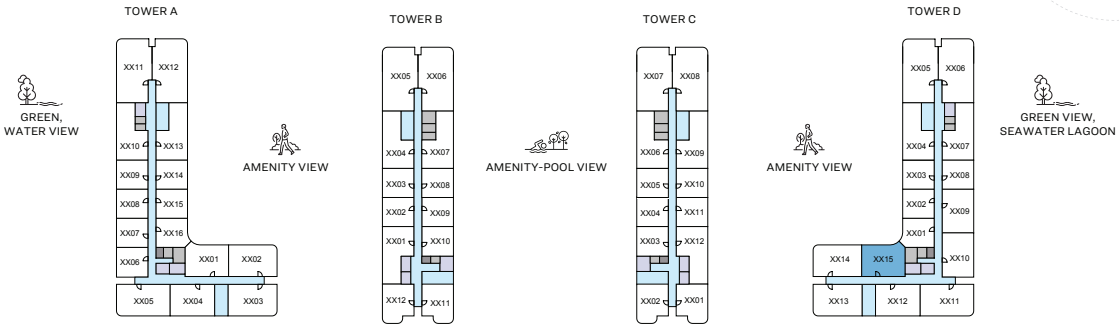
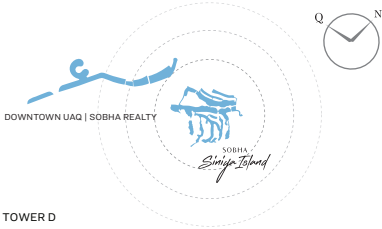
(with balcony)

**TOTAL SALEABLE AREA**  
SUITE = 729.47 SQ.FT.  
BALCONY = 55.43 SQ.FT.  
TOTAL = 784.90 SQ.FT.

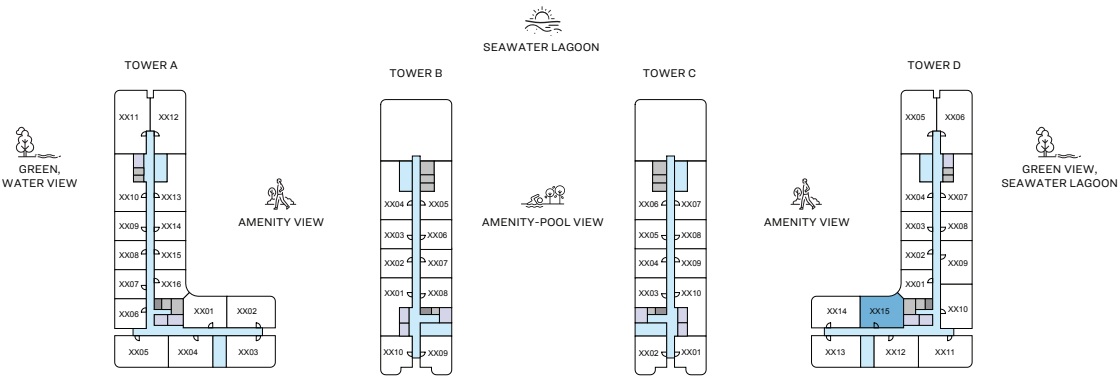
List of unit numbers with this unit plan:

### VIEWS

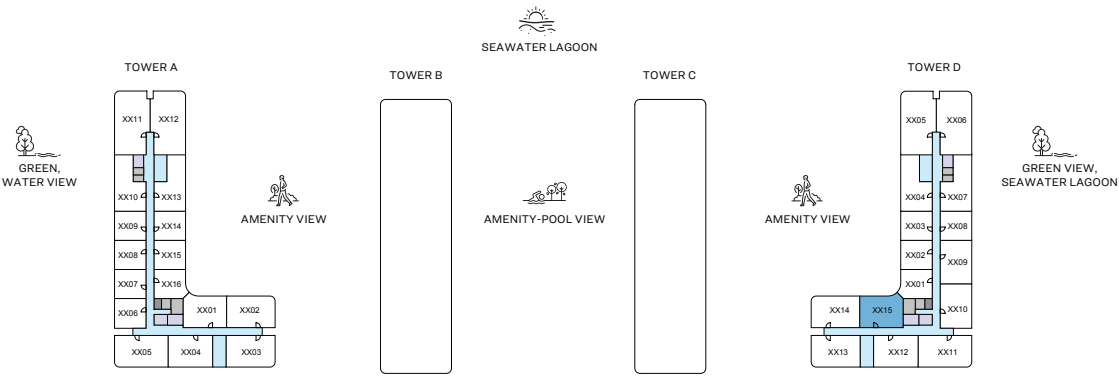
Amenity, Seawater Lagoon  
D-315, D-415, D-515, D-615, D-715, D-815, D-913



LEVEL 06



LEVEL 07



LEVEL 08

2  
BEDROOM  
APARTMENT

## TYPE B

(with balcony)

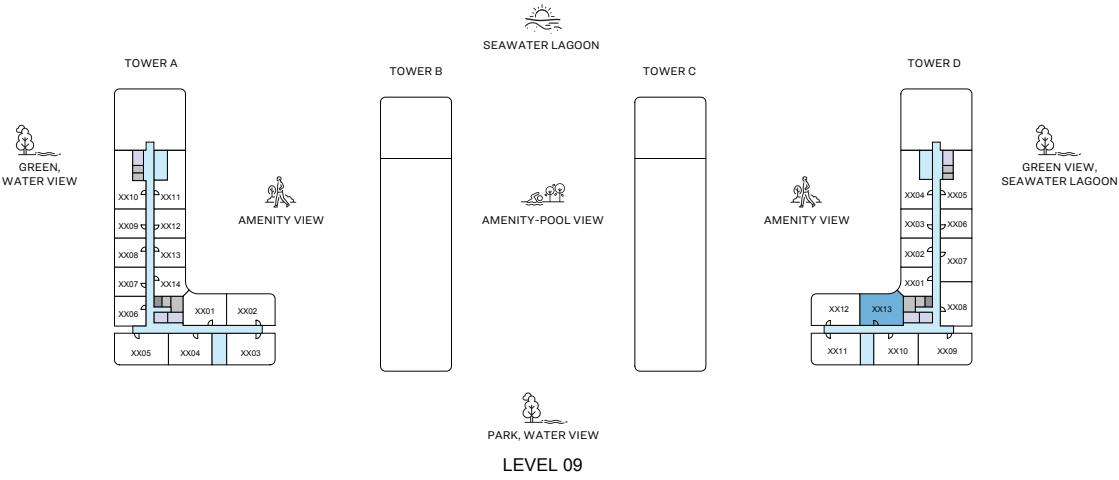
TOTAL SALEABLE AREA  
SUITE = 729.47 SQ.FT.  
BALCONY = 55.43 SQ.FT.  
TOTAL = 784.90 SQ.FT.

List of unit numbers with this unit plan:

### VIEWS

Amenity, Seawater Lagoon  
D-315, D-415, D-515, D-615, D-715, D-815, D-913





2  
BEDROOM  
APARTMENT

## TYPE B

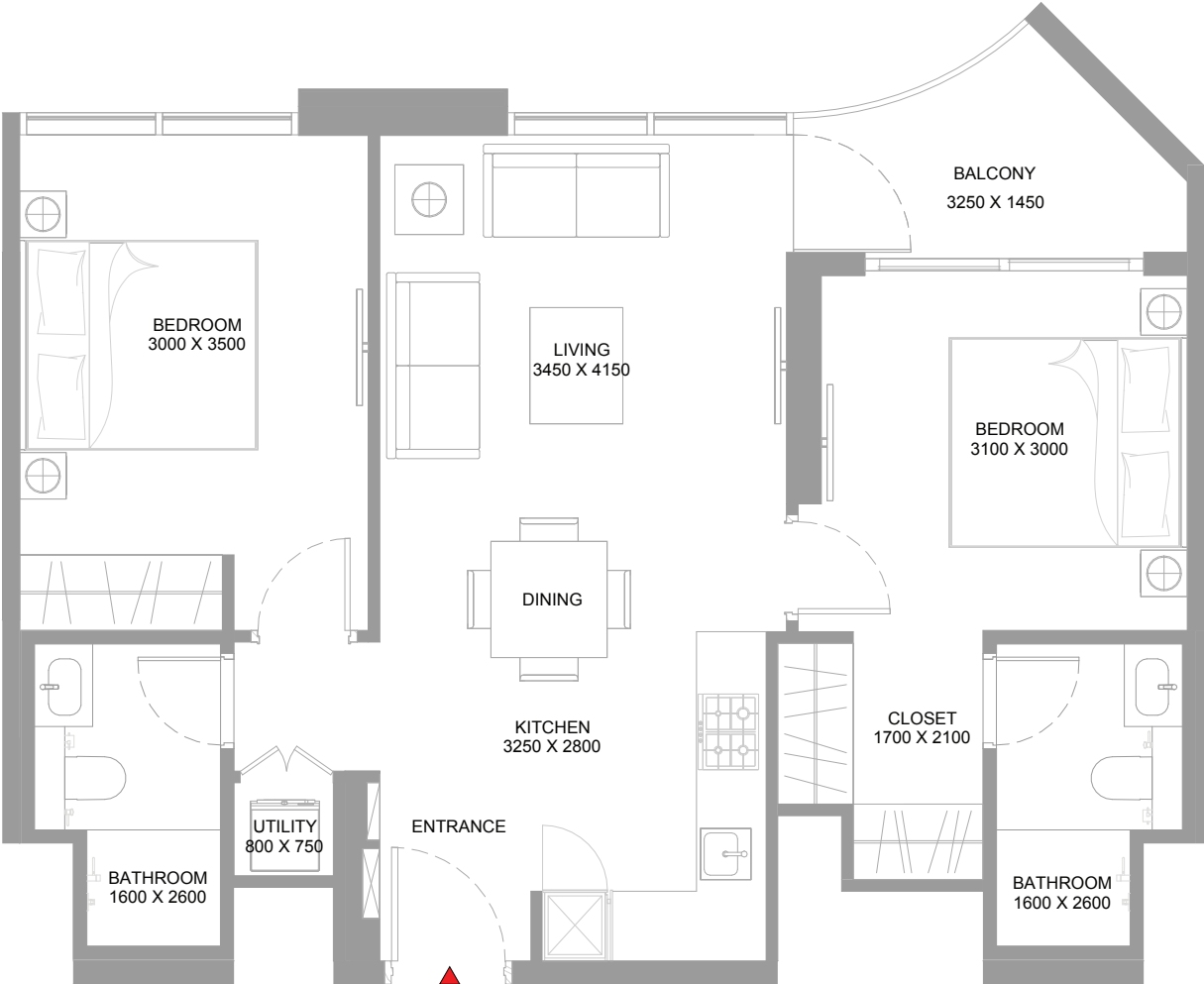
(with balcony)

**TOTAL SALEABLE AREA**  
SUITE = 729.47 SQ.FT.  
BALCONY = 55.43 SQ.FT.  
TOTAL = 784.90 SQ.FT.

List of unit numbers with this unit plan:

### VIEWS

Amenity, Seawater Lagoon  
D-315, D-415, D-515, D-615, D-715, D-815, D-913



2  
BEDROOM  
APARTMENT

TYPE B  
(with balcony)

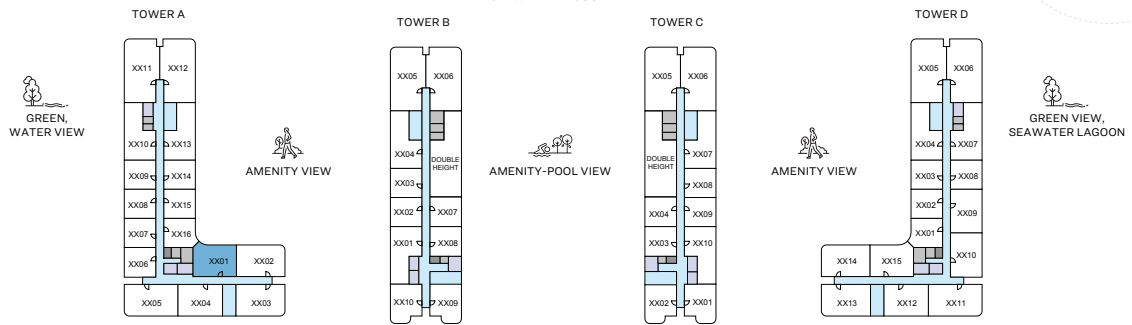
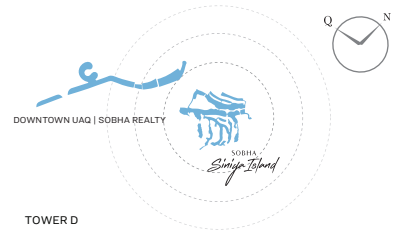
TOTAL SALEABLE AREA  
SUITE = 729.47 SQ.FT.  
BALCONY = 55.43 SQ.FT.  
TOTAL = 784.90 SQ.FT.

List of unit numbers with this unit plan:

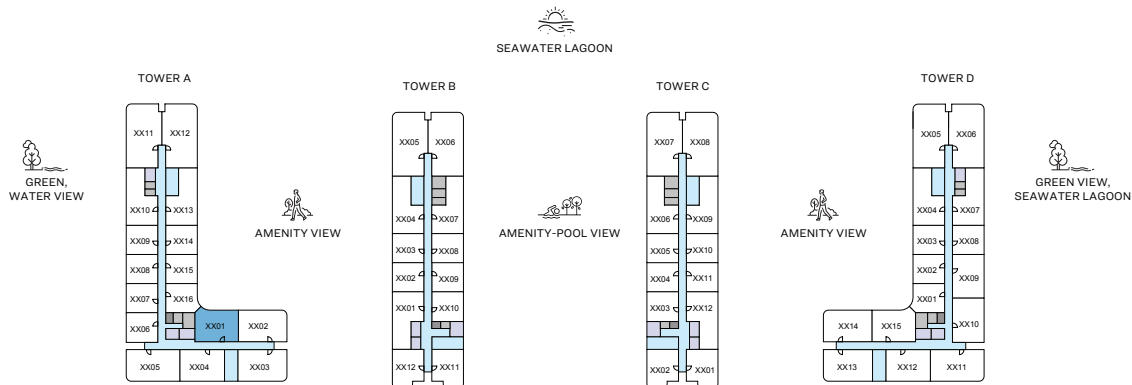
VIEWS

Amenity, Seawater Lagoon  
D-315, D-415, D-515, D-615, D-715, D-815, D-913

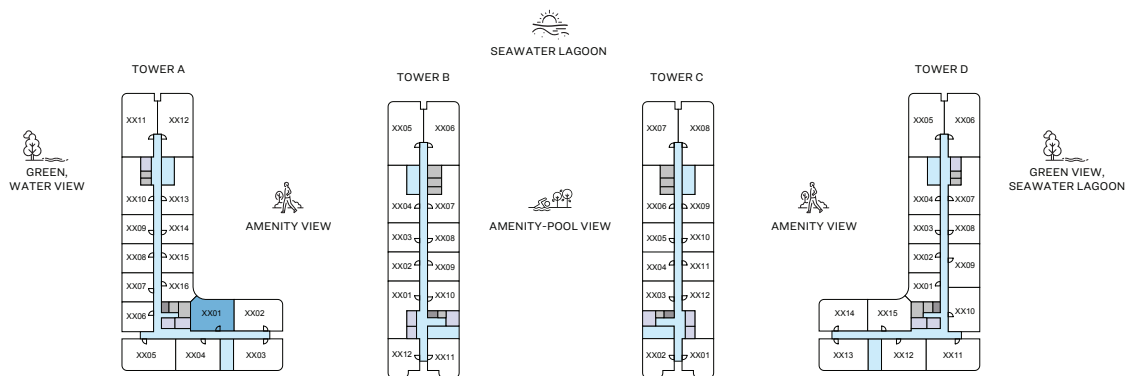




PARK, WATER VIEW  
LEVEL 03



PARK, WATER VIEW  
LEVEL 04



PARK, WATER VIEW  
LEVEL 05

# 2

BEDROOM  
APARTMENT

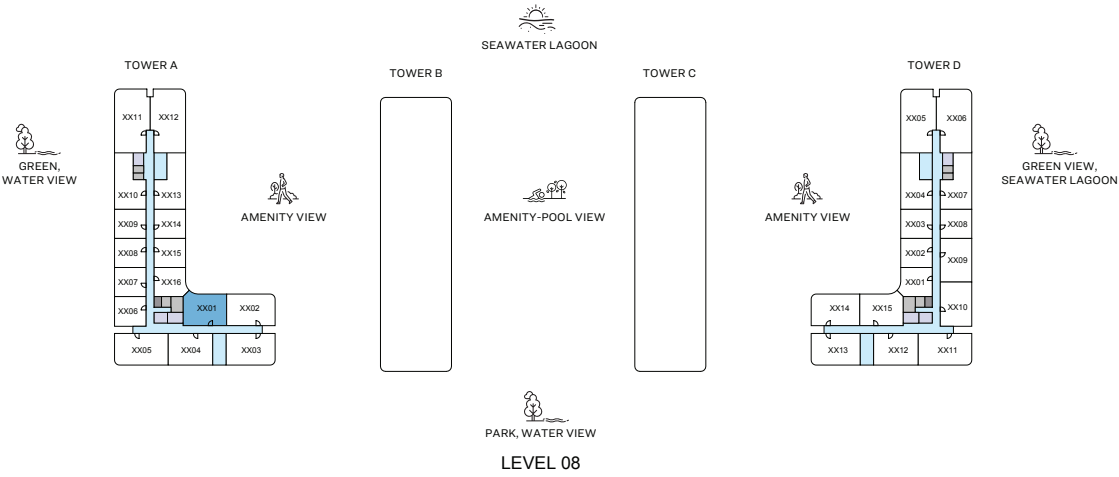
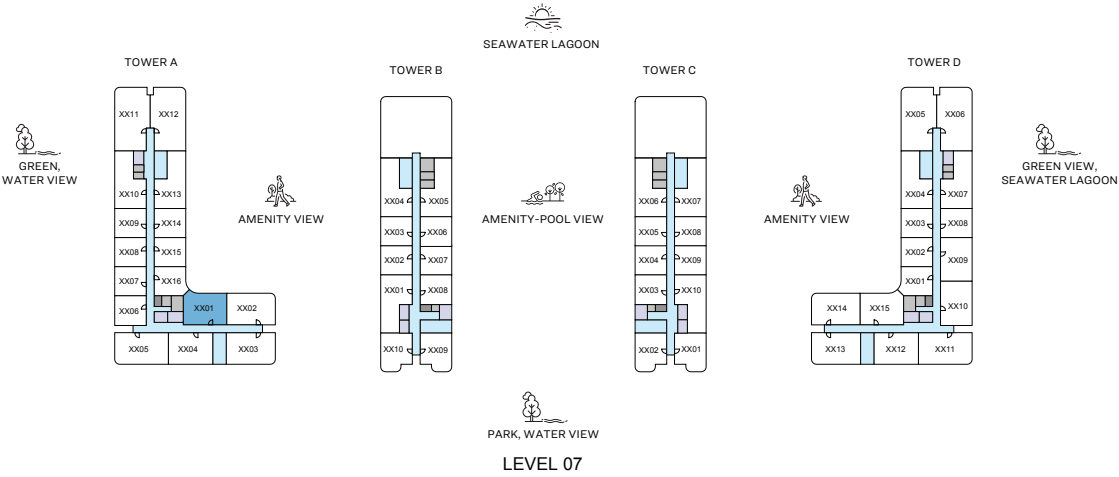
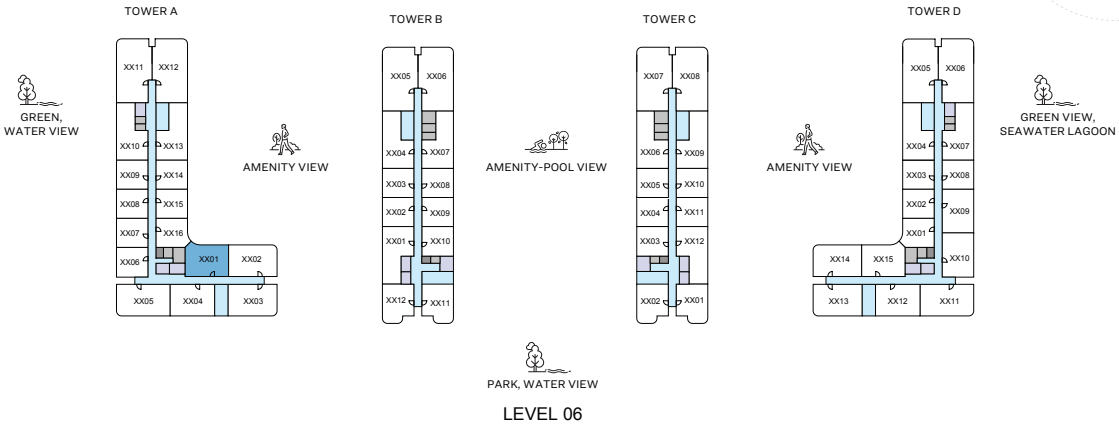
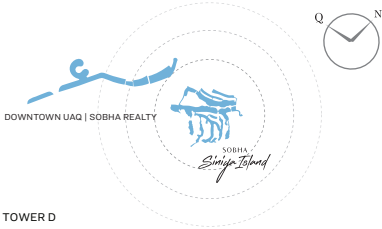
## TYPE B VARIANT 1 (with balcony)

**TOTAL SALEABLE AREA**  
SUITE RANGE = 729.36 - 729.47 SQ.FT.  
BALCONY = 55.43 SQ.FT.  
TOTAL RANGE = 784.80 - 784.90 SQ.FT.

List of unit numbers with this unit plan:

### VIEWS

Amenity, Seawater Lagoon  
A-301, A-401, A-501, A-601, A-701, A-801, A-901



2  
BEDROOM  
APARTMENT

## TYPE B VARIANT 1

(with balcony)

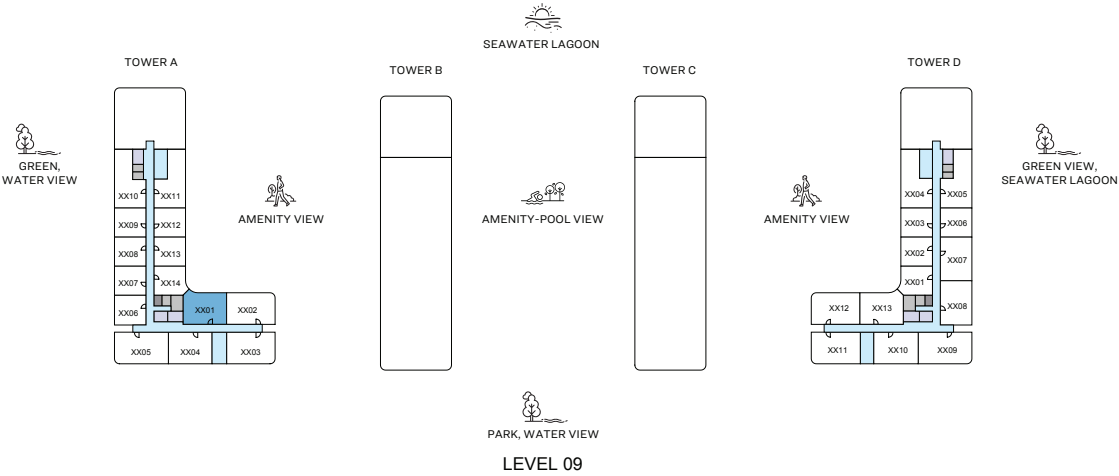
**TOTAL SALEABLE AREA**  
SUITE RANGE = 729.36 - 729.47 SQ.FT.  
BALCONY = 55.43 SQ.FT.  
TOTAL RANGE = 784.80 - 784.90 SQ.FT.

List of unit numbers with this unit plan:

### VIEWS

Amenity, Seawater Lagoon  
A-301, A-401, A-501, A-601, A-701, A-801, A-901





# 2

BEDROOM  
APARTMENT

## TYPE B VARIANT 1

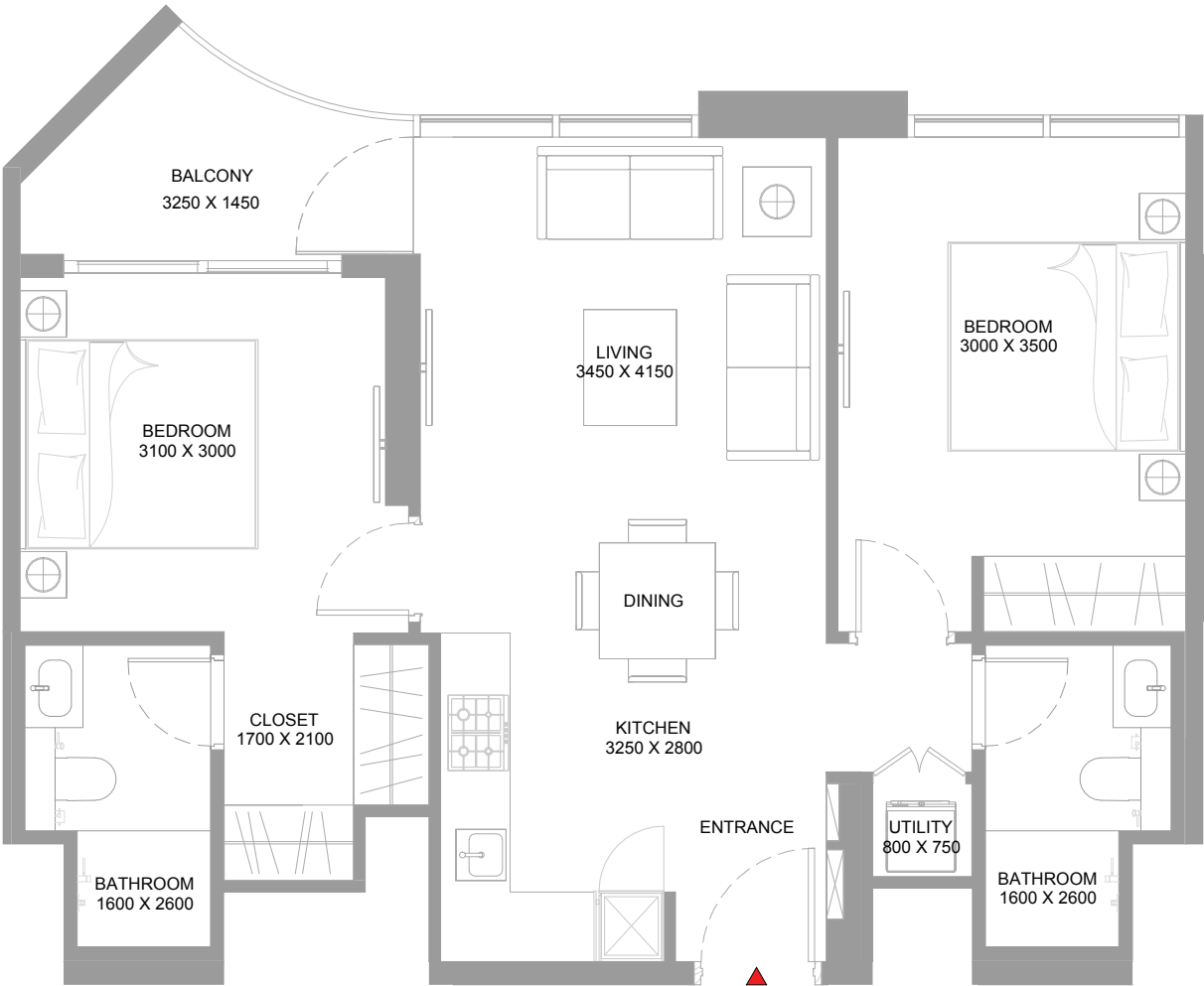
(with balcony)

**TOTAL SALEABLE AREA**  
SUITE RANGE = 729.36 - 729.47 SQ.FT.  
BALCONY = 55.43 SQ.FT.  
TOTAL RANGE = 784.80 - 784.90 SQ.FT.

List of unit numbers with this unit plan:

### VIEWS

Amenity, Seawater Lagoon  
A-301, A-401, A-501, A-601, A-701, A-801, A-901



2  
BEDROOM  
APARTMENT

TYPE B  
VARIANT 1  
(with balcony)

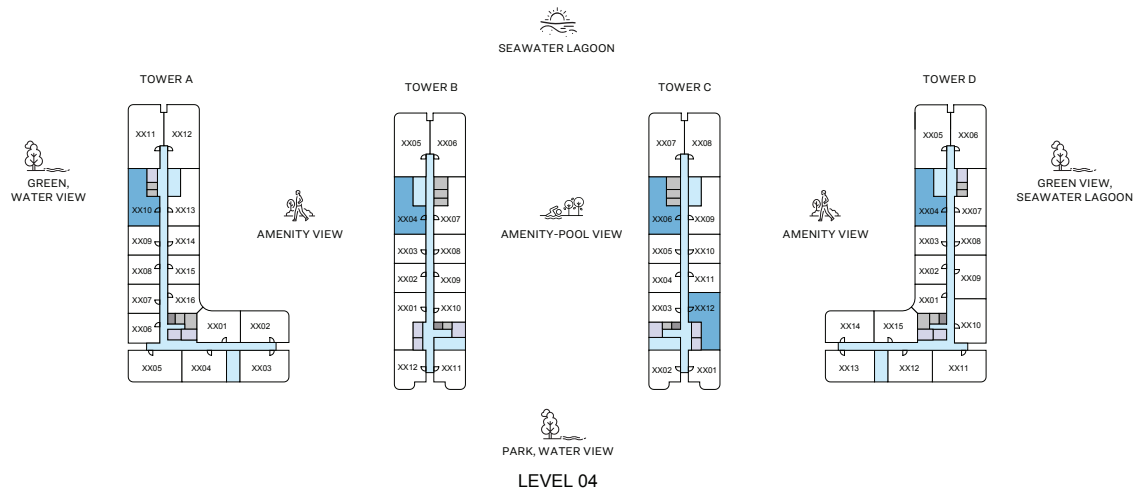
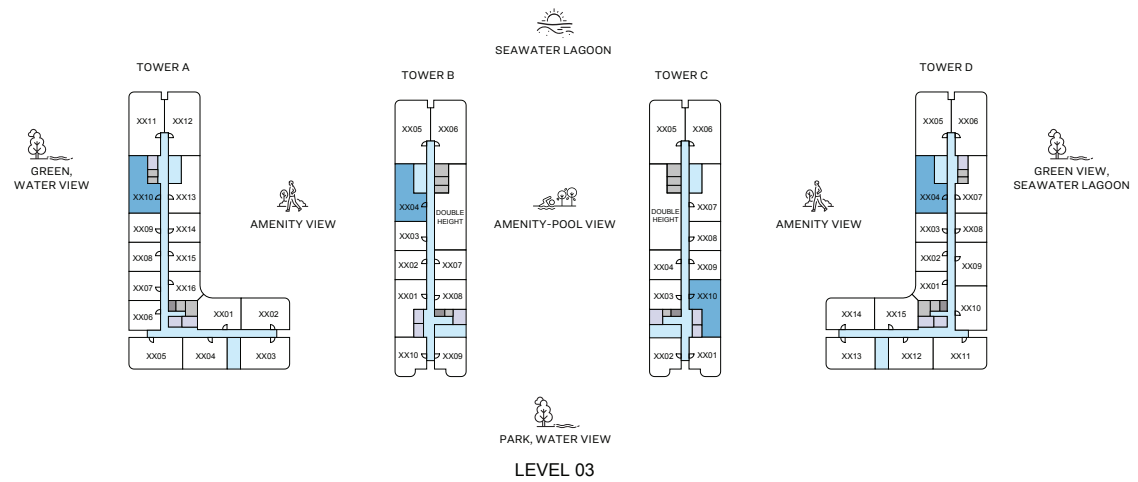
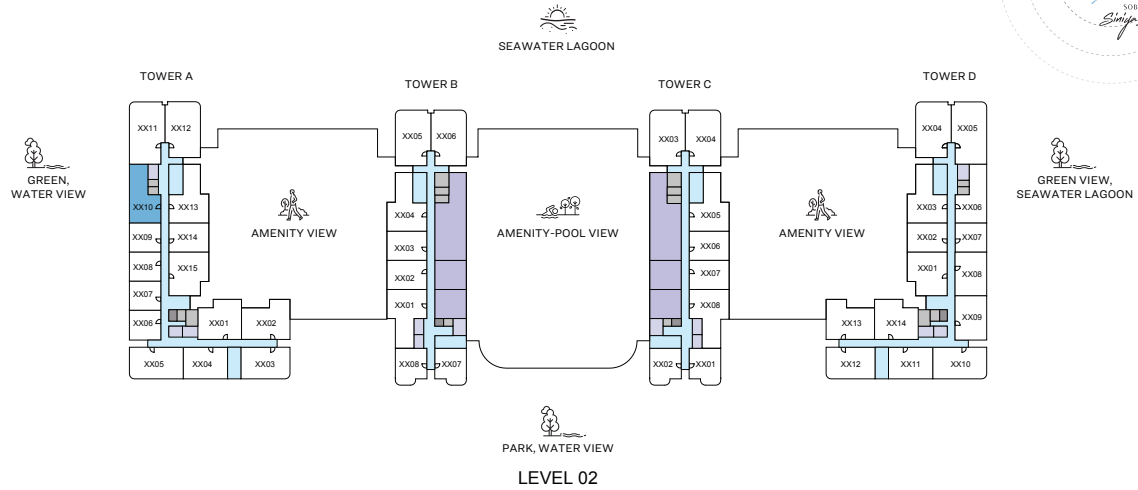
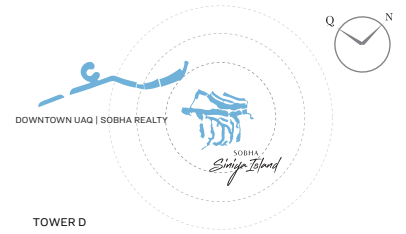
TOTAL SALEABLE AREA  
SUITE RANGE = 729.36 - 729.47 SQ.FT.  
BALCONY = 55.43 SQ.FT.  
TOTAL RANGE = 784.80 - 784.90 SQ.FT.

List of unit numbers with this unit plan:

VIEWS

Amenity, Seawater Lagoon  
A-301, A-401, A-501, A-601, A-701, A-801, A-901





# 2

BEDROOM  
APARTMENT

## TYPE C

(with balcony)

### TOTAL SALEABLE AREA

SUITE RANGE = 796.21 - 798.25 SQ.FT.

BALCONY RANGE = 43.06 - 43.49 SQ.FT.

TOTAL RANGE = 839.26 - 841.74 SQ.FT.

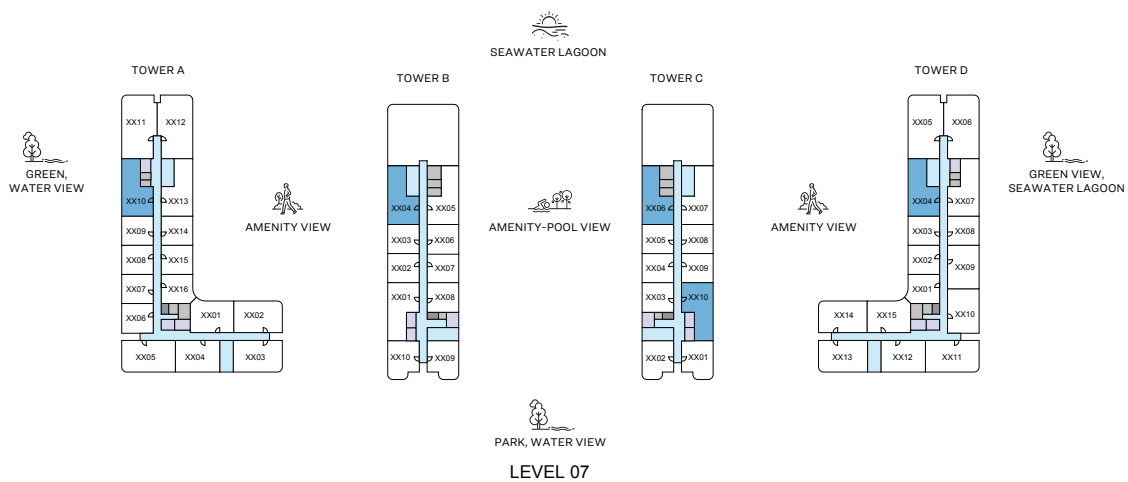
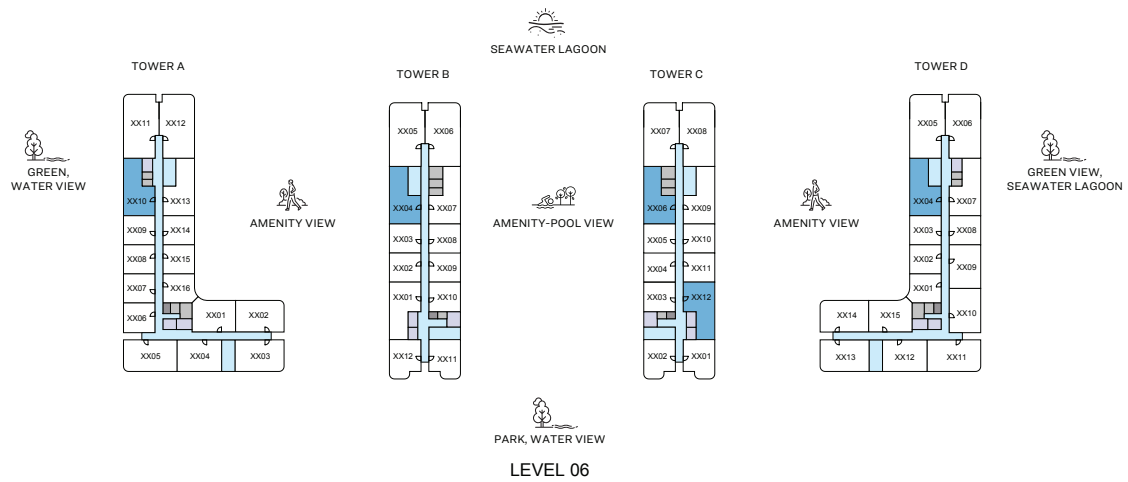
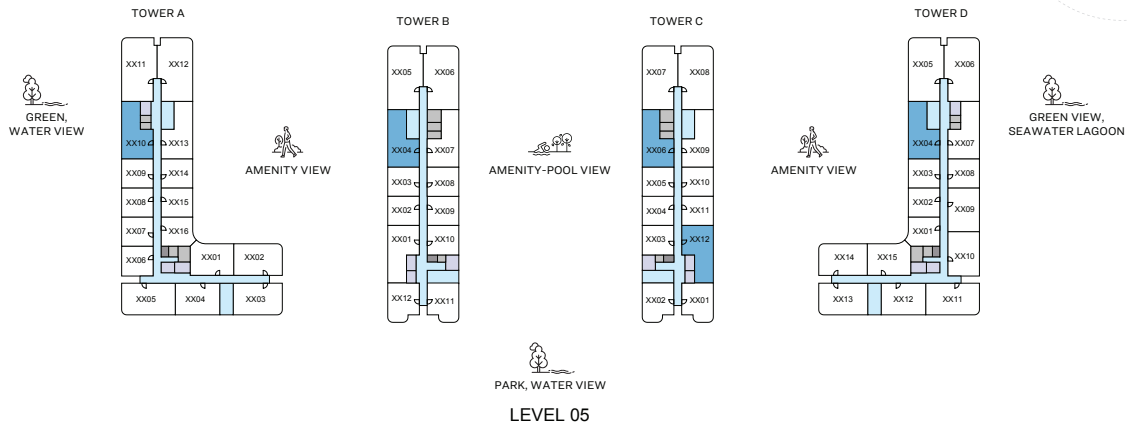
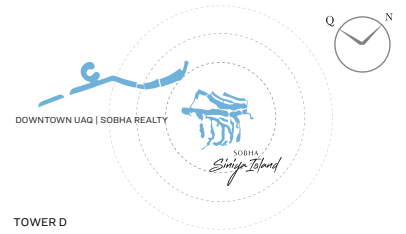
List of unit numbers with this unit plan:

### VIEWS

Amenity, Pool, Seawater Lagoon  
C-406, C-506, C-606, C-706

Amenity, Seawater Lagoon  
B-304, C-310, D-304, B-404, C-412, D-404, B-504,  
C-512, D-504, B-604, C-612, D-604, B-704, C-710,  
D-704, D-804, D-904

Green, Water View  
A-210, A-310, A-410, A-510, A-610, A-710, A-810, A-910



# 2

**BEDROOM  
APARTMENT**

## TYPE C

(with balcony)

**TOTAL SALEABLE AREA**  
SUITE RANGE = 796.21 - 798.25 SQ.FT.  
BALCONY RANGE = 43.06 - 43.49 SQ.FT.  
TOTAL RANGE = 839.26 - 841.74 SQ.FT.

List of unit numbers with this unit plan:

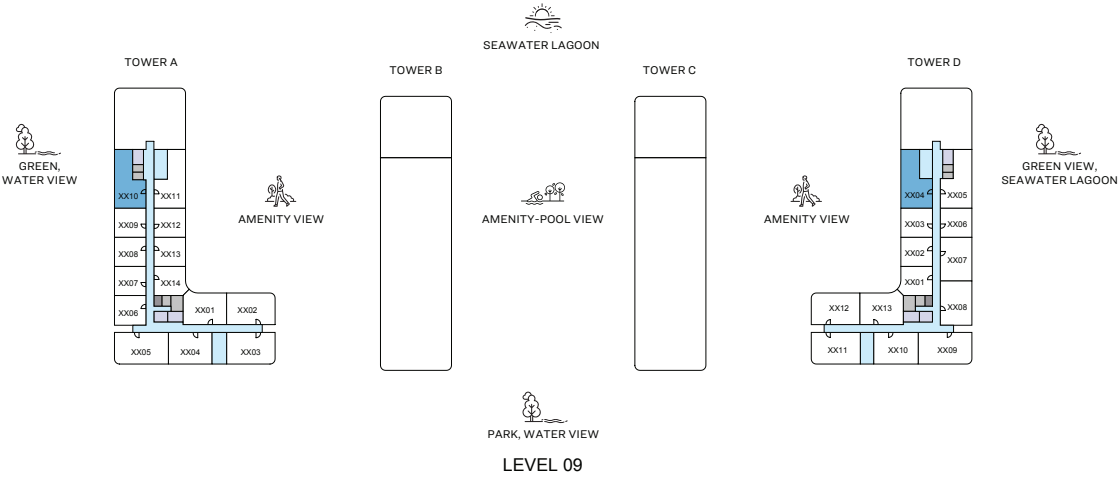
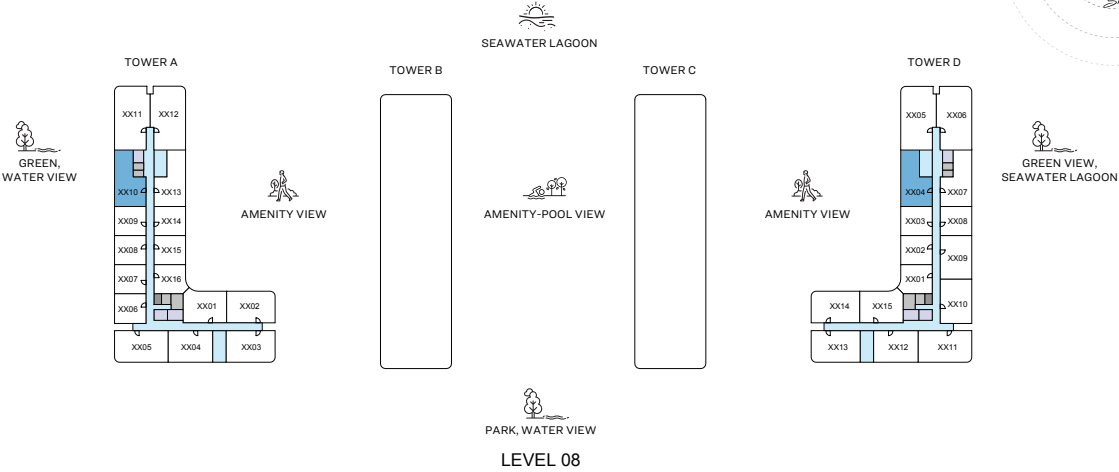
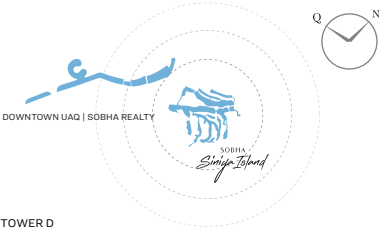
### VIEWS

Amenity, Pool, Seawater Lagoon  
C-406, C-506, C-606, C-706

Amenity, Seawater Lagoon  
B-304, C-310, D-304, B-404, C-412, D-404, B-504,  
C-512, D-504, B-604, C-612, D-604, B-704, C-710,  
D-704, D-804, D-904

Green, Water View  
A-210, A-310, A-410, A-510, A-610, A-710, A-810, A-910





# 2

BEDROOM  
APARTMENT

## TYPE C

(with balcony)

**TOTAL SALEABLE AREA**  
SUITE RANGE = 796.21 - 798.25 SQ.FT.  
BALCONY RANGE = 43.06 - 43.49 SQ.FT.  
TOTAL RANGE = 839.26 - 841.74 SQ.FT.

List of unit numbers with this unit plan:

### VIEWS

Amenity, Pool, Seawater Lagoon  
C-406, C-506, C-606, C-706

Amenity, Seawater Lagoon  
B-304, C-310, D-304, B-404, C-412, D-404, B-504,  
C-512, D-504, B-604, C-612, D-604, B-704, C-710,  
D-704, D-804, D-904

Green, Water View  
A-210, A-310, A-410, A-510, A-610, A-710, A-810, A-910



2  
BEDROOM  
APARTMENT

TYPE C  
(with balcony)

TOTAL SALEABLE AREA  
SUITE RANGE = 796.21 - 798.25 SQ.FT.  
BALCONY RANGE = 43.06 - 43.49 SQ.FT.  
TOTAL RANGE = 839.26 - 841.74 SQ.FT.

List of unit numbers with this unit plan:

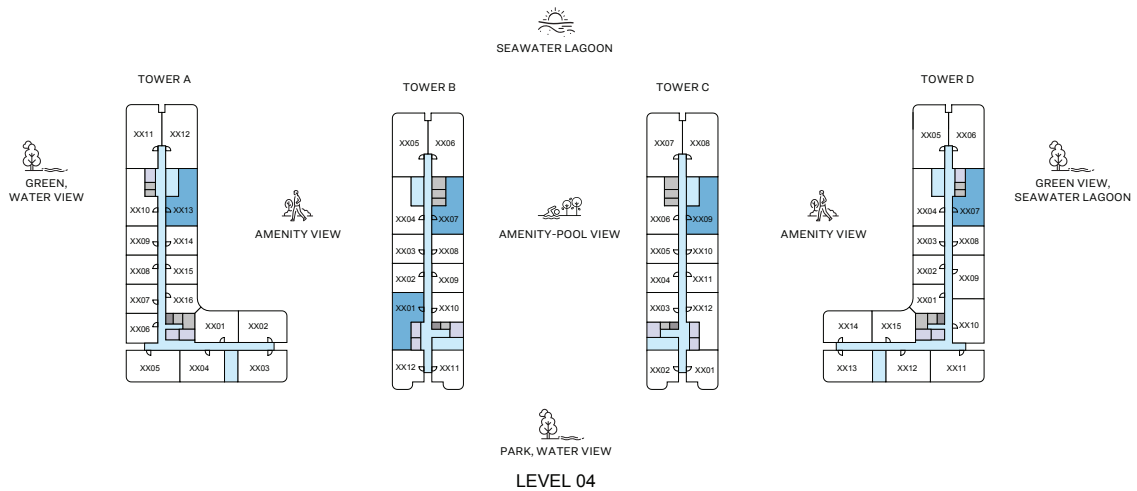
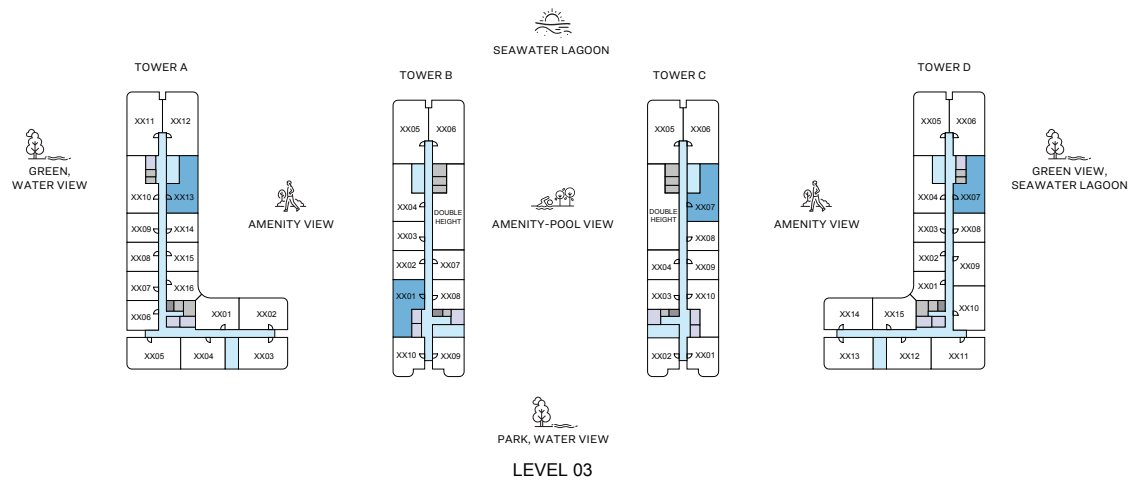
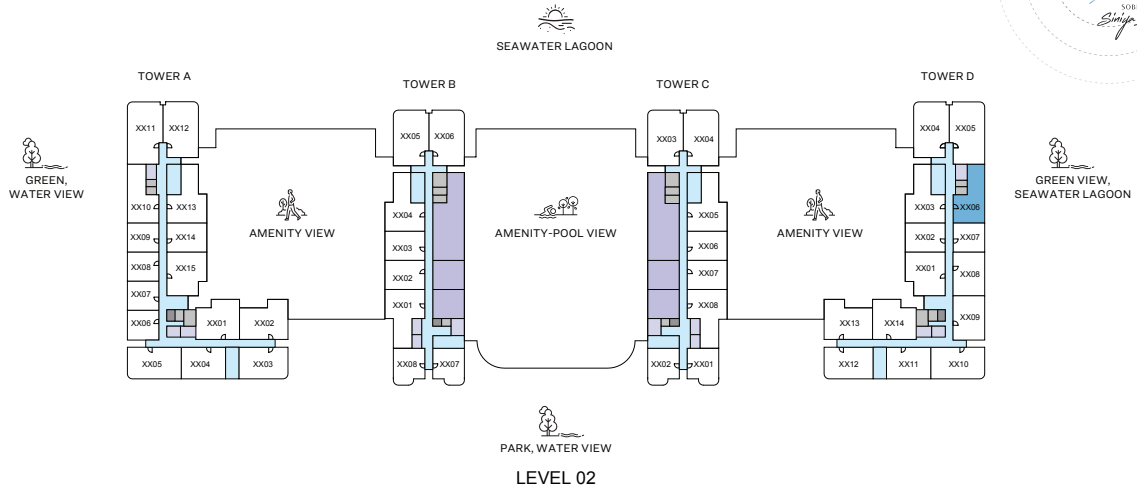
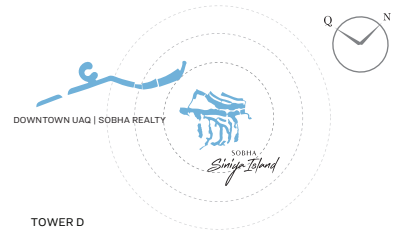
VIEWS

Amenity, Pool, Seawater Lagoon  
C-406, C-506, C-606, C-706

Amenity, Seawater Lagoon  
B-304, C-310, D-304, B-404, C-412, D-404, B-504,  
C-512, D-504, B-604, C-612, D-604, B-704, C-710,  
D-704, D-804, D-904

Green, Water View  
A-210, A-310, A-410, A-510, A-610, A-710, A-810, A-910





# 2

BEDROOM  
APARTMENT

## TYPE C VARIANT 1

(with balcony)

**TOTAL SALEABLE AREA**  
SUITE RANGE = 796.21 - 798.14 SQ.FT.  
BALCONY RANGE = 42.95 - 43.49 SQ.FT.  
TOTAL RANGE = 839.37 - 841.63 SQ.FT.

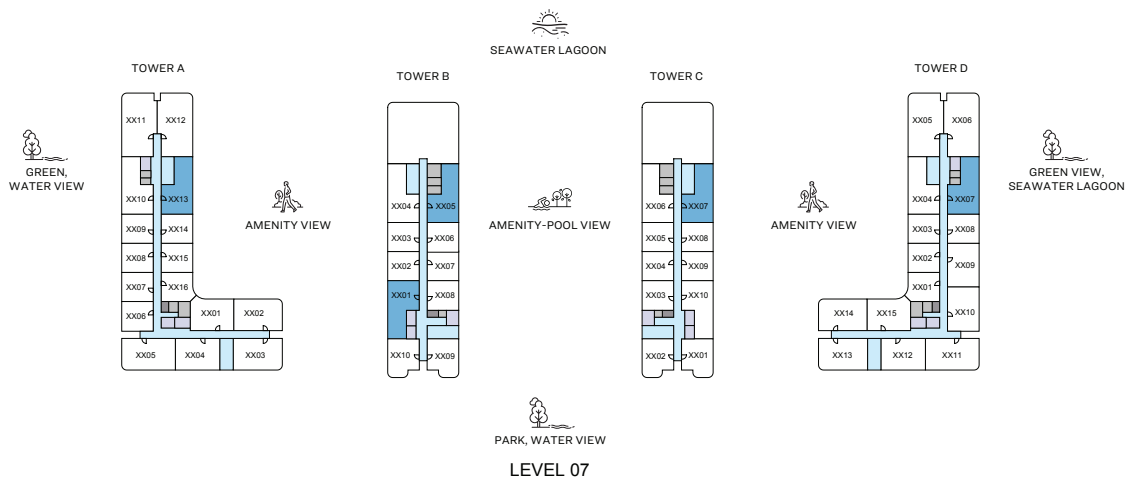
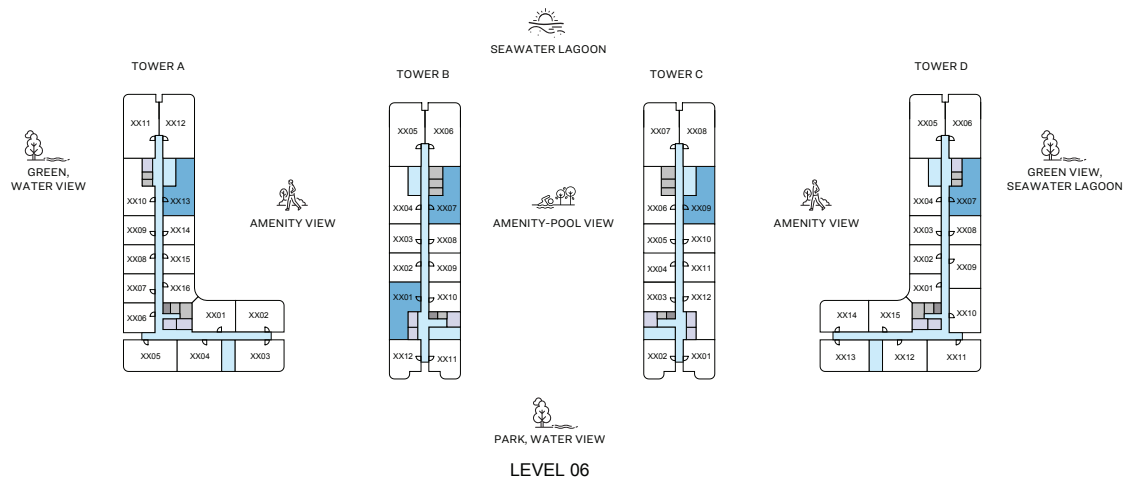
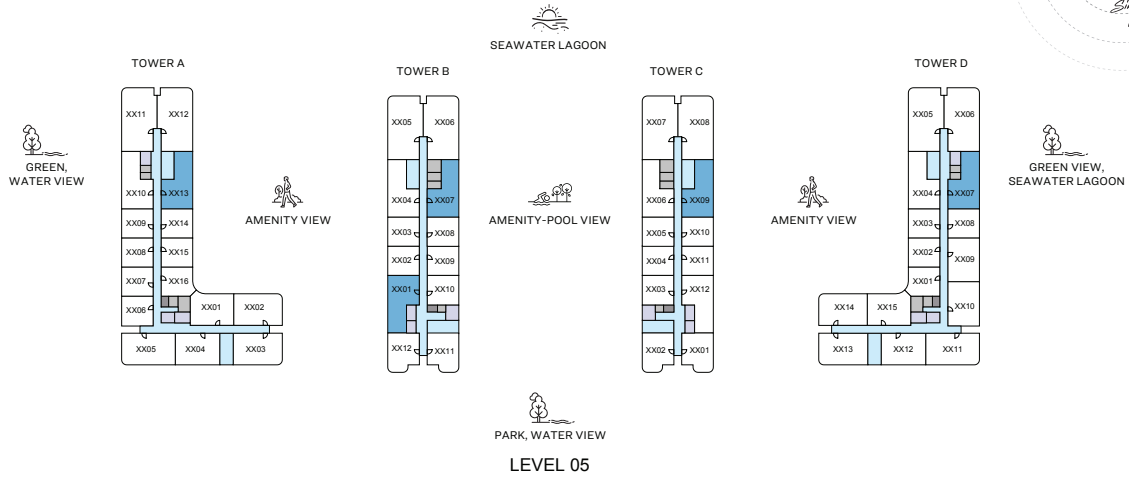
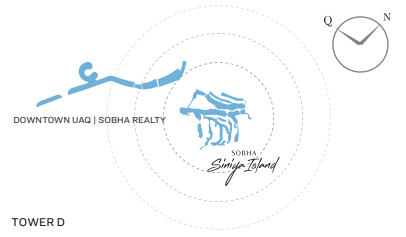
List of unit numbers with this unit plan:

### VIEWS

Amenity, Pool, Seawater Lagoon  
B-407, B-507, B-607, B-705

Amenity, Seawater Lagoon  
A-313, B-301, C-307, A-413, B-401, C-409, A-513,  
B-501, C-509, A-613, B-601, C-609, A-713, B-701,  
C-707, A-813, A-911

Green View, Seawater Lagoon  
D-206, D-307, D-407, D-507, D-607, D-707,  
D-807, D-905



# 2

BEDROOM  
APARTMENT

## TYPE C VARIANT 1 (with balcony)

**TOTAL SALEABLE AREA**  
SUITE RANGE = 796.21 - 798.14 SQ.FT.  
BALCONY RANGE = 42.95 - 43.49 SQ.FT.  
TOTAL RANGE = 839.37 - 841.63 SQ.FT.

List of unit numbers with this unit plan:

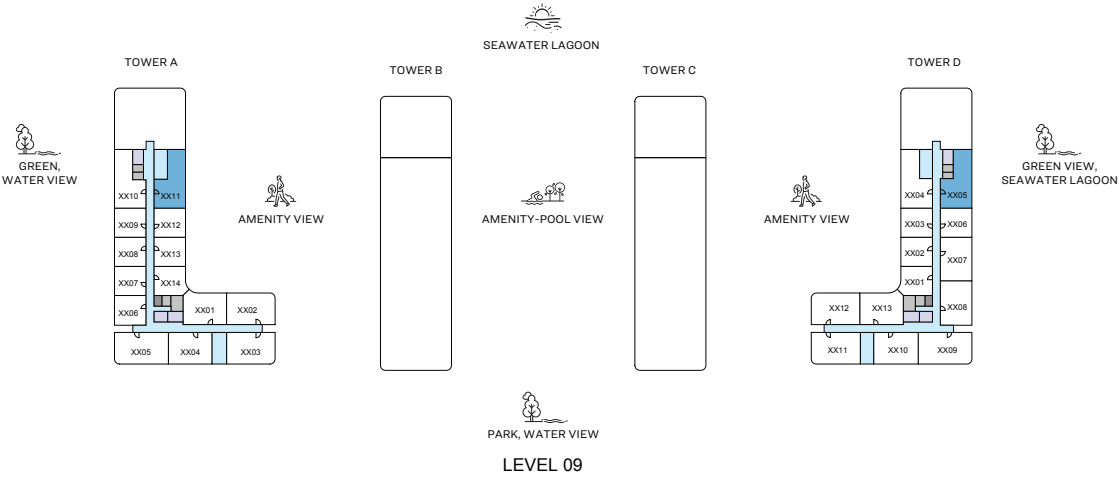
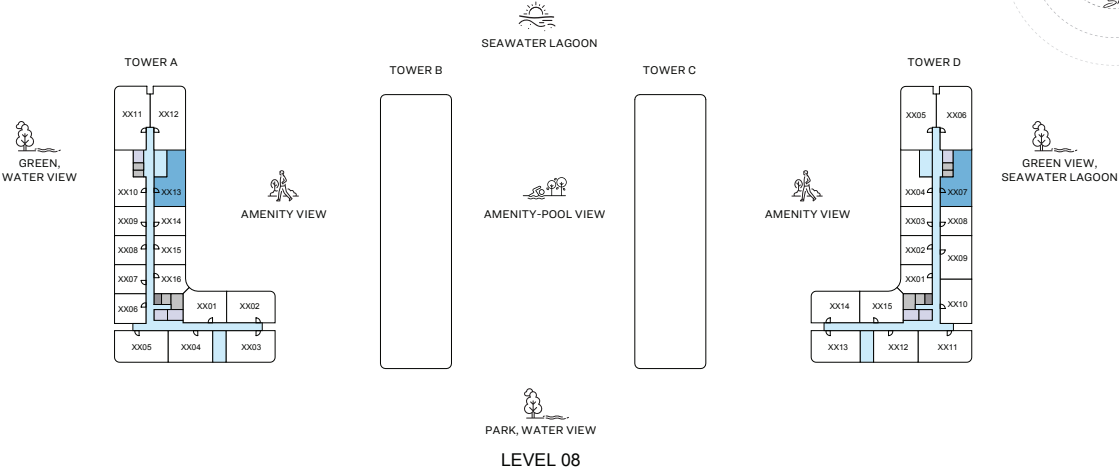
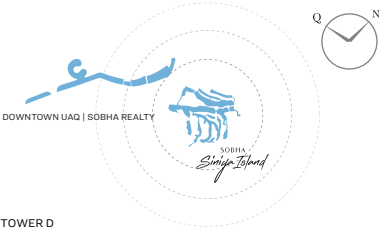
### VIEWS

Amenity, Pool, Seawater Lagoon  
B-407, B-507, B-607, B-705

Amenity, Seawater Lagoon  
A-313, B-301, C-307, A-413, B-401, C-409, A-513,  
B-501, C-509, A-613, B-601, C-609, A-713, B-701,  
C-707, A-813, A-911

Green View, Seawater Lagoon  
D-206, D-307, D-407, D-507, D-607, D-707,  
D-807, D-905





# 2

BEDROOM  
APARTMENT

## TYPE C VARIANT 1 (with balcony)

**TOTAL SALEABLE AREA**  
SUITE RANGE = 796.21 - 798.14 SQ.FT.  
BALCONY RANGE = 42.95 - 43.49 SQ.FT.  
TOTAL RANGE = 839.37 - 841.63 SQ.FT.

List of unit numbers with this unit plan:

### VIEWS

Amenity, Pool, Seawater Lagoon  
B-407, B-507, B-607, B-705

Amenity, Seawater Lagoon  
A-313, B-301, C-307, A-413, B-401, C-409, A-513,  
B-501, C-509, A-613, B-601, C-609, A-713, B-701,  
C-707, A-813, A-911

Green View, Seawater Lagoon  
D-206, D-307, D-407, D-507, D-607, D-707,  
D-807, D-905



2  
BEDROOM  
APARTMENT

TYPE C  
VARIANT 1  
(with balcony)

TOTAL SALEABLE AREA  
SUITE RANGE = 796.21 - 798.14 SQ.FT.  
BALCONY RANGE = 42.95 - 43.49 SQ.FT.  
TOTAL RANGE = 839.37 - 841.63 SQ.FT.

List of unit numbers with this unit plan:

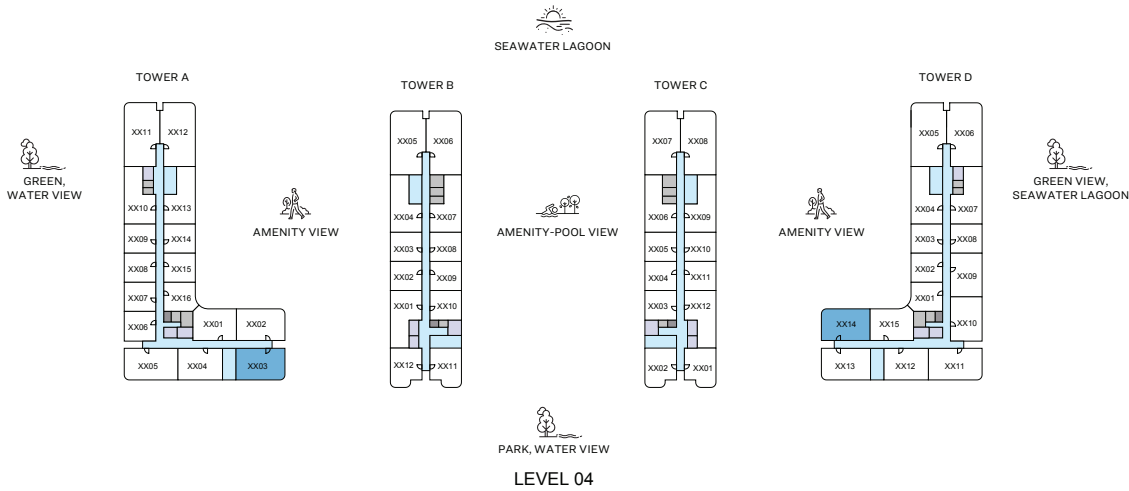
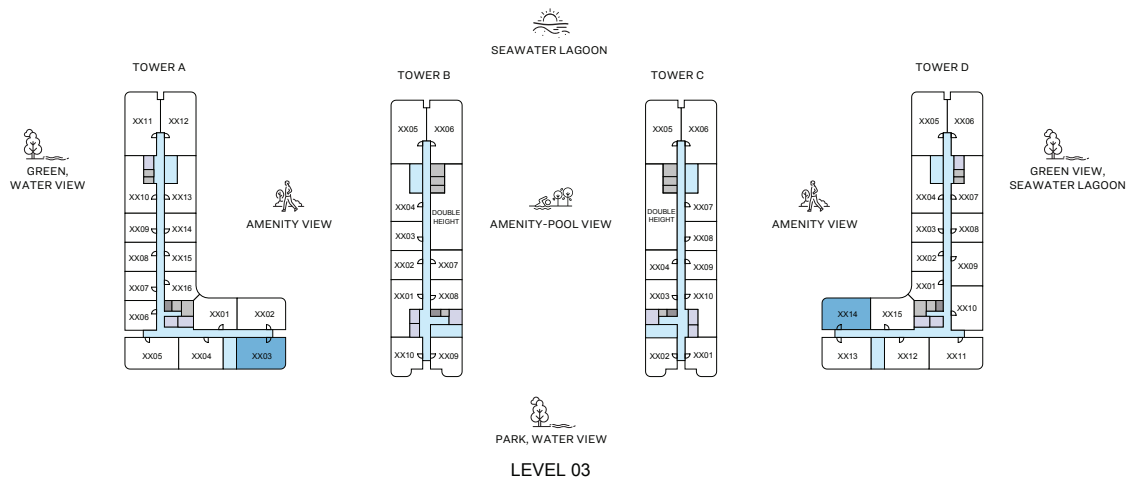
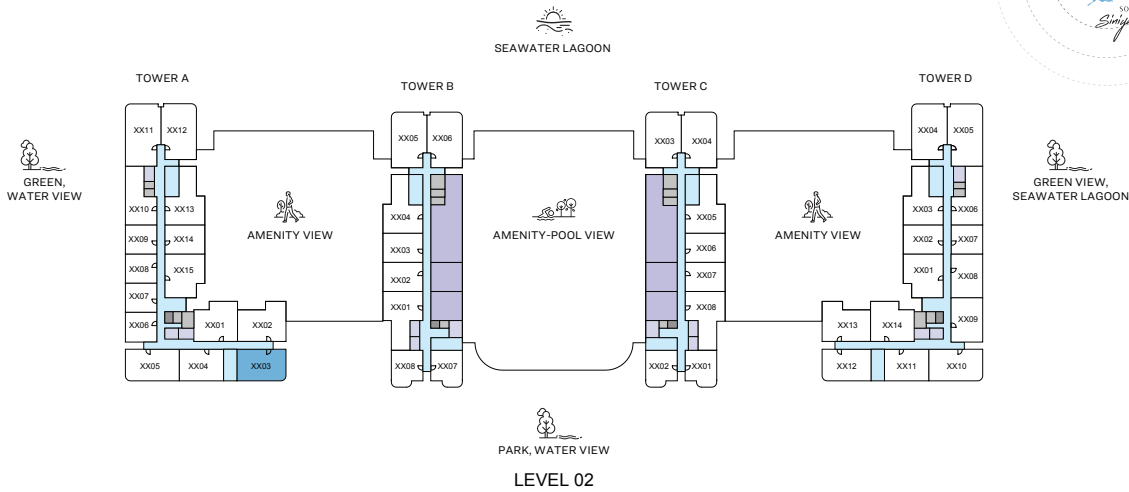
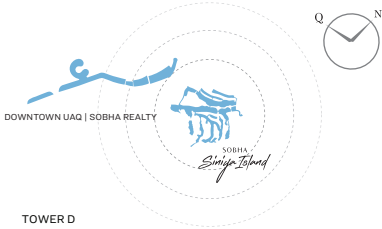
VIEWS

Amenity, Pool, Seawater Lagoon  
B-407, B-507, B-607, B-705

Amenity, Seawater Lagoon  
A-313, B-301, C-307, A-413, B-401, C-409, A-513,  
B-501, C-509, A-613, B-601, C-609, A-713, B-701,  
C-707, A-813, A-911

Green View, Seawater Lagoon  
D-206, D-307, D-407, D-507, D-607, D-707,  
D-807, D-905





# 2

BEDROOM  
APARTMENT

## TYPE D

(with balcony)

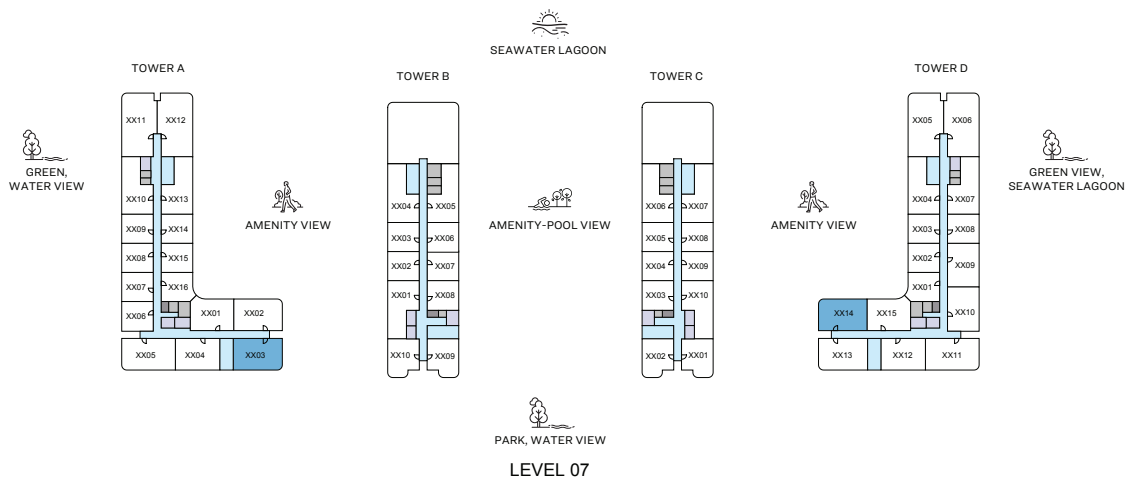
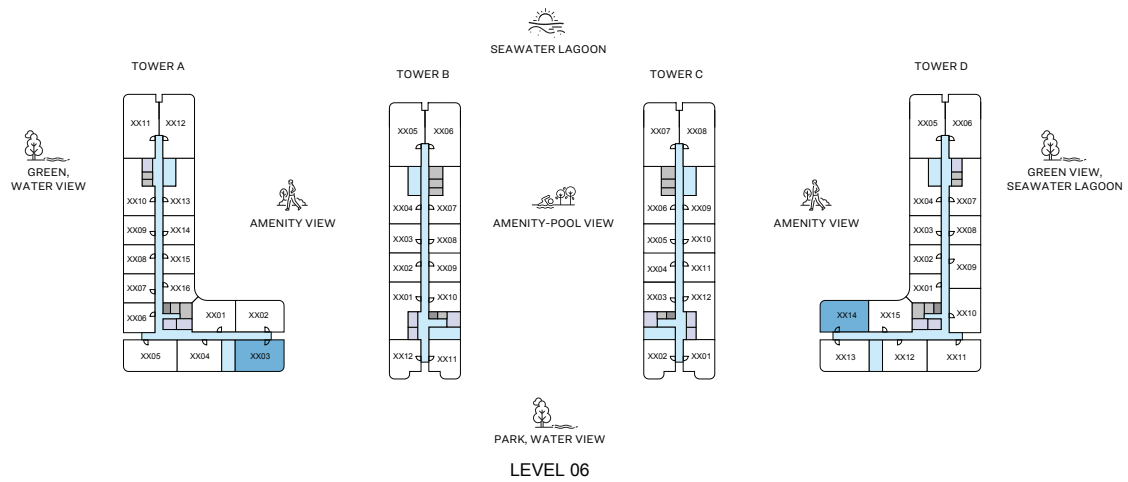
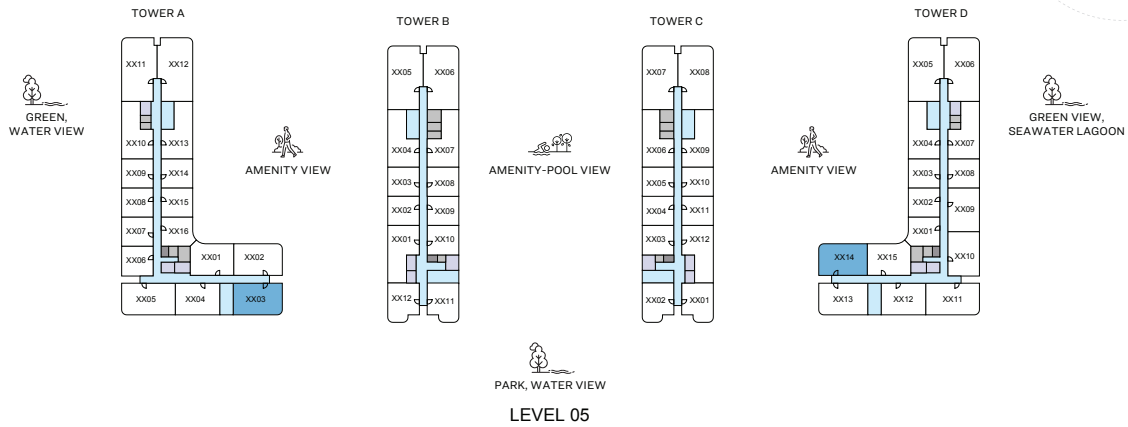
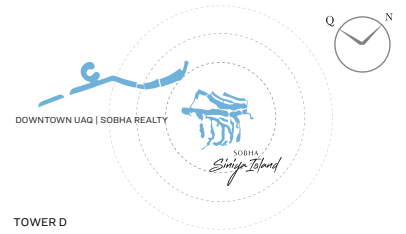
**TOTAL SALEABLE AREA**  
SUITE RANGE = 805.46 - 807.72 SQ.FT.  
BALCONY RANGE = 57.26 - 57.37 SQ.FT.  
TOTAL RANGE = 862.73 - 865.10 SQ.FT.

List of unit numbers with this unit plan:

### VIEWS

Amenity, Seawater Lagoon  
D-314, D-414, D-514, D-614, D-714, D-814, D-912

Park, Water View  
A-203, A-303, A-403, A-503, A-603, A-703, A-803, A-903



# 2

BEDROOM  
APARTMENT

## TYPE D

(with balcony)

**TOTAL SALEABLE AREA**  
 SUITE RANGE = 805.46 - 807.72 SQ.FT.  
 BALCONY RANGE = 57.26 - 57.37 SQ.FT.  
 TOTAL RANGE = 862.73 - 865.10 SQ.FT.

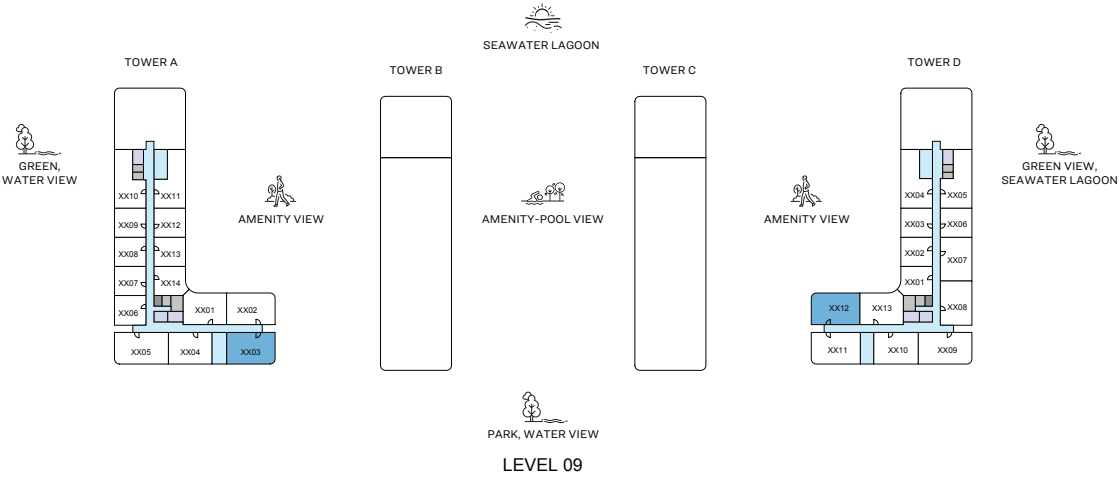
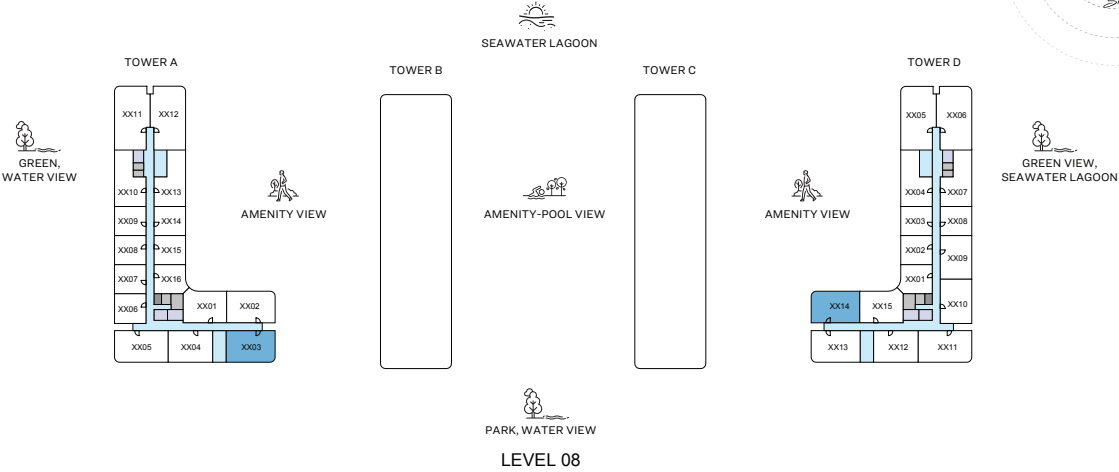
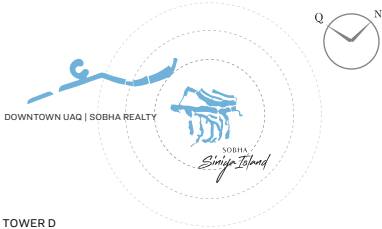
List of unit numbers with this unit plan:

### VIEWS

Amenity, Seawater Lagoon  
 D-314, D-414, D-514, D-614, D-714, D-814, D-912

Park, Water View  
 A-203, A-303, A-403, A-503, A-603, A-703, A-803, A-903





# 2

BEDROOM  
APARTMENT

## TYPE D

(with balcony)

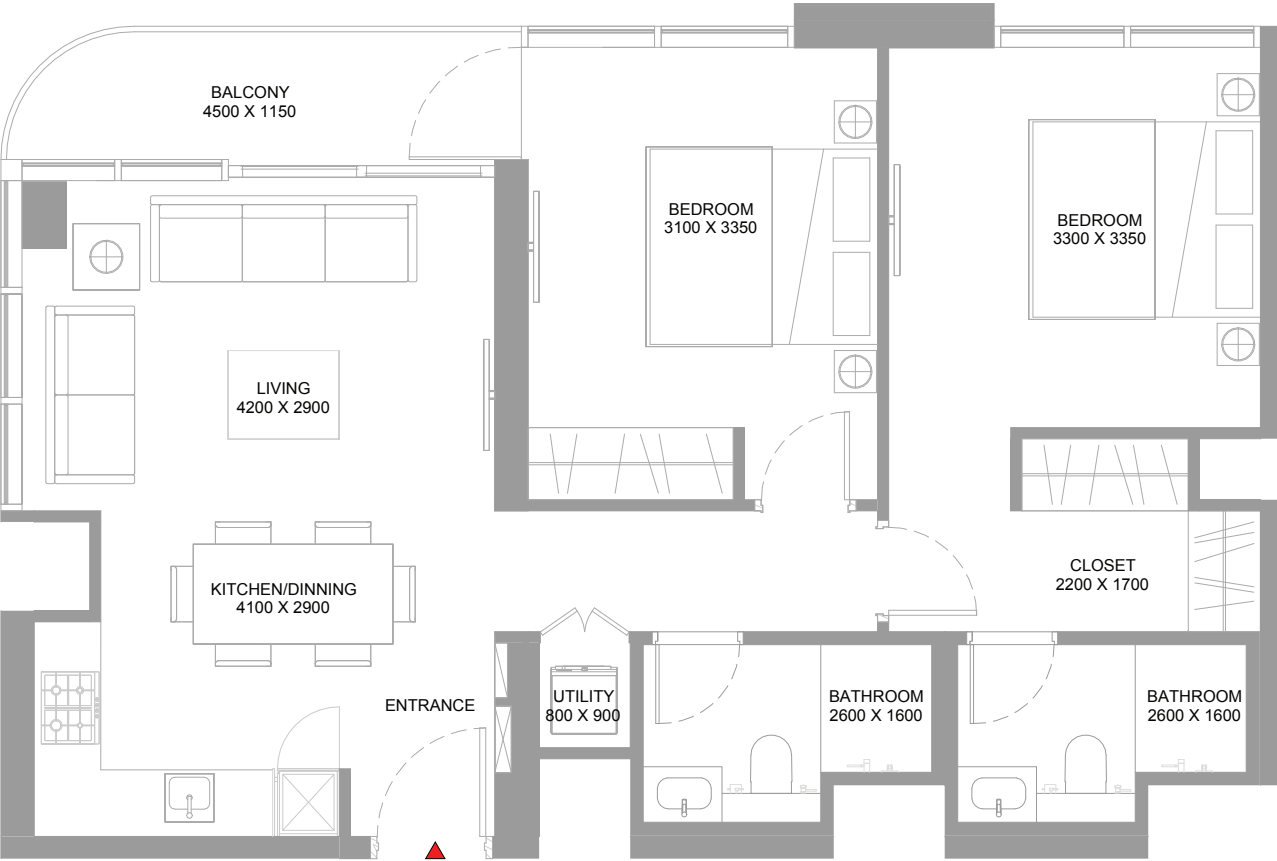
**TOTAL SALEABLE AREA**  
SUITE RANGE = 805.46 - 807.72 SQ.FT.  
BALCONY RANGE = 57.26 - 57.37 SQ.FT.  
TOTAL RANGE = 862.73 - 865.10 SQ.FT.

List of unit numbers with this unit plan:

### VIEWS

Amenity, Seawater Lagoon  
D-314, D-414, D-514, D-614, D-714, D-814, D-912

Park, Water View  
A-203, A-303, A-403, A-503, A-603, A-703, A-803, A-903



2  
BEDROOM  
APARTMENT

TYPE D  
(with balcony)

TOTAL SALEABLE AREA  
SUITE RANGE = 805.46 - 807.72 SQ.FT.  
BALCONY RANGE = 57.26 - 57.37 SQ.FT.  
TOTAL RANGE = 862.73 - 865.10 SQ.FT.

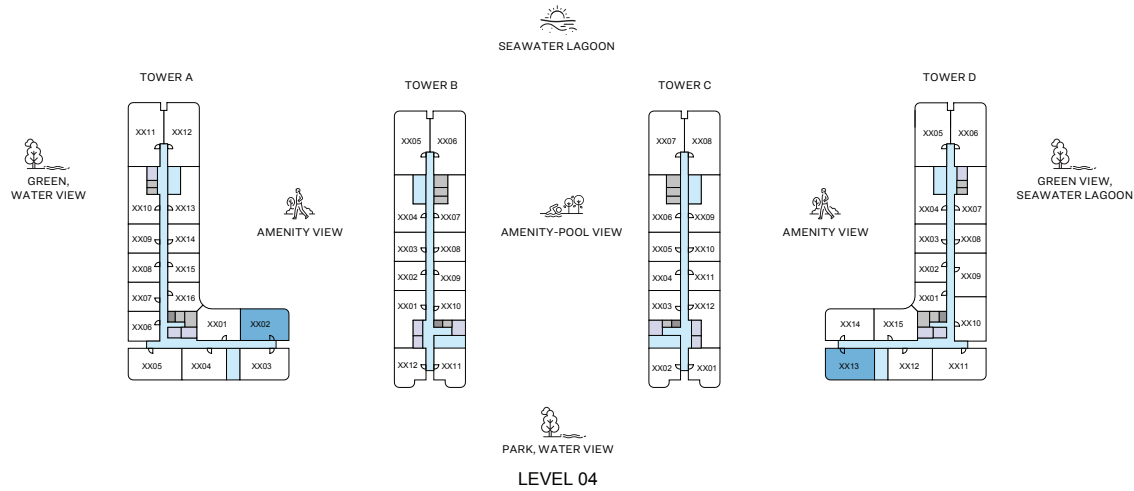
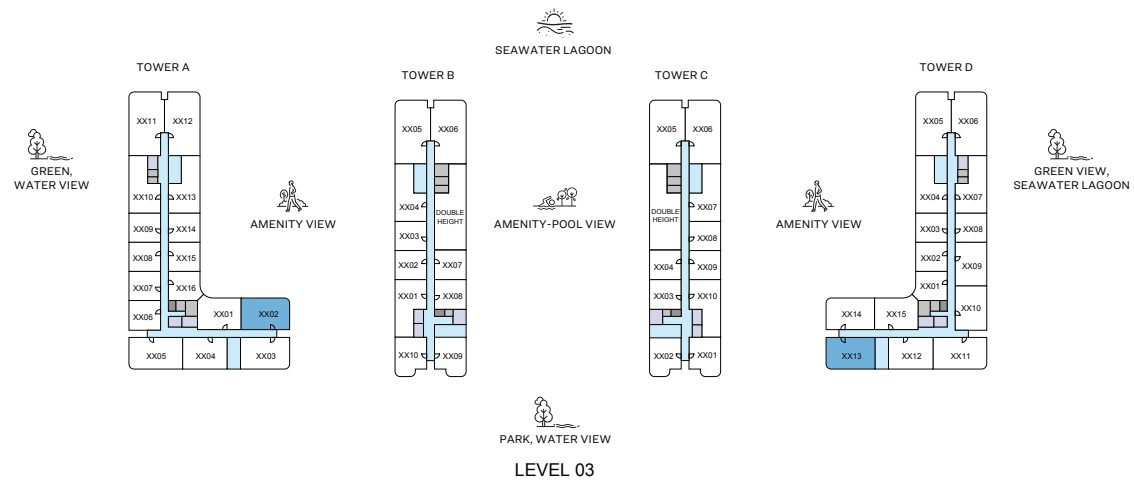
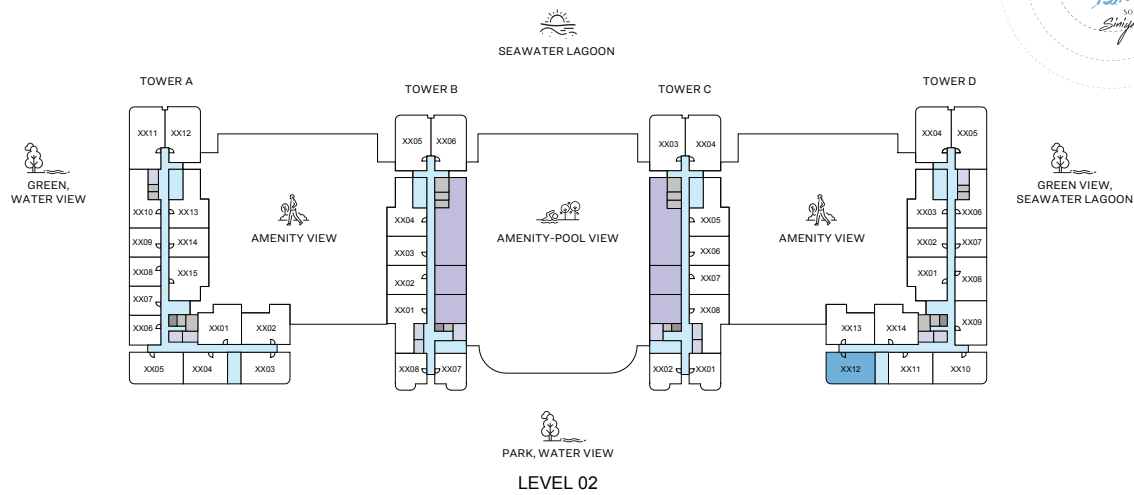
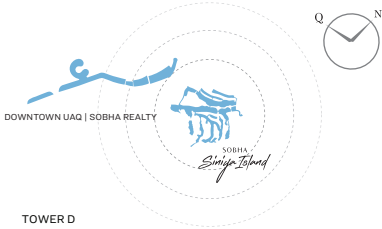
List of unit numbers with this unit plan:

VIEWS

Amenity, Seawater Lagoon  
D-314, D-414, D-514, D-614, D-714, D-814, D-912

Park, Water View  
A-203, A-303, A-403, A-503, A-603, A-703, A-803, A-903





# 2 BEDROOM APARTMENT

## TYPE D VARIANT 1 (with balcony)

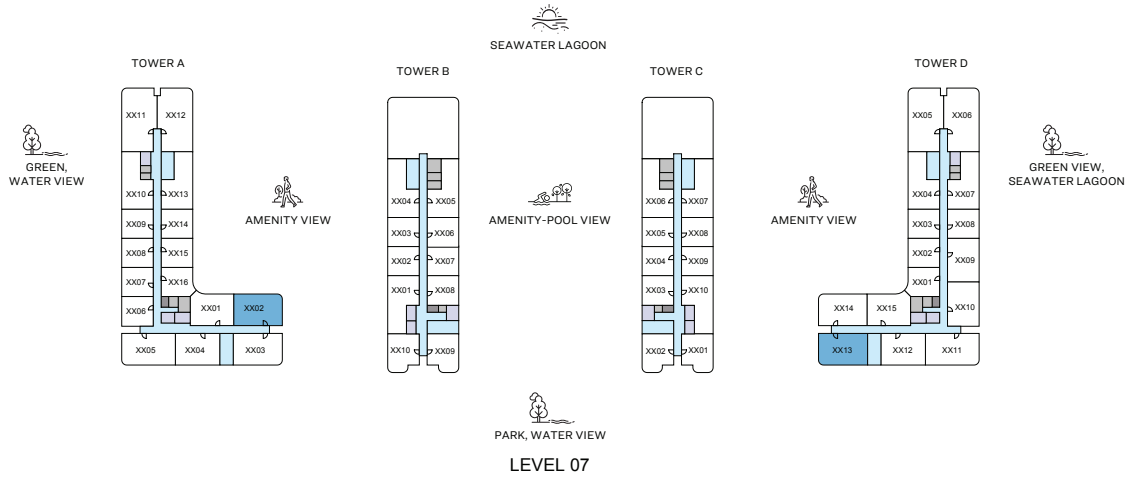
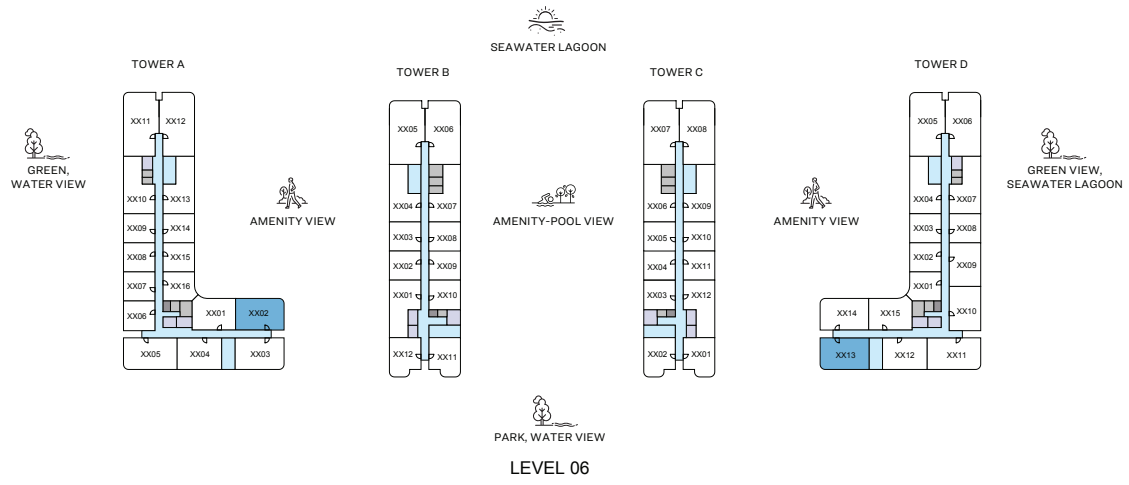
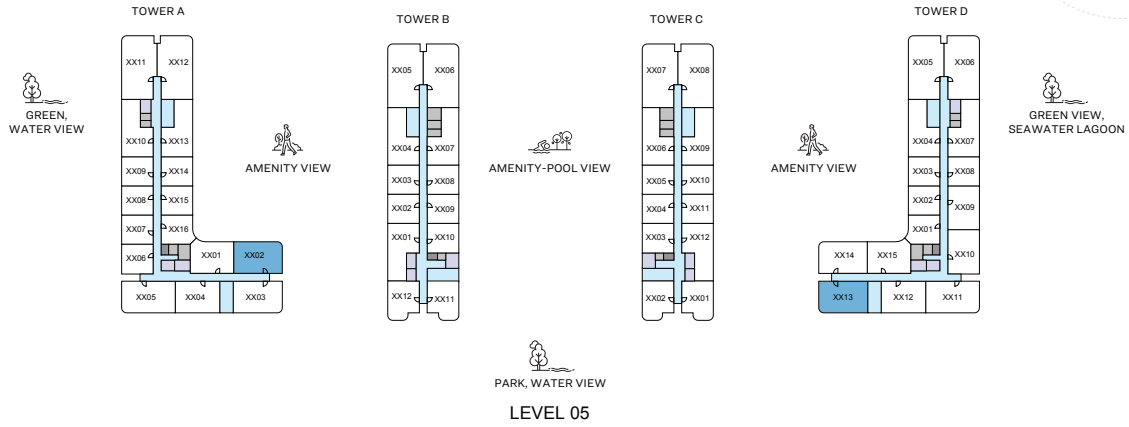
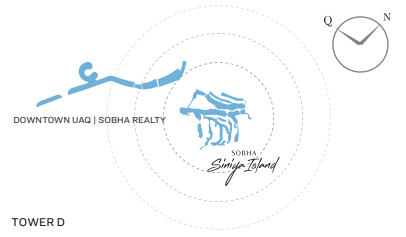
**TOTAL SALEABLE AREA**  
SUITE RANGE = 805.57 - 806.76 SQ.FT.  
BALCONY RANGE = 57.26 - 57.37 SQ.FT.  
TOTAL RANGE = 862.84 - 864.13 SQ.FT.

List of unit numbers with this unit plan:

### VIEWS

Amenity, Seawater Lagoon  
A-302, A-402, A-502, A-602, A-702, A-802, A-902

Park, Water View  
D-212, D-313, D-413, D-513, D-613, D-713, D-813, D-911



# 2

BEDROOM  
APARTMENT

## TYPE D VARIANT 1 (with balcony)

**TOTAL SALEABLE AREA**  
SUITE RANGE = 805.57 - 806.76 SQ.FT.  
BALCONY RANGE = 57.26 - 57.37 SQ.FT.  
TOTAL RANGE = 862.84 - 864.13 SQ.FT.

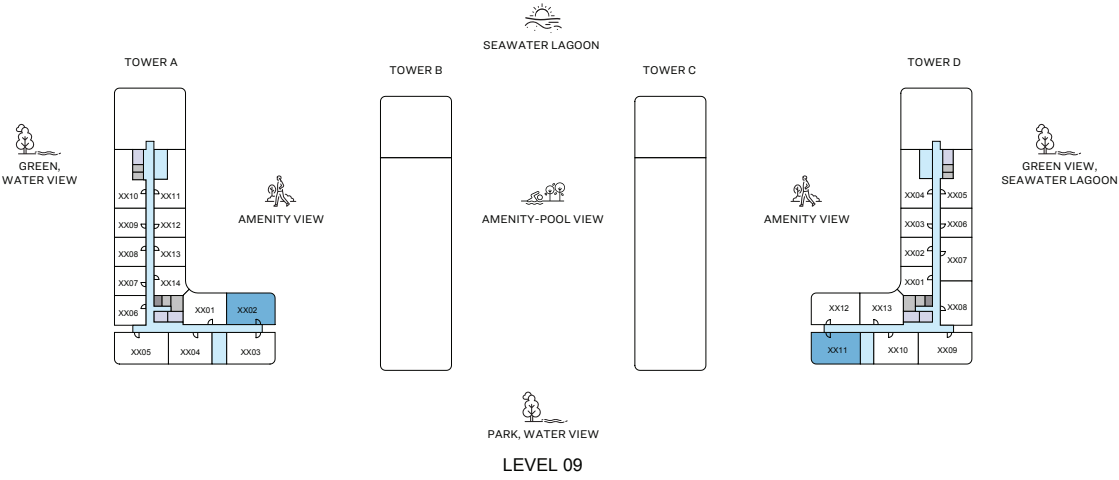
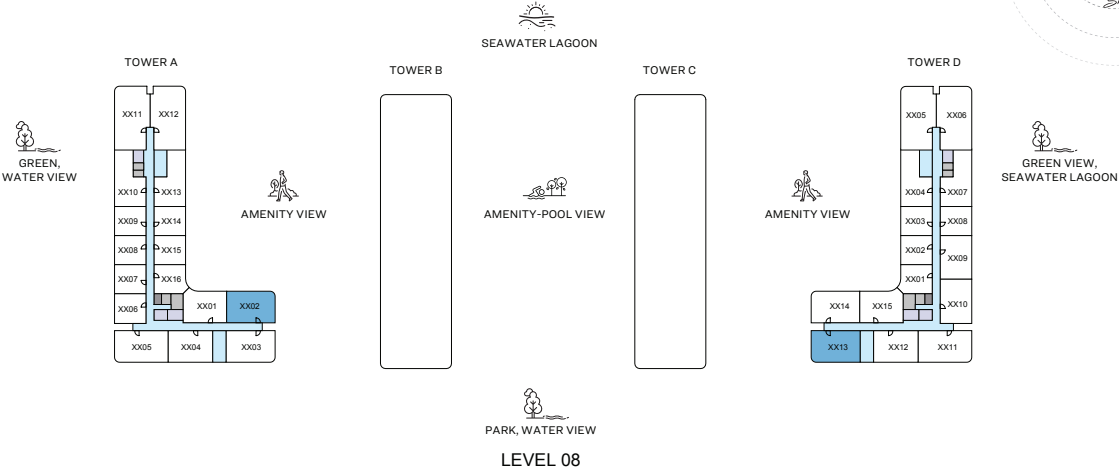
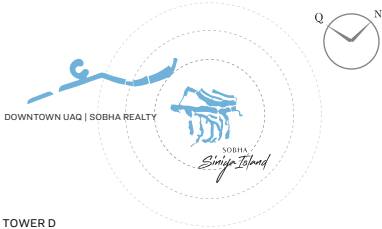
List of unit numbers with this unit plan:

### VIEWS

Amenity, Seawater Lagoon  
A-302, A-402, A-502, A-602, A-702, A-802, A-902

Park, Water View  
D-212, D-313, D-413, D-513, D-613, D-713, D-813, D-911





2  
BEDROOM  
APARTMENT

TYPE D  
VARIANT 1  
(with balcony)

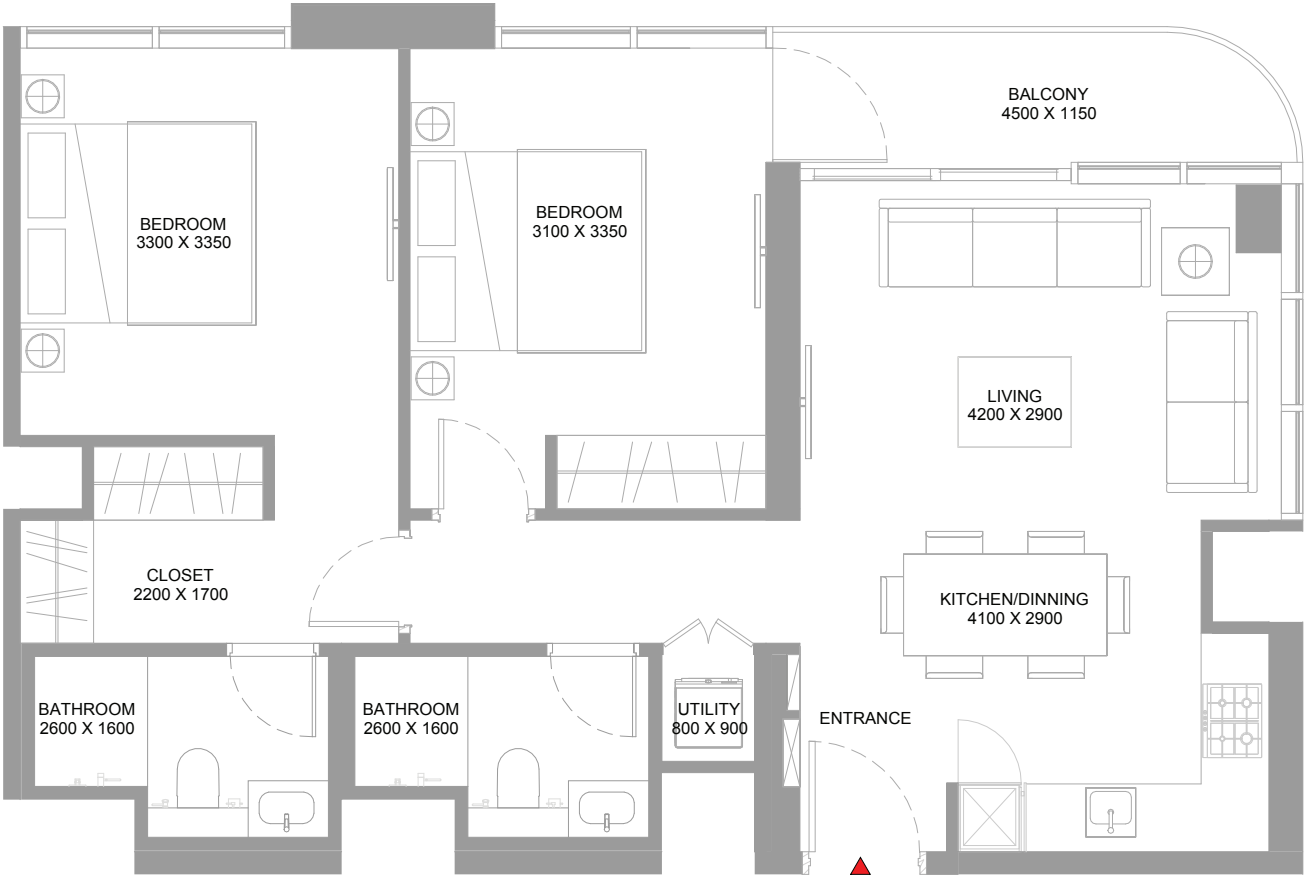
TOTAL SALEABLE AREA  
SUITE RANGE = 805.57 - 806.76 SQ.FT.  
BALCONY RANGE = 57.26 - 57.37 SQ.FT.  
TOTAL RANGE = 862.84 - 864.13 SQ.FT.

List of unit numbers with this unit plan:

VIEWS

Amenity, Seawater Lagoon  
A-302, A-402, A-502, A-602, A-702, A-802, A-902

Park, Water View  
D-212, D-313, D-413, D-513, D-613, D-713, D-813, D-911



2  
BEDROOM  
APARTMENT

TYPE D  
VARIANT 1  
(with balcony)

TOTAL SALEABLE AREA  
SUITE RANGE = 805.57 - 806.76 SQ.FT.  
BALCONY RANGE = 57.26 - 57.37 SQ.FT.  
TOTAL RANGE = 862.84 - 864.13 SQ.FT.

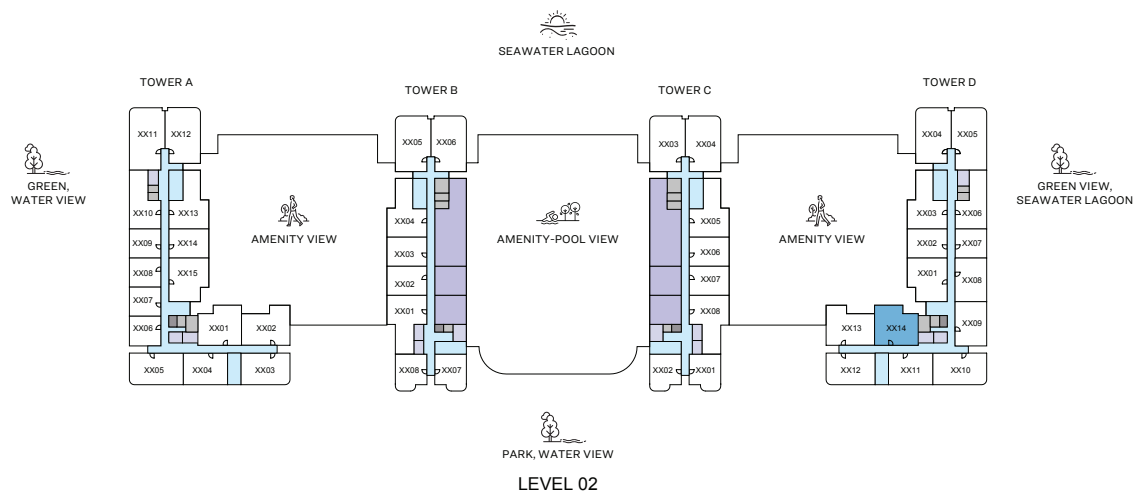
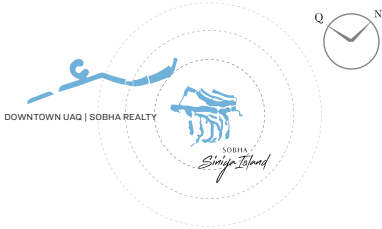
List of unit numbers with this unit plan:

VIEWS

Amenity, Seawater Lagoon  
A-302, A-402, A-502, A-602, A-702, A-802, A-902

Park, Water View  
D-212, D-313, D-413, D-513, D-613, D-713, D-813, D-911





# 2

BEDROOM  
APARTMENT

## TYPE E

(with yard)

**TOTAL SALEABLE AREA**  
SUITE = 774.68 SQ.FT.  
YARD = 147.25 SQ.FT.  
TOTAL = 921.93 SQ.FT.

List of unit numbers with this unit plan:

**VIEWS**  
Amenity  
D-214



2  
BEDROOM  
APARTMENT

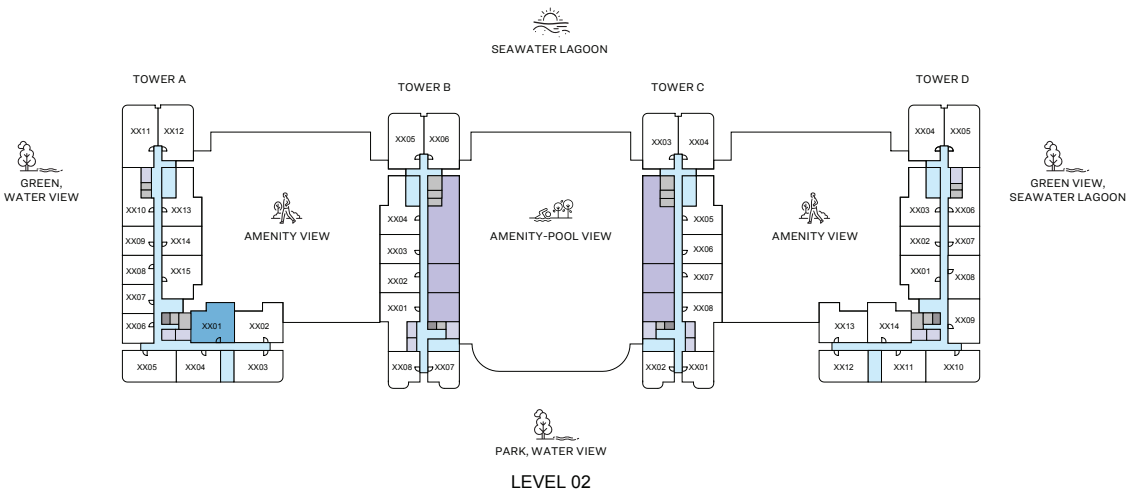
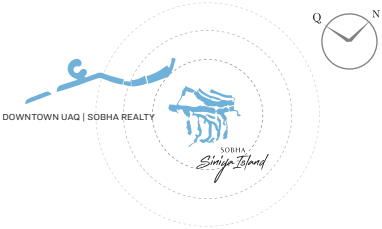
TYPE E  
(with yard)

TOTAL SALEABLE AREA  
SUITE = 774.68 SQ.FT.  
YARD = 147.25 SQ.FT.  
TOTAL = 921.93 SQ.FT.

List of unit numbers with this unit plan:

VIEWS  
Amenity  
D-214





2  
BEDROOM  
APARTMENT

TYPE E  
VARIANT 1  
(with yard)

TOTAL SALEABLE AREA  
SUITE = 774.68 SQ.FT.  
YARD = 147.25 SQ.FT.  
TOTAL = 921.93 SQ.FT.

List of unit numbers with this unit plan:

VIEWS  
Amenity  
A-201



2  
BEDROOM  
APARTMENT

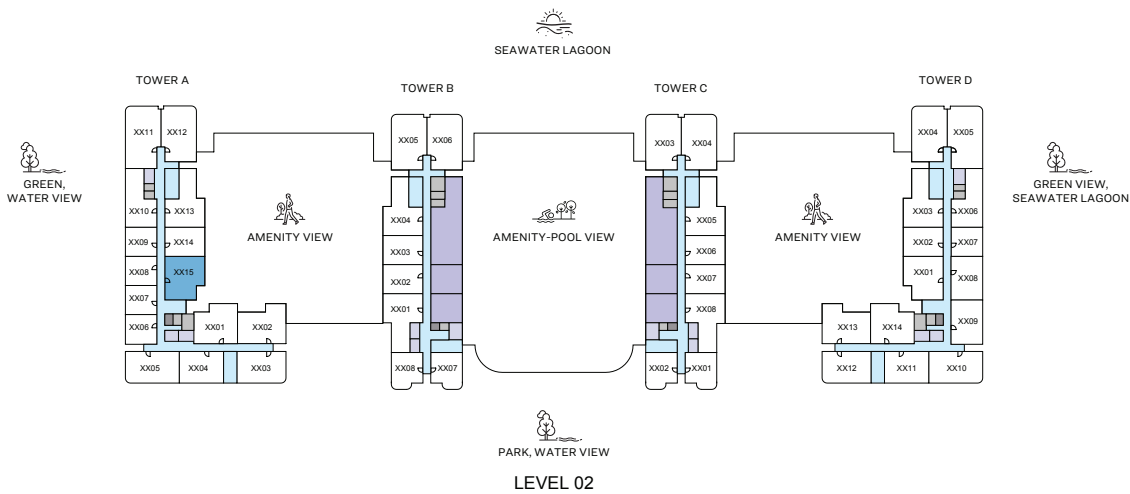
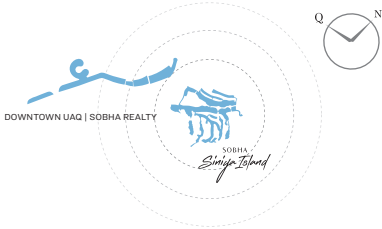
TYPE E  
VARIANT 1  
(with yard)

TOTAL SALEABLE AREA  
SUITE = 774.68 SQ.FT.  
YARD = 147.25 SQ.FT.  
TOTAL = 921.93 SQ.FT.

List of unit numbers with this unit plan:

VIEWS

Amenity  
A-201



2  
BEDROOM  
APARTMENT

## TYPE F

(with yard)

**TOTAL SALEABLE AREA**  
SUITE = 752.07 SQ.FT.  
YARD = 155.00 SQ.FT.  
TOTAL = 907.07 SQ.FT.

List of unit numbers with this unit plan:

### VIEWS

Amenity  
A-215





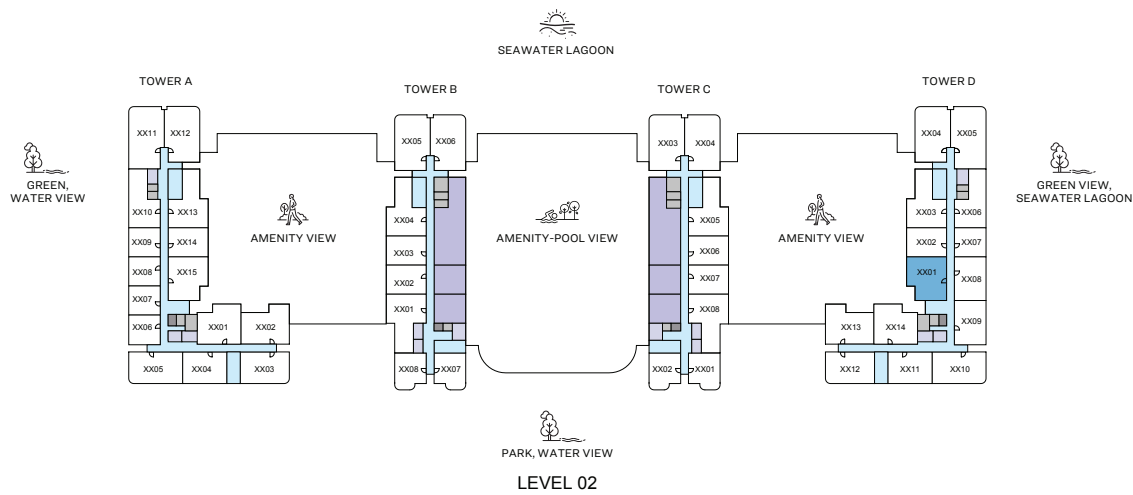
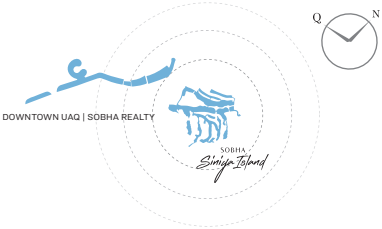
2  
BEDROOM  
APARTMENT

TYPE F  
(with yard)

TOTAL SALEABLE AREA  
SUITE = 752.07 SQ.FT.  
YARD = 155.00 SQ.FT.  
TOTAL = 907.07 SQ.FT.

List of unit numbers with this unit plan:

VIEWS  
Amenity  
A-215



2  
BEDROOM  
APARTMENT

TYPE F  
VARIANT 1  
(with yard)

TOTAL SALEABLE AREA  
SUITE = 752.18 SQ.FT.  
YARD = 155.00 SQ.FT.  
TOTAL = 907.18 SQ.FT.

List of unit numbers with this unit plan:

VIEWS  
Amenity  
D-201



2  
BEDROOM  
APARTMENT

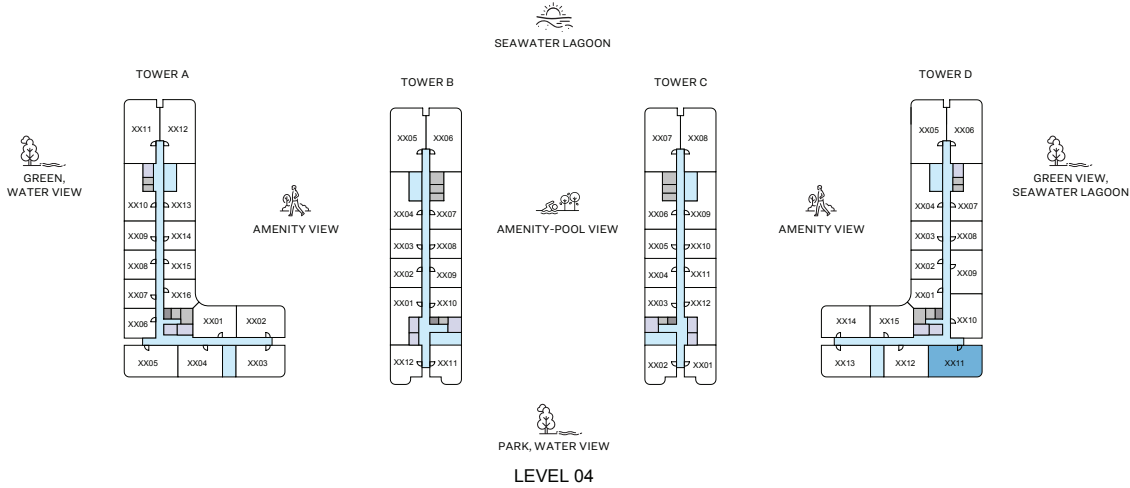
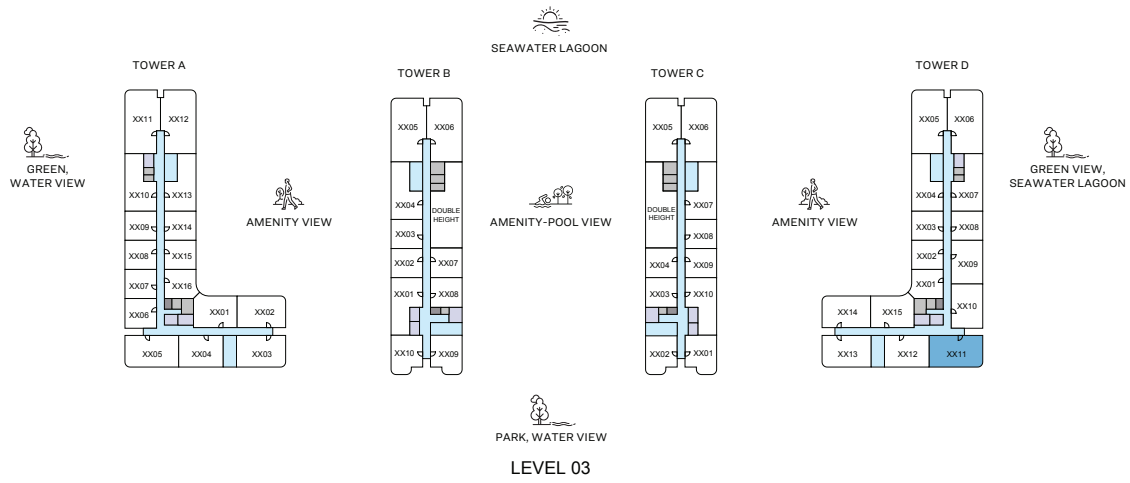
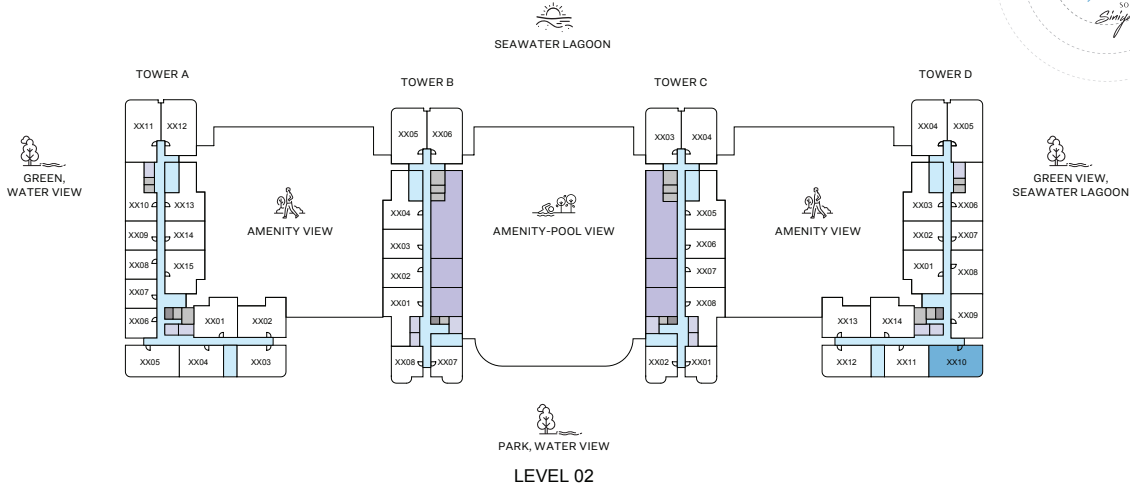
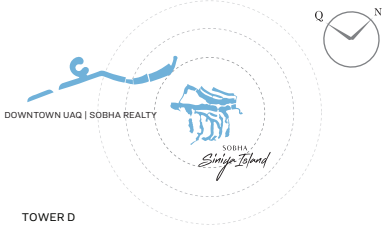
TYPE F  
VARIANT 1  
(with yard)

TOTAL SALEABLE AREA  
SUITE = 752.18 SQ.FT.  
YARD = 155.00 SQ.FT.  
TOTAL = 907.18 SQ.FT.

List of unit numbers with this unit plan:

VIEWS  
Amenity  
D-201





# 2

BEDROOM  
APARTMENT

## TYPE G

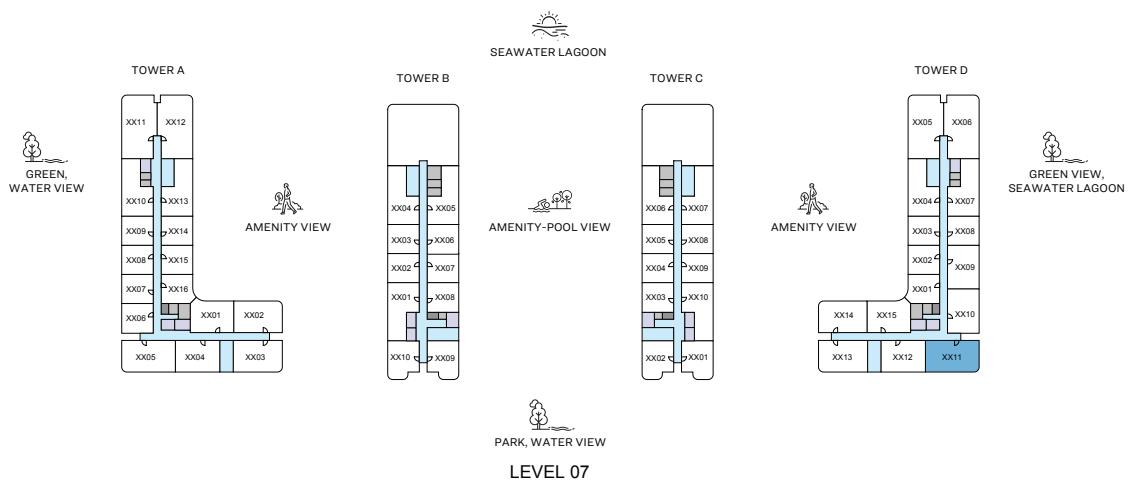
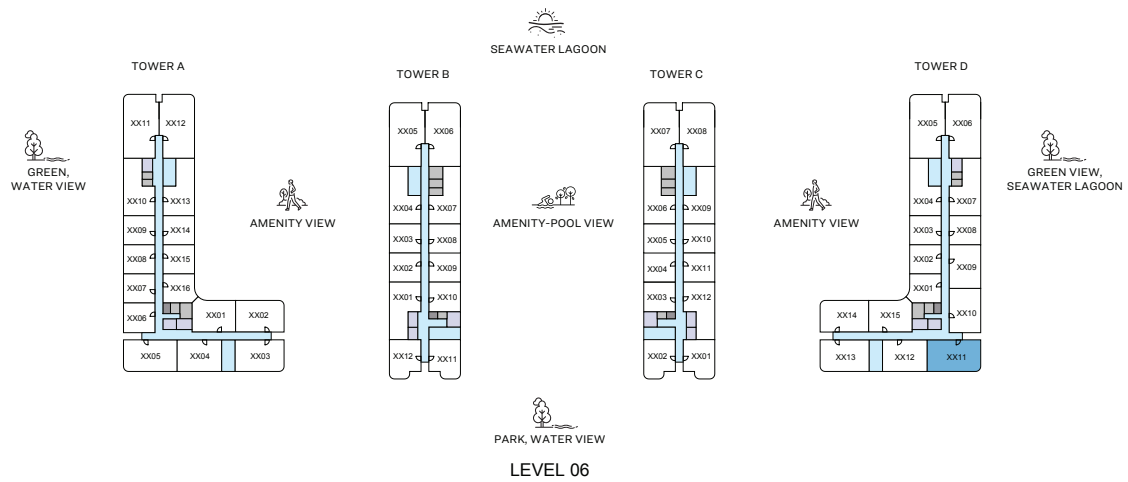
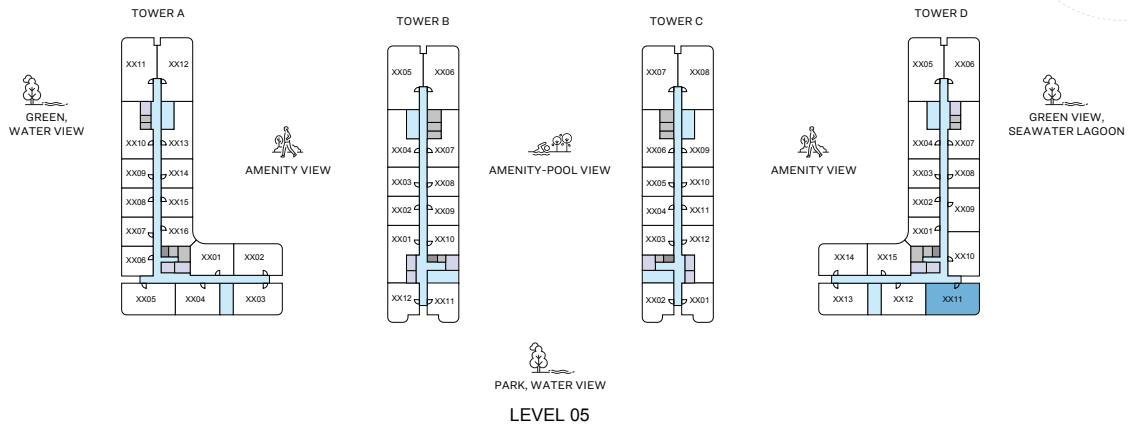
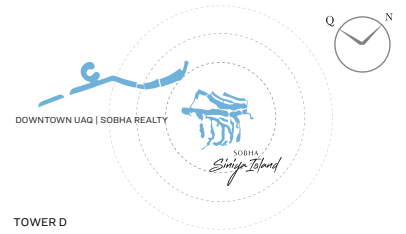
(with balcony)

**TOTAL SALEABLE AREA**  
SUITE RANGE = 867.57 - 868.32 SQ.FT.  
BALCONY = 104.52 SQ.FT.  
TOTAL RANGE = 972.09 - 972.84 SQ.FT.

List of unit numbers with this unit plan:

### VIEWS

Green, Park, Water View  
D-210, D-311, D-411, D-511, D-611, D-711, D-811, D-909



# 2

BEDROOM  
APARTMENT

## TYPE G

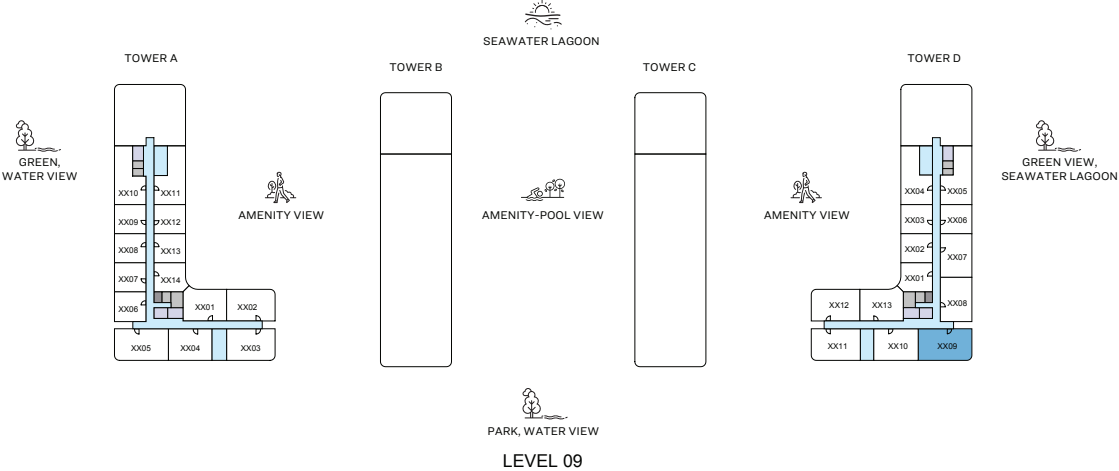
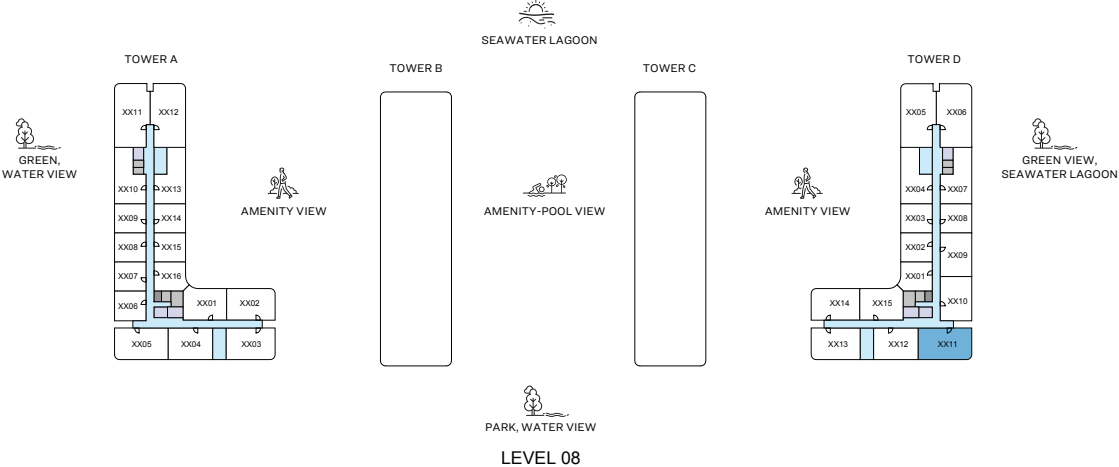
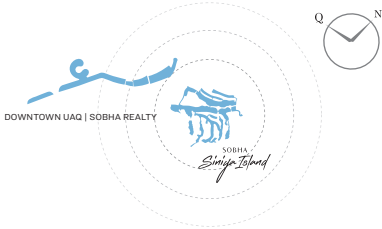
(with balcony)

List of unit numbers with this unit plan:

### VIEWS

Green, Park, Water View  
D-210, D-311, D-411, D-511, D-611, D-711, D-811, D-909

**TOTAL SALEABLE AREA**  
SUITE RANGE = 867.57 - 868.32 SQ.FT.  
BALCONY = 104.52 SQ.FT.  
TOTAL RANGE = 972.09 - 972.84 SQ.FT.



# 2

BEDROOM  
APARTMENT

## TYPE G

(with balcony)

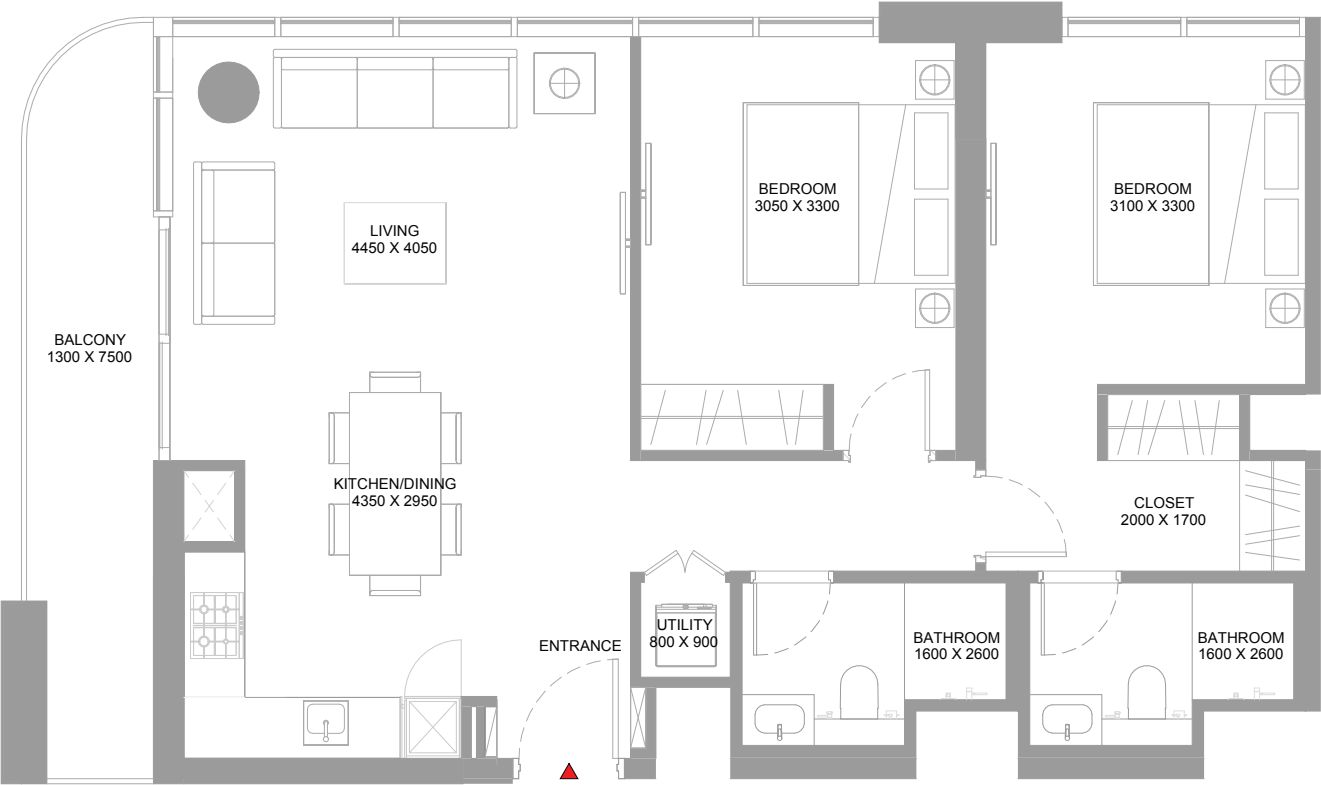
**TOTAL SALEABLE AREA**  
SUITE RANGE = 867.57 - 868.32 SQ.FT.  
BALCONY = 104.52 SQ.FT.  
TOTAL RANGE = 972.09 - 972.84 SQ.FT.

List of unit numbers with this unit plan:

### VIEWS

Green, Park, Water View  
D-210, D-311, D-411, D-511, D-611, D-711, D-811, D-909





# 2

BEDROOM  
APARTMENT

## TYPE G

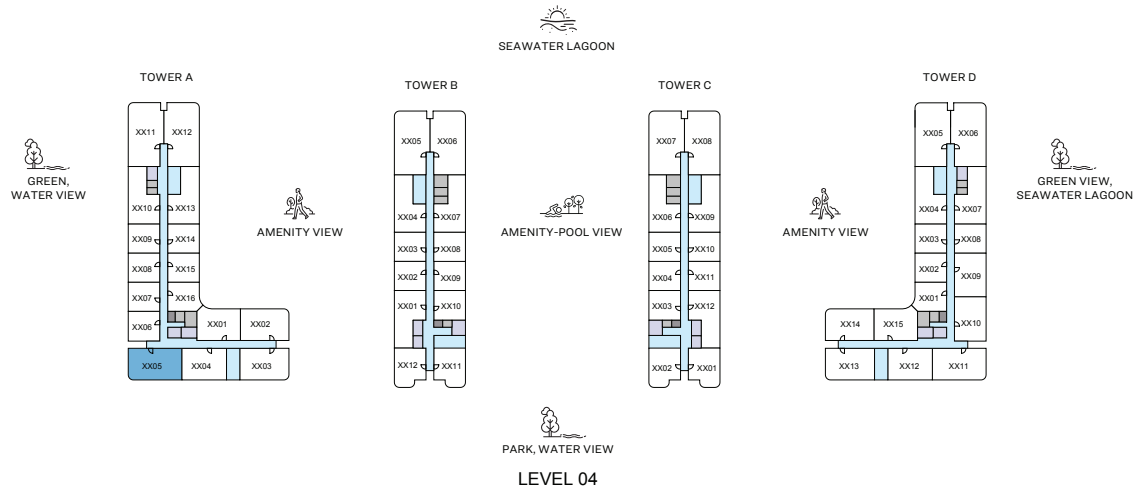
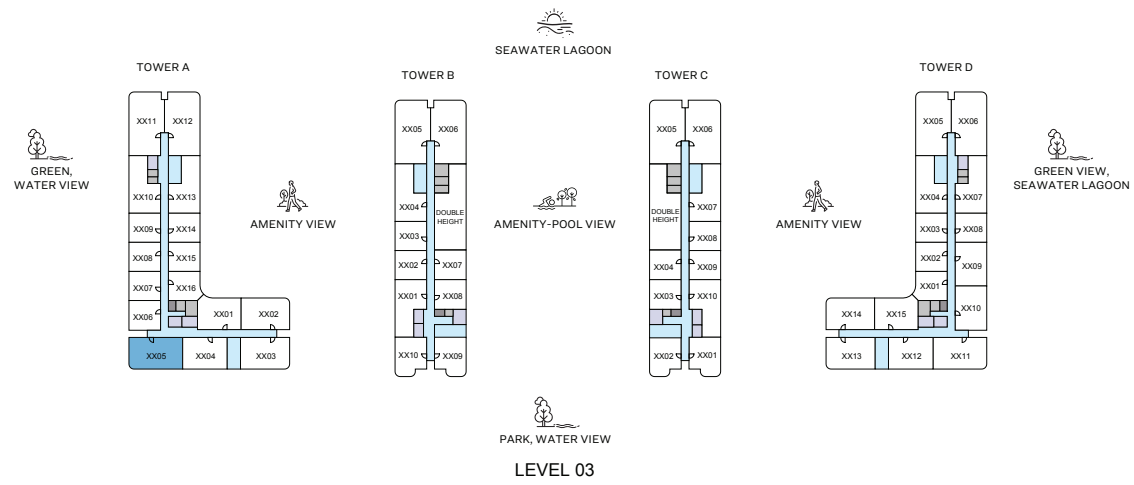
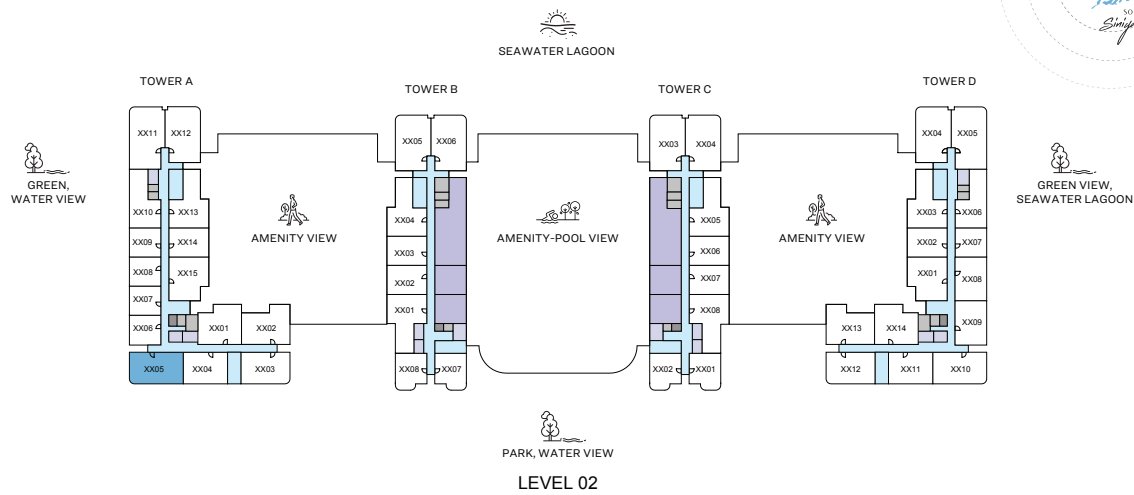
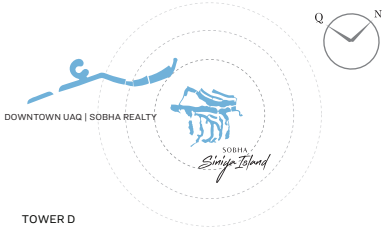
(with balcony)

**TOTAL SALEABLE AREA**  
SUITE RANGE = 867.57 - 868.32 SQ.FT.  
BALCONY = 104.52 SQ.FT.  
TOTAL RANGE = 972.09 - 972.84 SQ.FT.

List of unit numbers with this unit plan:

### VIEWS

Green, Park, Water View  
D-210, D-311, D-411, D-511, D-611, D-711, D-811, D-909



# 2

BEDROOM  
APARTMENT

## TYPE G VARIANT 1

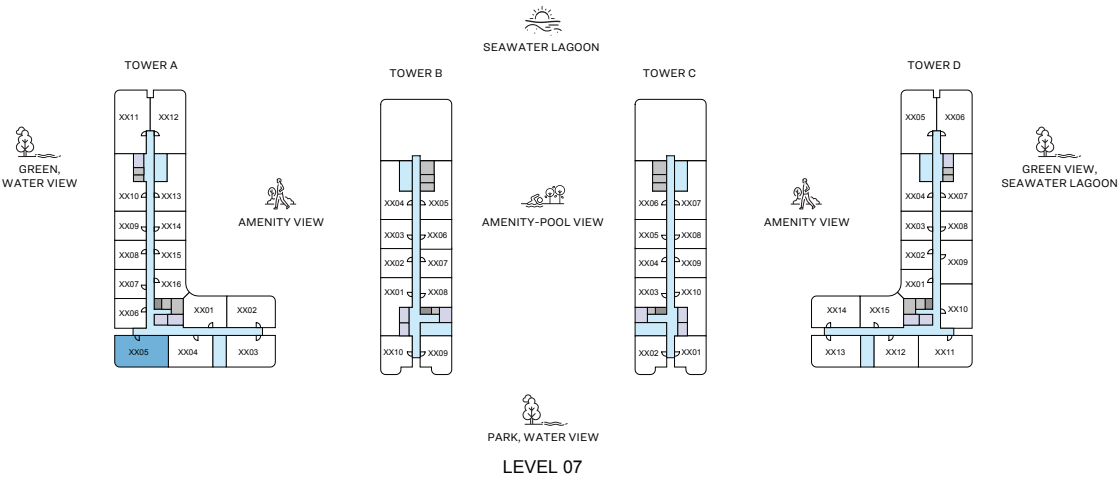
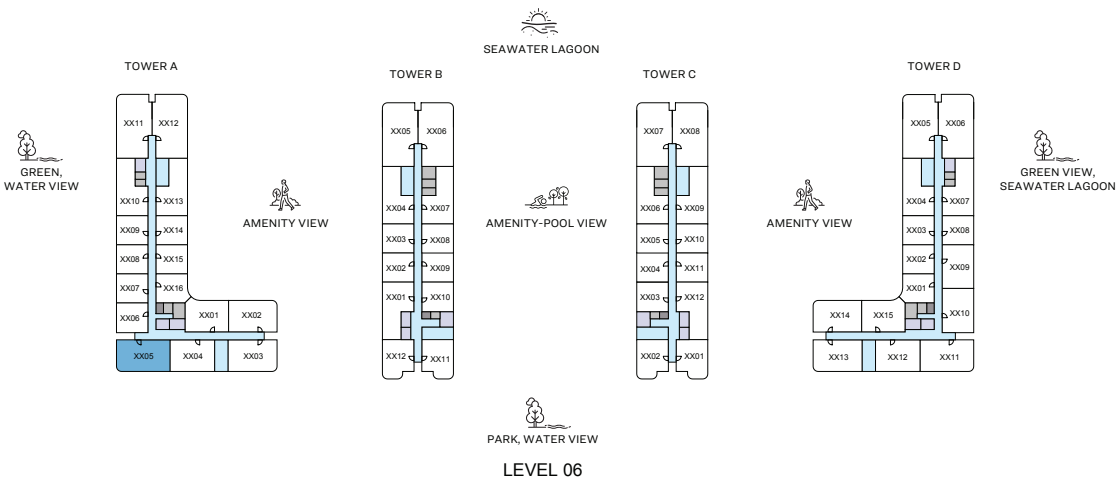
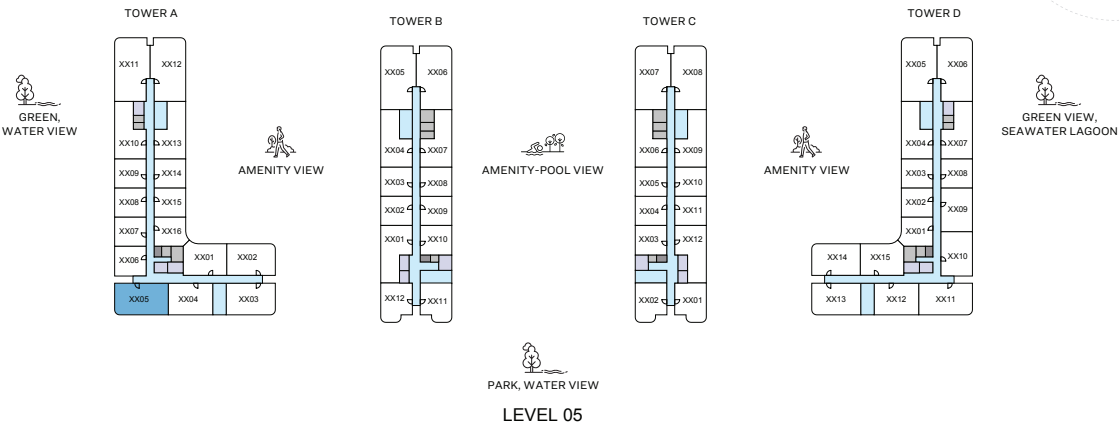
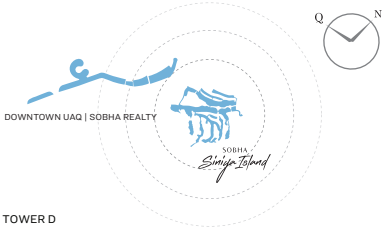
(with balcony)

**TOTAL SALEABLE AREA**  
SUITE RANGE = 868.22 - 868.32 SQ.FT.  
BALCONY = 104.52 SQ.FT.  
TOTAL RANGE = 972.73 - 972.84 SQ.FT.

List of unit numbers with this unit plan:

### VIEWS

Green, Park, Water View  
A-205, A-305, A-405, A-505, A-605, A-705, A-805, A-905



# 2

BEDROOM  
APARTMENT

## TYPE G VARIANT 1

(with balcony)

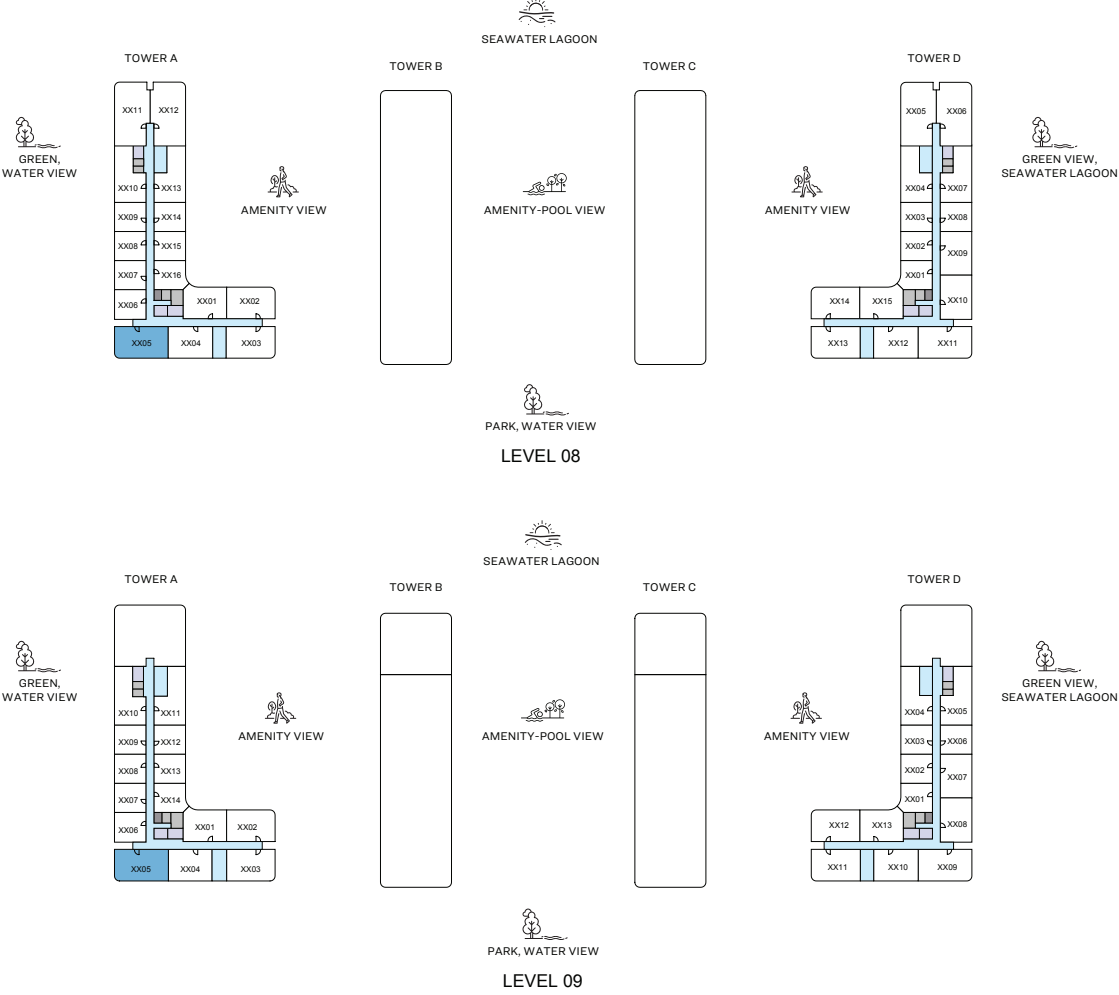
**TOTAL SALEABLE AREA**  
SUITE RANGE = 868.22 - 868.32 SQ.FT.  
BALCONY = 104.52 SQ.FT.  
TOTAL RANGE = 972.73 - 972.84 SQ.FT.

List of unit numbers with this unit plan:

### VIEWS

Green, Park, Water View  
A-205, A-305, A-405, A-505, A-605, A-705, A-805, A-905





# 2

BEDROOM  
APARTMENT

## TYPE G VARIANT 1

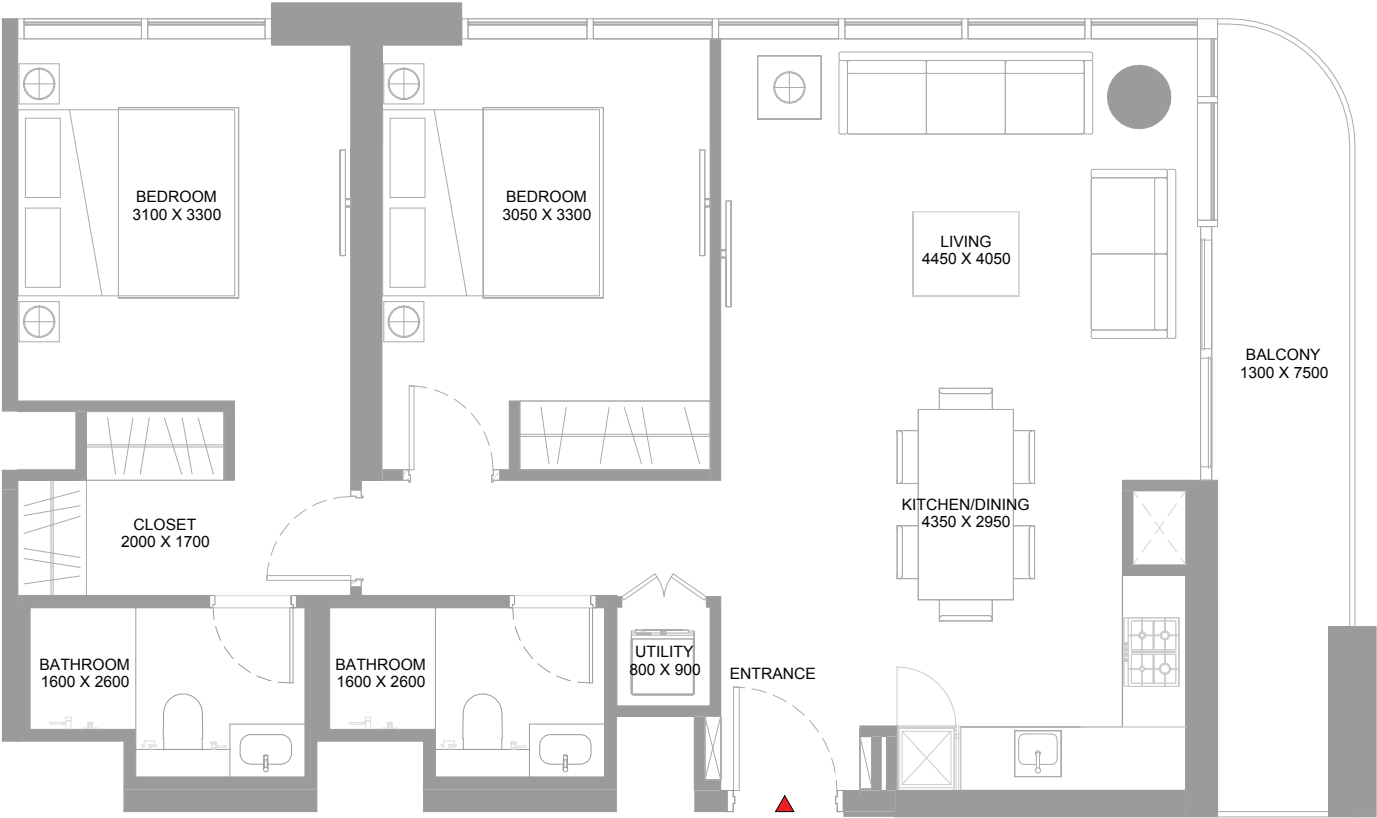
(with balcony)

**TOTAL SALEABLE AREA**  
SUITE RANGE = 868.22 - 868.32 SQ.FT.  
BALCONY = 104.52 SQ.FT.  
TOTAL RANGE = 972.73 - 972.84 SQ.FT.

List of unit numbers with this unit plan:

### VIEWS

Green, Park, Water View  
A-205, A-305, A-405, A-505, A-605, A-705, A-805, A-905



2  
BEDROOM  
APARTMENT

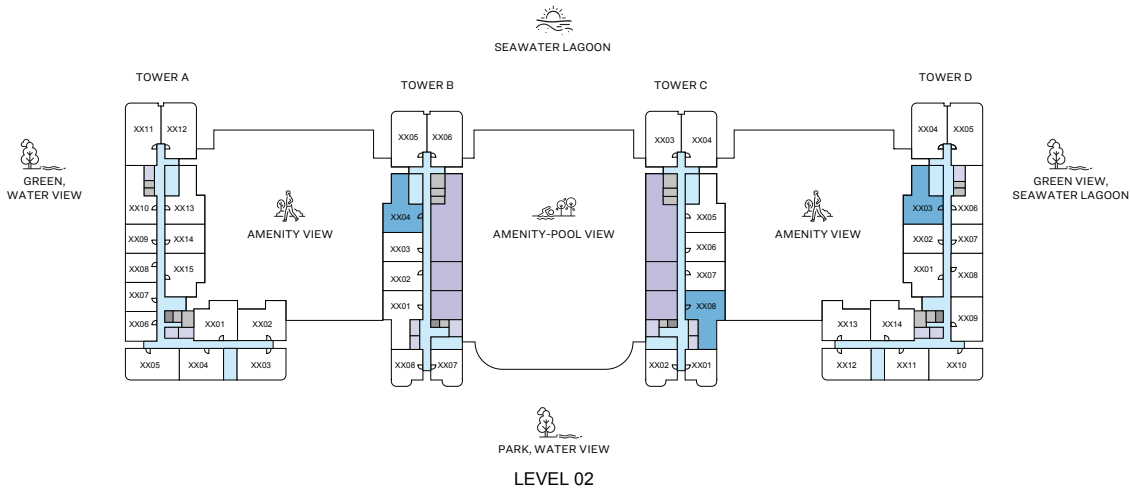
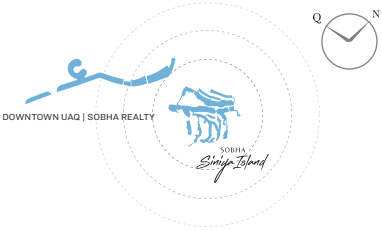
TYPE G  
VARIANT 1  
(with balcony)

TOTAL SALEABLE AREA  
SUITE RANGE = 868.22 - 868.32 SQ.FT.  
BALCONY = 104.52 SQ.FT.  
TOTAL RANGE = 972.73 - 972.84 SQ.FT.

List of unit numbers with this unit plan:

VIEWS

Green, Park, Water View  
A-205, A-305, A-405, A-505, A-605, A-705, A-805, A-905



# 2

BEDROOM  
APARTMENT

## TYPE H

(with yard)

**TOTAL SALEABLE AREA**  
SUITE RANGE = 836.79 - 839.69 SQ.FT.  
YARD RANGE = 148.22 - 149.19 SQ.FT.  
TOTAL RANGE = 985.01 - 988.88 SQ.FT.

List of unit numbers with this unit plan:

**VIEWS**  
Amenity  
B-204, C-208, D-203





# 2

BEDROOM  
APARTMENT

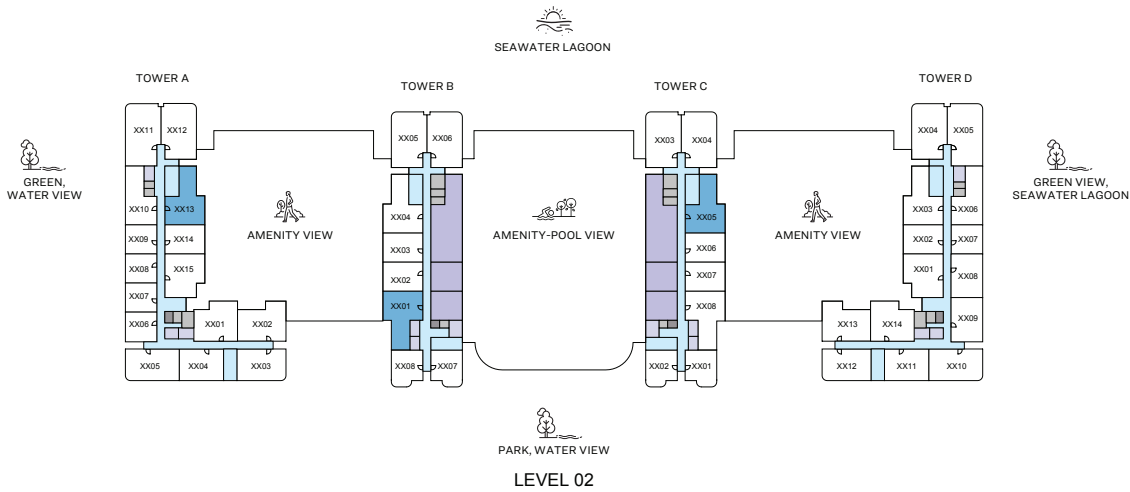
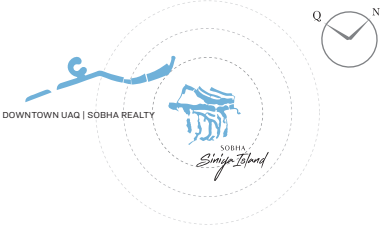
## TYPE H

(with yard)

**TOTAL SALEABLE AREA**  
SUITE RANGE = 836.79 - 839.69 SQ.FT.  
YARD RANGE = 148.22 - 149.19 SQ.FT.  
TOTAL RANGE = 985.01 - 988.88 SQ.FT.

List of unit numbers with this unit plan:

**VIEWS**  
Amenity  
B-204, C-208, D-203



# 2

BEDROOM  
APARTMENT

## TYPE H VARIANT 1

(with yard)

**TOTAL SALEABLE AREA**  
SUITE RANGE = 836.79 - 839.58 SQ.FT.  
YARD RANGE = 148.22 - 149.19 SQ.FT.  
TOTAL RANGE = 985.01 - 988.77 SQ.FT.

List of unit numbers with this unit plan:

**VIEWS**  
Amenity  
A-213, B-201, C-205



# 2

BEDROOM  
APARTMENT

## TYPE H VARIANT 1

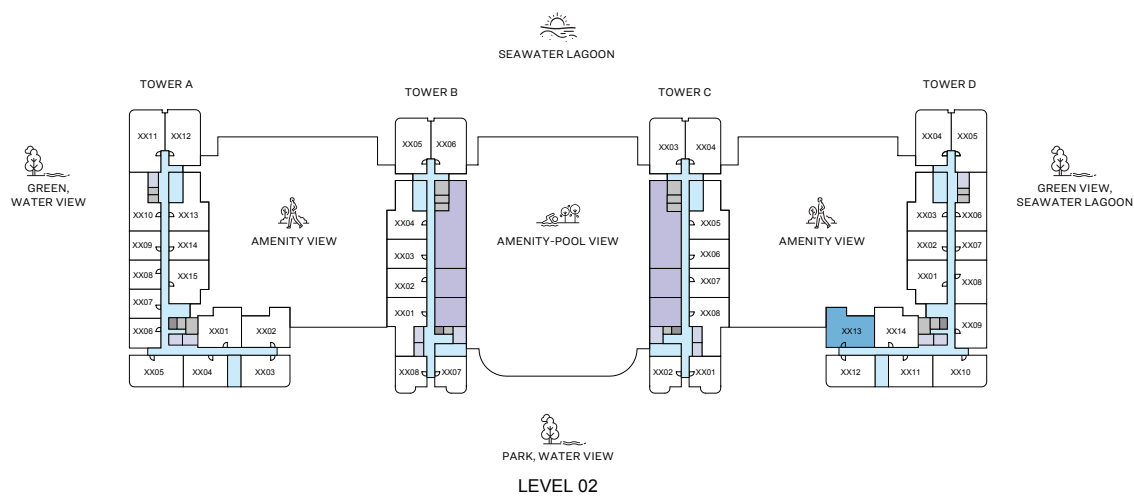
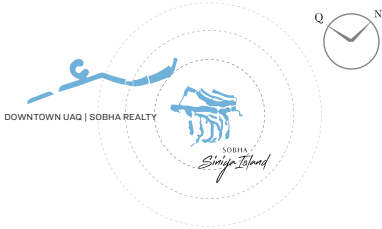
(with yard)

**TOTAL SALEABLE AREA**  
SUITE RANGE = 836.79 - 839.58 SQ.FT.  
YARD RANGE = 148.22 - 149.19 SQ.FT.  
TOTAL RANGE = 985.01 - 988.77 SQ.FT.

List of unit numbers with this unit plan:

**VIEWS**  
Amenity  
A-213, B-201, C-205





# 2

BEDROOM  
APARTMENT

## TYPE I

(with yard)

**TOTAL SALEABLE AREA**  
SUITE = 864.13 SQ.FT.  
YARD = 100.86 SQ.FT.  
TOTAL = 964.98 SQ.FT.

List of unit numbers with this unit plan:

**VIEWS**  
Amenity  
D-213



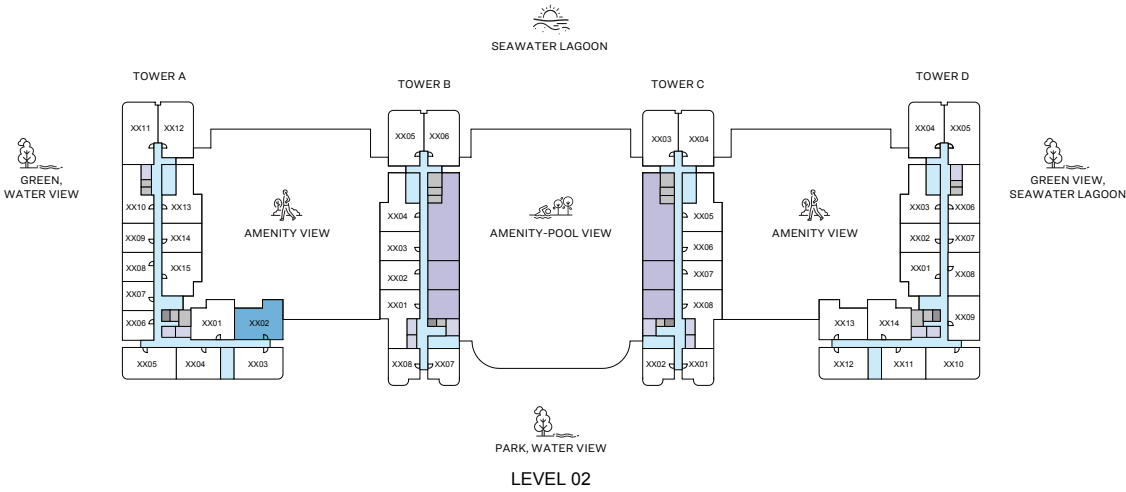
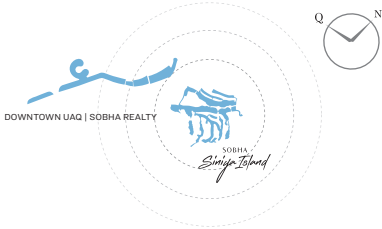
2  
BEDROOM  
APARTMENT

TYPE I  
(with yard)

TOTAL SALEABLE AREA  
SUITE = 864.13 SQ.FT.  
YARD = 100.86 SQ.FT.  
TOTAL = 964.98 SQ.FT.

List of unit numbers with this unit plan:

VIEWS  
Amenity  
D-213



2  
BEDROOM  
APARTMENT

TYPE I  
VARIANT 1  
(with yard)

TOTAL SALEABLE AREA  
SUITE = 864.02 SQ.FT.  
YARD = 100.86 SQ.FT.  
TOTAL = 964.88 SQ.FT.

List of unit numbers with this unit plan:

VIEWS  
Amenity  
A-202





2  
BEDROOM  
APARTMENT

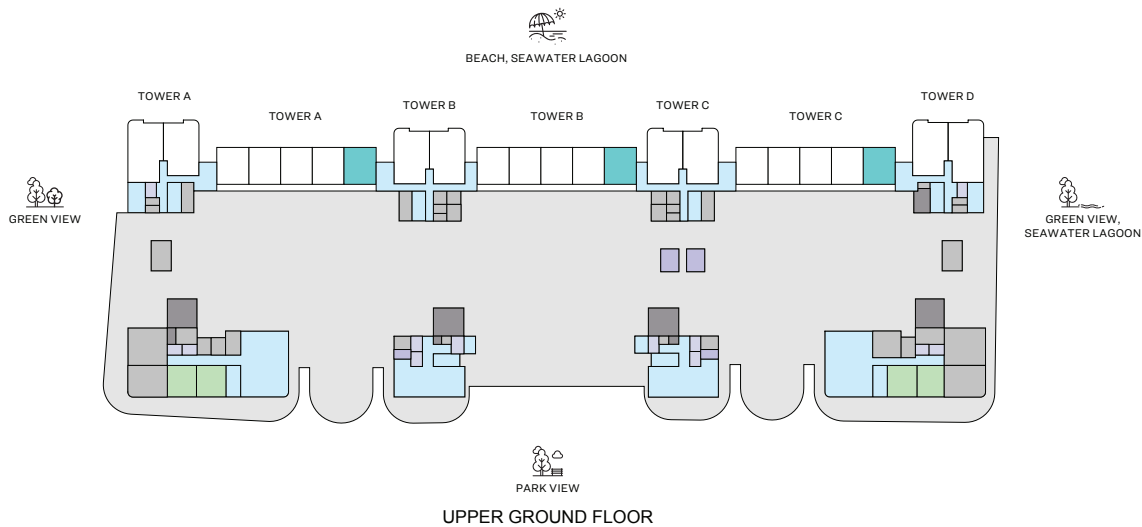
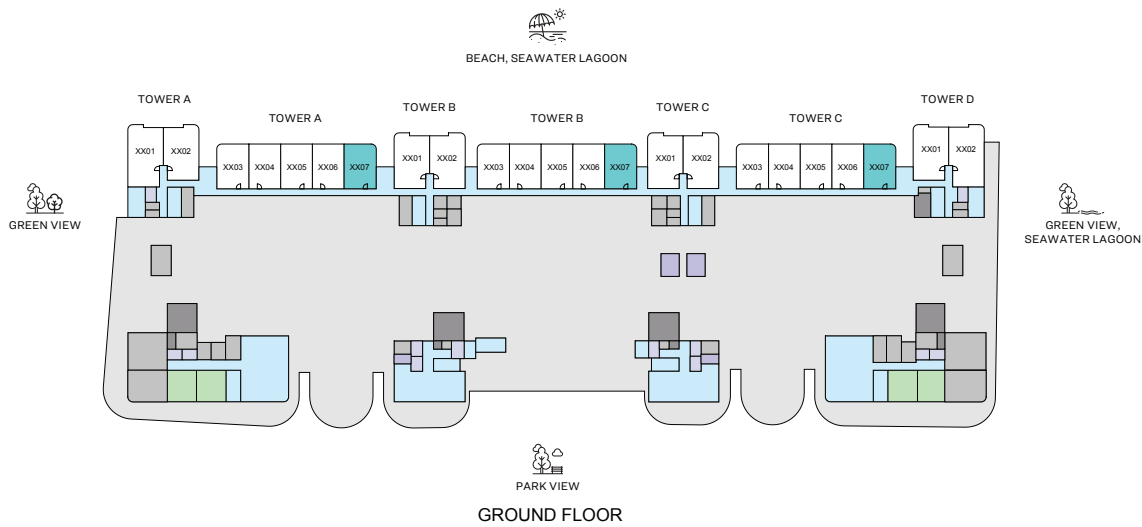
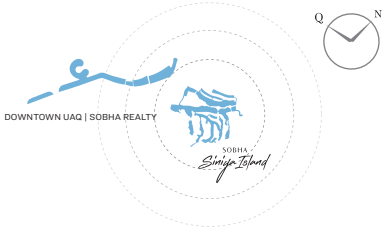
TYPE I  
VARIANT 1  
(with yard)

TOTAL SALEABLE AREA  
SUITE = 864.02 SQ.FT.  
YARD = 100.86 SQ.FT.  
TOTAL = 964.88 SQ.FT.

List of unit numbers with this unit plan:

VIEWS

Amenity  
A-202



# 2

(DUPLEX)  
BEDROOM  
APARTMENT

## TYPE J

(with study, powder room +  
yard and balcony)

**TOTAL SALEABLE AREA**  
SUITE = 1,285.64 SQ.FT.  
BALCONY = 205.70 SQ.FT.  
TOTAL = 1,491.34 SQ.FT.

List of unit numbers with this unit plan:

### VIEWS

Beach, Seawater Lagoon  
A-07, B-07, C-07



2  
(DUPLEX)  
BEDROOM  
APARTMENT

TYPE J  
(with study, powder room +  
yard and balcony)

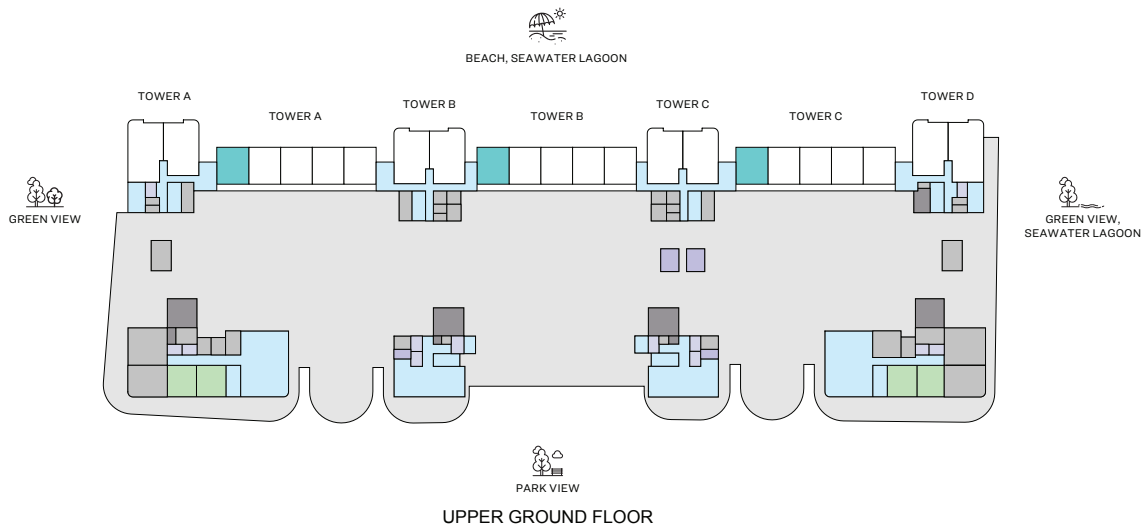
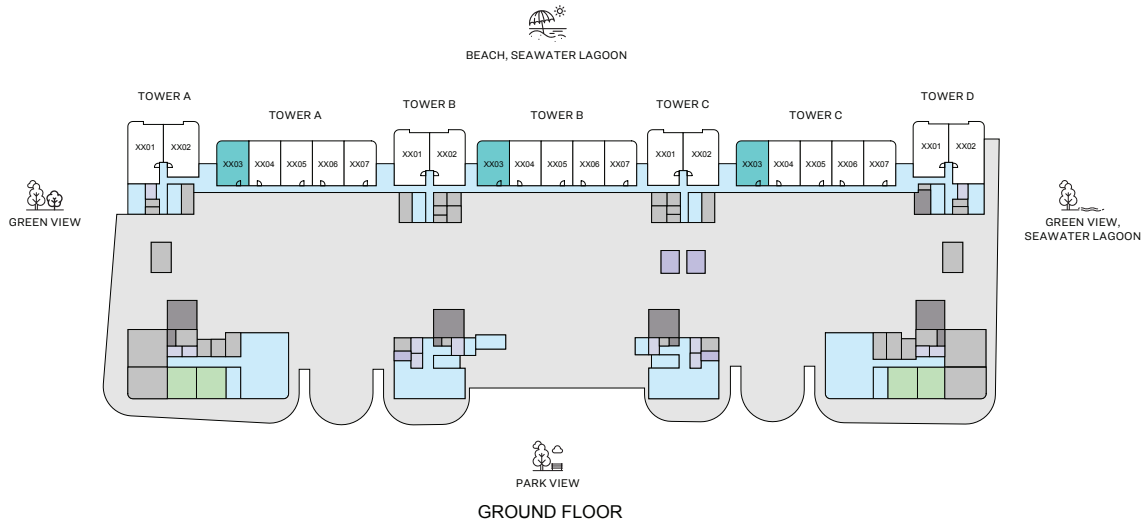
TOTAL SALEABLE AREA  
SUITE = 1,285.64 SQ.FT.  
BALCONY = 205.70 SQ.FT.  
TOTAL = 1,491.34 SQ.FT.

List of unit numbers with this unit plan:

VIEWS  
Beach, Seawater Lagoon  
A-07, B-07, C-07



UNIT



2  
(DUPLEX)  
BEDROOM  
APARTMENT

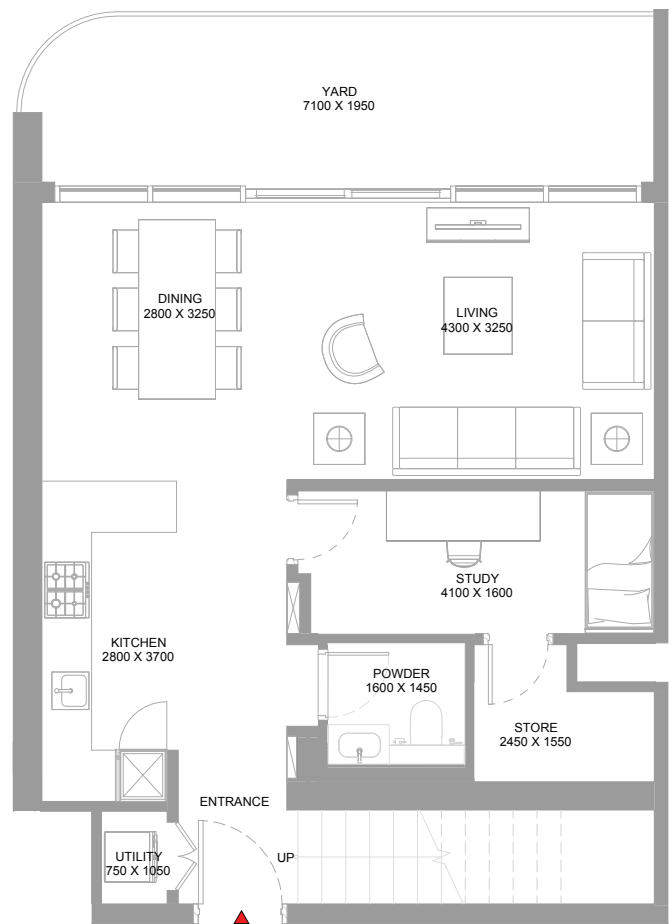
TYPE J  
VARIANT 1  
(with study, powder room +  
yard and balcony)

TOTAL SALEABLE AREA  
SUITE = 1,285.64 SQ.FT.  
BALCONY = 205.70 SQ.FT.  
TOTAL = 1,491.34 SQ.FT.

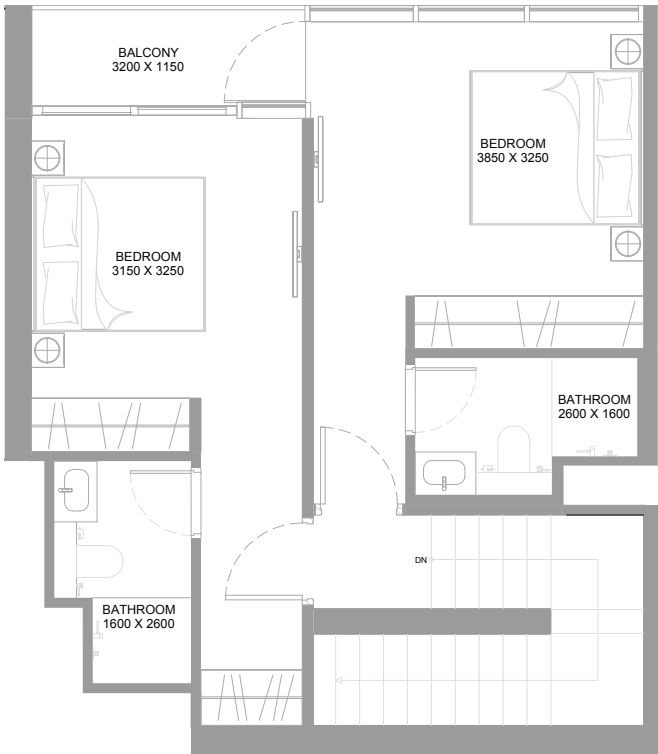
List of unit numbers with this unit plan:

VIEWS

Beach, Seawater Lagoon  
A-03, B-03, C-03



LOWER FLOOR



UPPER FLOOR

2  
(DUPLEX)  
BEDROOM  
APARTMENT

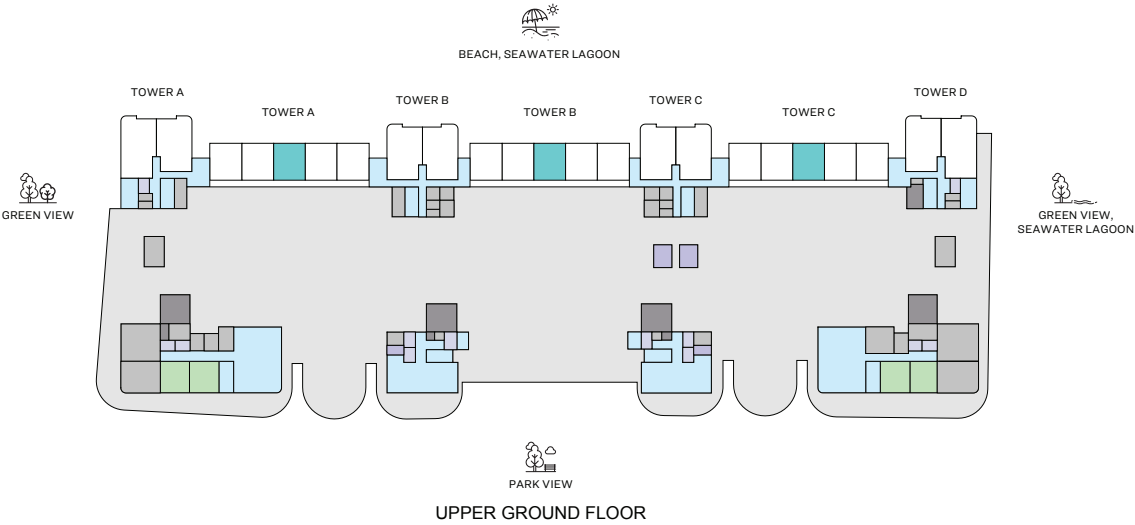
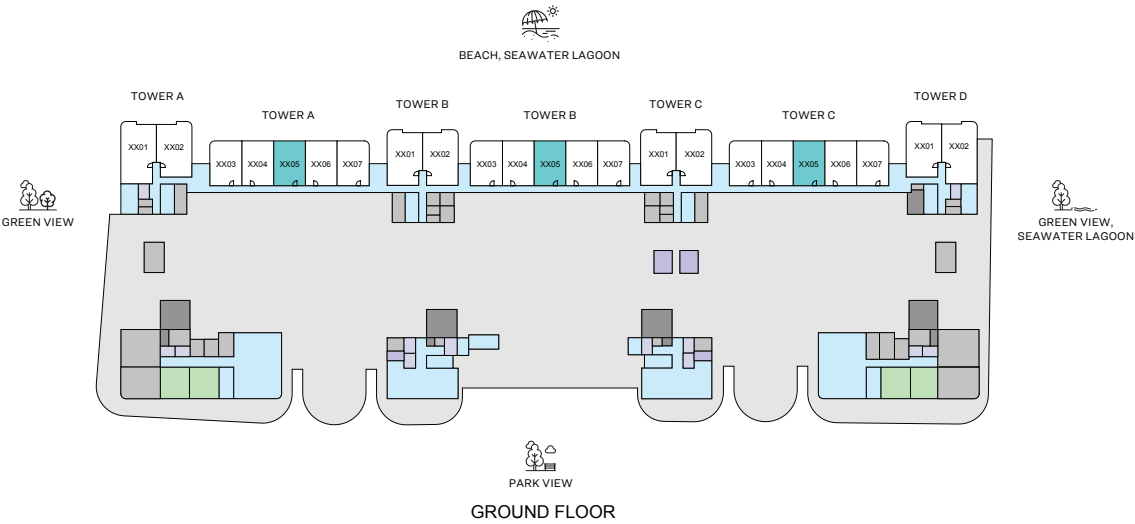
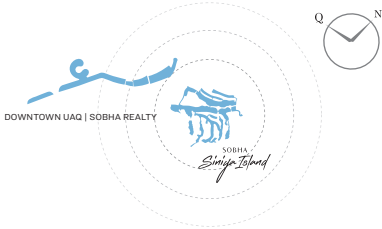
TYPE J  
VARIANT 1  
(with study, powder room +  
yard and balcony)

TOTAL SALEABLE AREA  
SUITE = 1,285.64 SQ.FT.  
BALCONY = 205.70 SQ.FT.  
TOTAL = 1,491.34 SQ.FT.

List of unit numbers with this unit plan:

VIEWS

Beach, Seawater Lagoon  
A-03, B-03, C-03



# 2

(DUPLEX)  
BEDROOM  
APARTMENT

## TYPE K

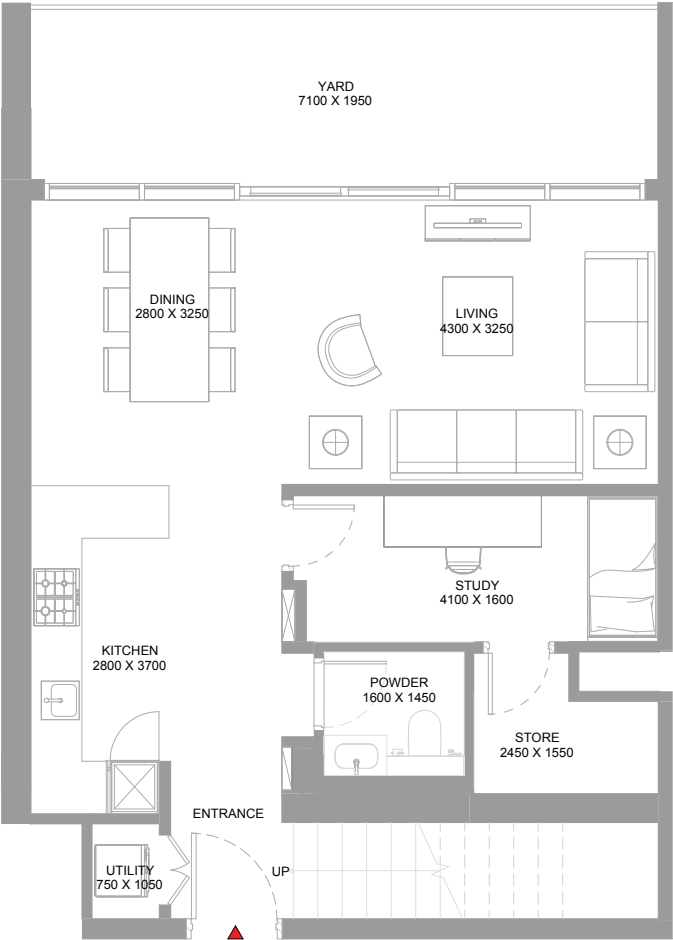
(with study, powder room +  
yard and balcony)

**TOTAL SALEABLE AREA**  
SUITE = 1, 285.64 SQ.FT.  
BALCONY = 207.31 SQ.FT.  
TOTAL = 1,492.95 SQ.FT.

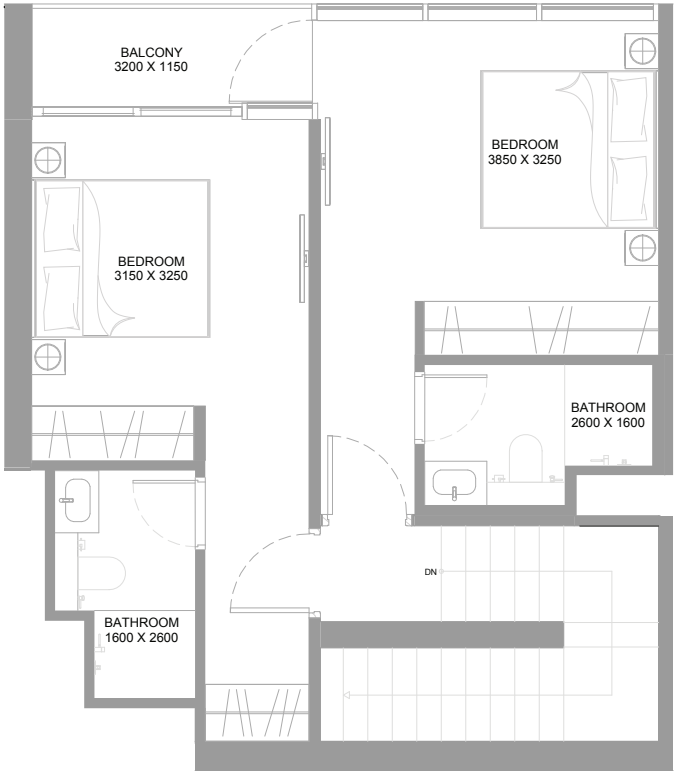
List of unit numbers with this unit plan:

**VIEWS**  
Beach, Seawater Lagoon  
A-05, B-05, C-05





LOWER FLOOR



UPPER FLOOR

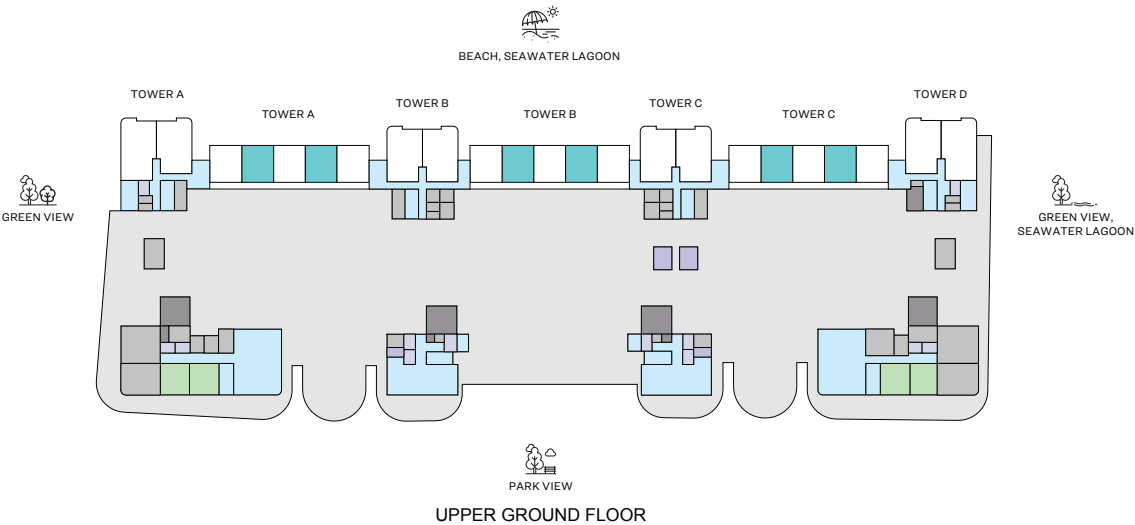
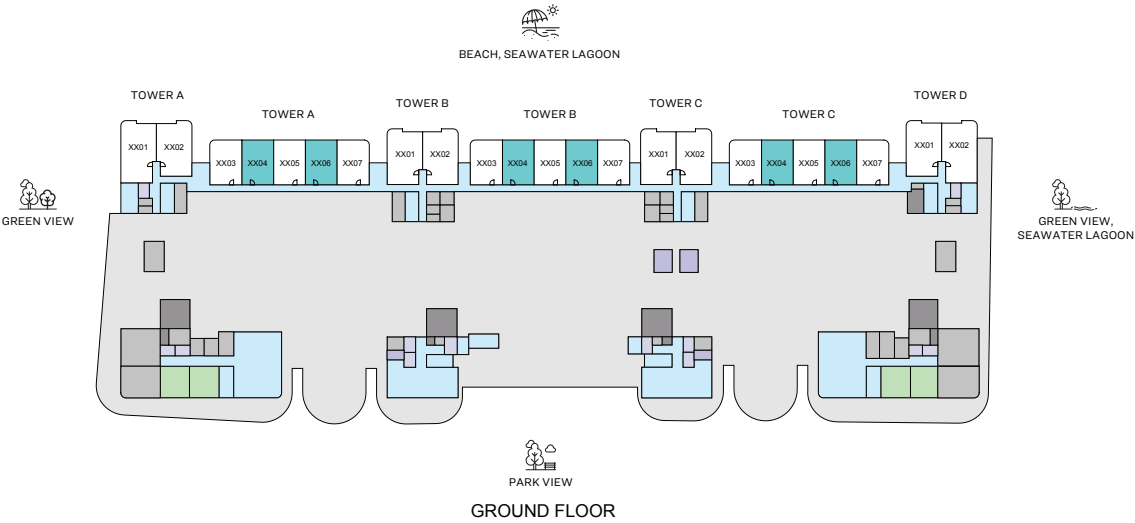
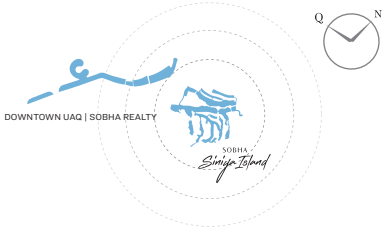
2  
(DUPLEX)  
BEDROOM  
APARTMENT

TYPE K  
(with study, powder room +  
yard and balcony)

TOTAL SALEABLE AREA  
SUITE = 1, 285.64 SQ.FT.  
BALCONY = 207.31 SQ.FT.  
TOTAL = 1,492.95 SQ.FT.

List of unit numbers with this unit plan:

VIEWS  
Beach, Seawater Lagoon  
A-05, B-05, C-05



# 2

(DUPLEX)  
BEDROOM  
APARTMENT

## TYPE K VARIANT 1

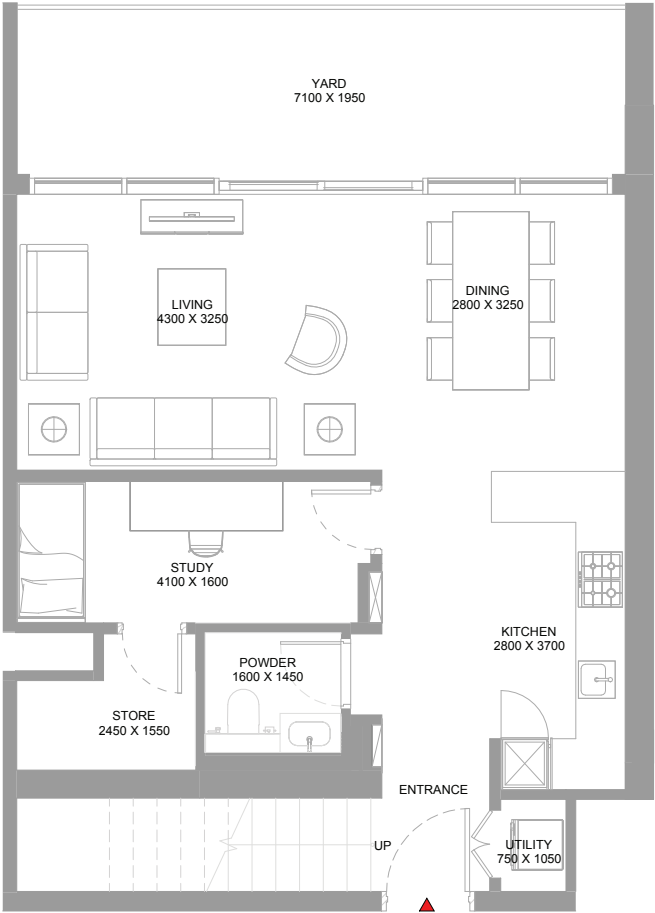
(with study, powder room +  
yard and balcony)

**TOTAL SALEABLE AREA**  
SUITE = 1,285.64 SQ.FT.  
BALCONY = 207.31 SQ.FT.  
TOTAL = 1,492.95 SQ.FT.

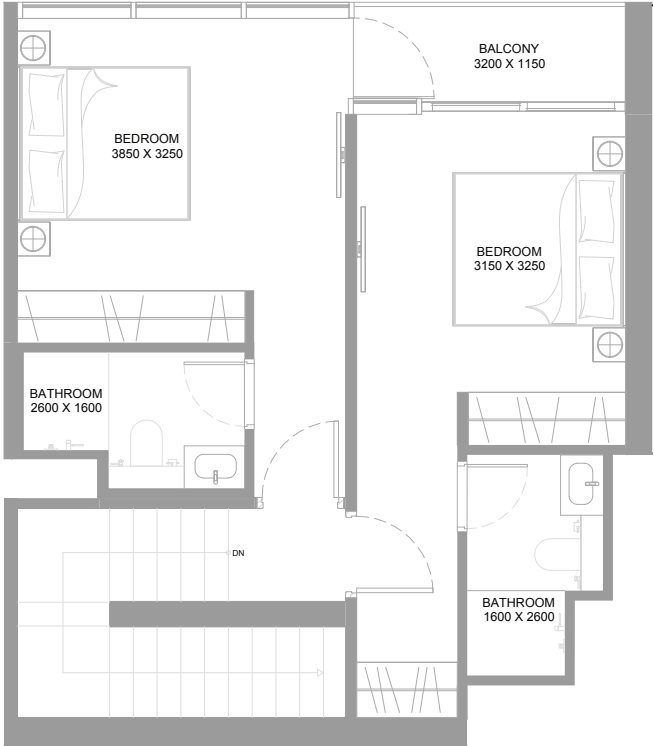
List of unit numbers with this unit plan:

### VIEWS

Beach, Seawater Lagoon  
A-04, A-06, B-04, B-06, C-04, C-06



LOWER FLOOR



UPPER FLOOR

2  
(DUPLEX)  
BEDROOM  
APARTMENT

TYPE K  
VARIANT 1  
(with study, powder room +  
yard and balcony)

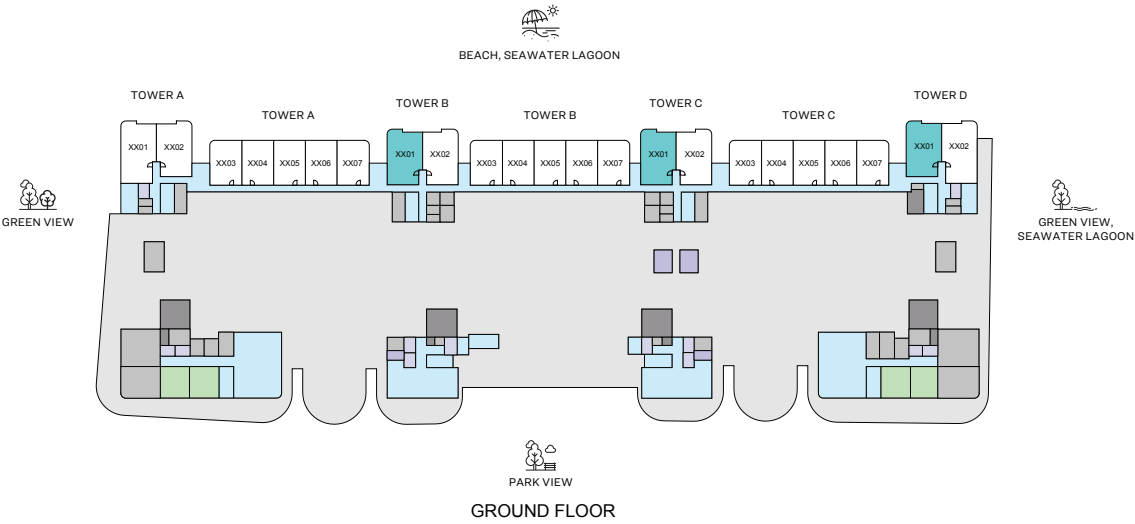
TOTAL SALEABLE AREA  
SUITE = 1,285.64 SQ.FT.  
BALCONY = 207.31 SQ.FT.  
TOTAL = 1,492.95 SQ.FT.

List of unit numbers with this unit plan:

VIEWS

Beach, Seawater Lagoon  
A-04, A-06, B-04, B-06, C-04, C-06





# 2

BEDROOM  
APARTMENT

## TYPE L

(with powder room + yard)

**TOTAL SALEABLE AREA**  
SUITE RANGE = 973.27 - 993.29 SQ.FT.  
YARD RANGE = 87.08 - 88.26 SQ.FT.  
TOTAL RANGE = 1,060.35 - 1,081.56 SQ.FT.

List of unit numbers with this unit plan:

### VIEWS

Beach, Seawater Lagoon  
B-01, C-01, D-01



# 2

BEDROOM  
APARTMENT

## TYPE L

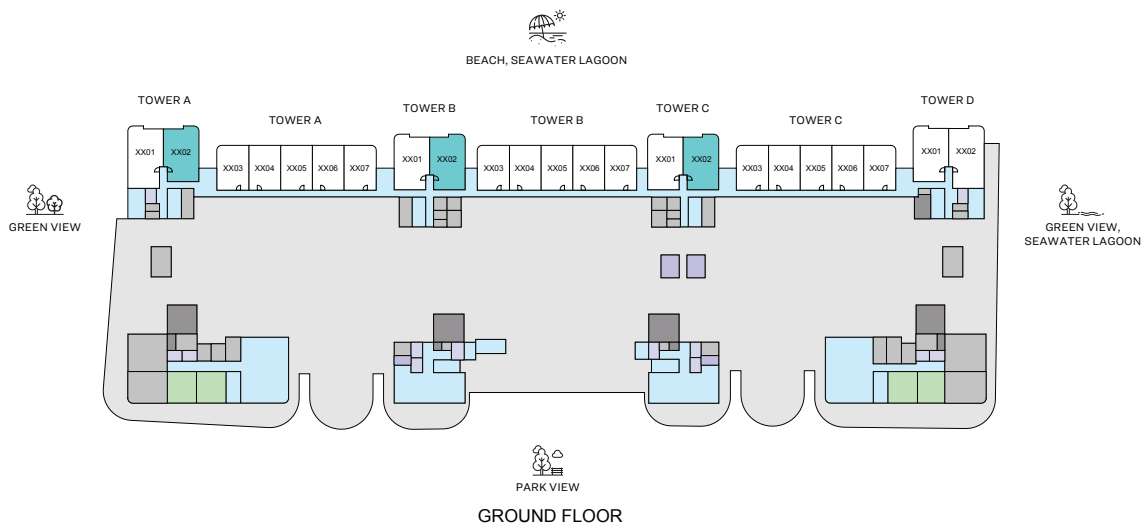
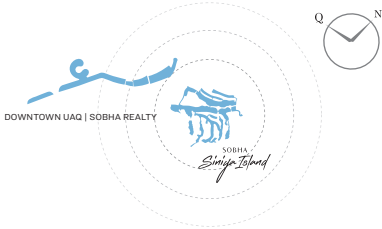
(with powder room + yard)

**TOTAL SALEABLE AREA**  
SUITE RANGE = 973.27 - 993.29 SQ.FT.  
YARD RANGE = 87.08 - 88.26 SQ.FT.  
TOTAL RANGE = 1,060.35 - 1,081.56 SQ.FT.

List of unit numbers with this unit plan:

### VIEWS

Beach, Seawater Lagoon  
B-01, C-01, D-01



# 2

BEDROOM  
APARTMENT

## TYPE L VARIANT 1

(with powder room + yard)

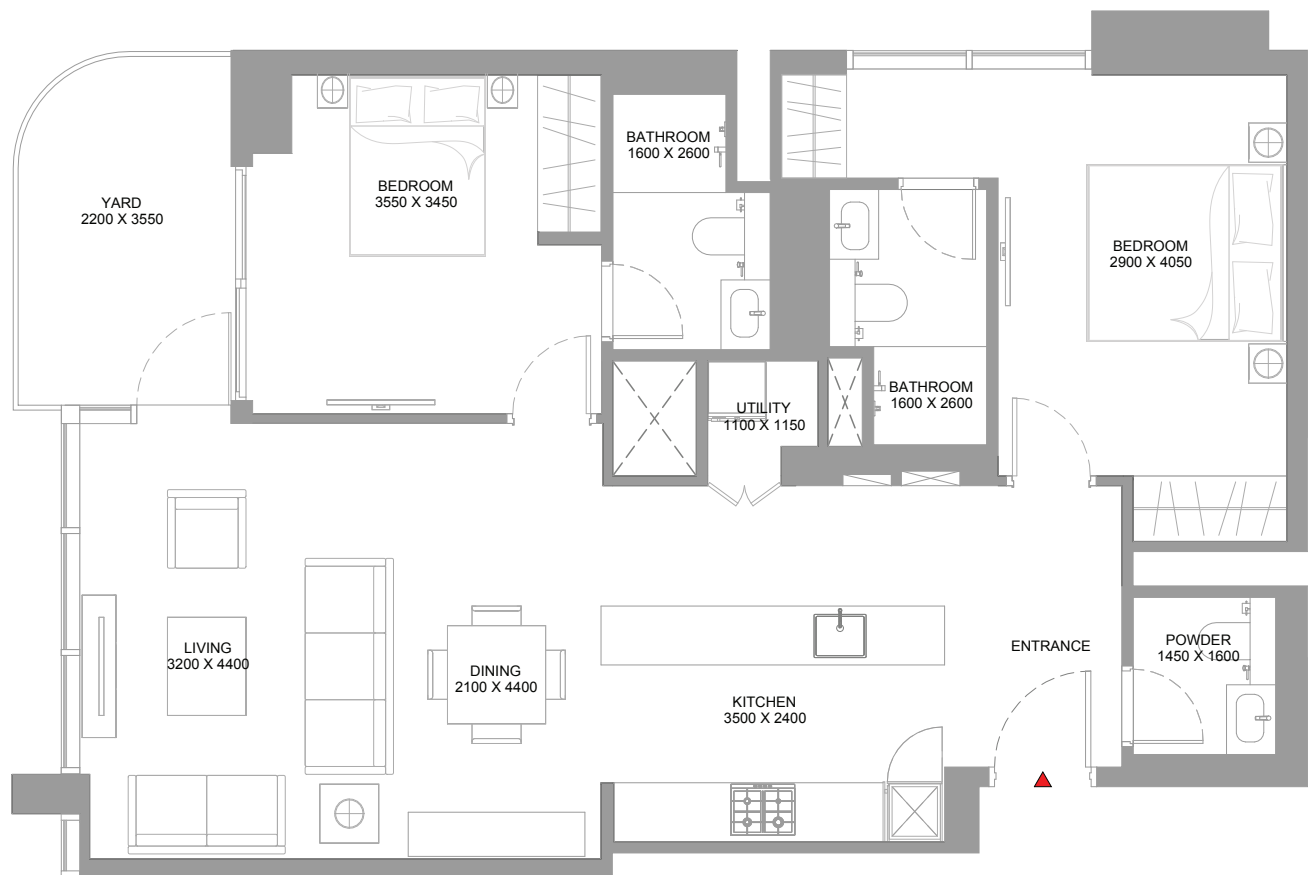
**TOTAL SALEABLE AREA**  
SUITE RANGE = 973.17 - 984.79 SQ.FT.  
YARD RANGE = 87.08 - 88.26 SQ.FT.  
TOTAL RANGE = 1,060.25 - 1,073.05 SQ.FT.

List of unit numbers with this unit plan:

### VIEWS

Beach, Seawater Lagoon  
A-02, B-02, C-02





# 2

BEDROOM  
APARTMENT

## TYPE L VARIANT 1

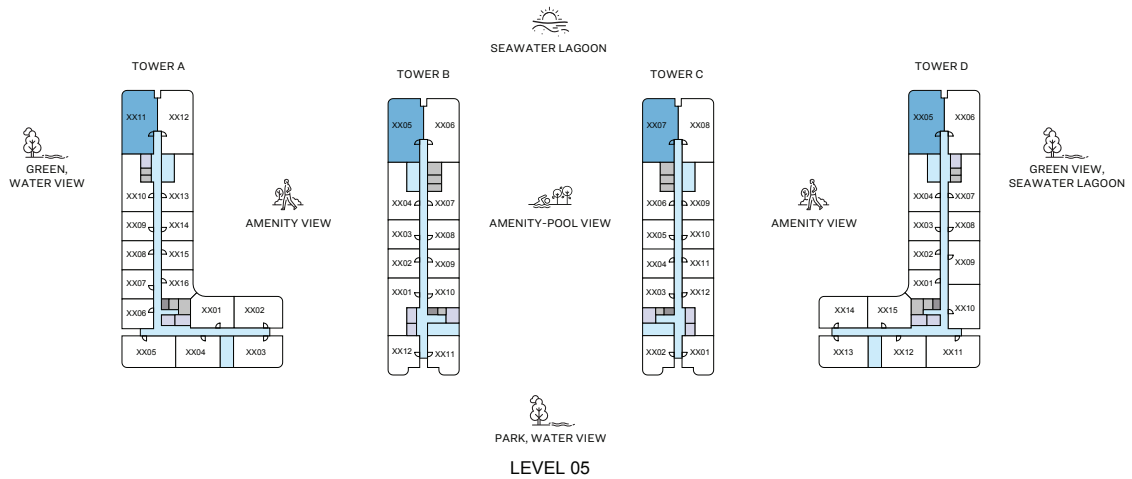
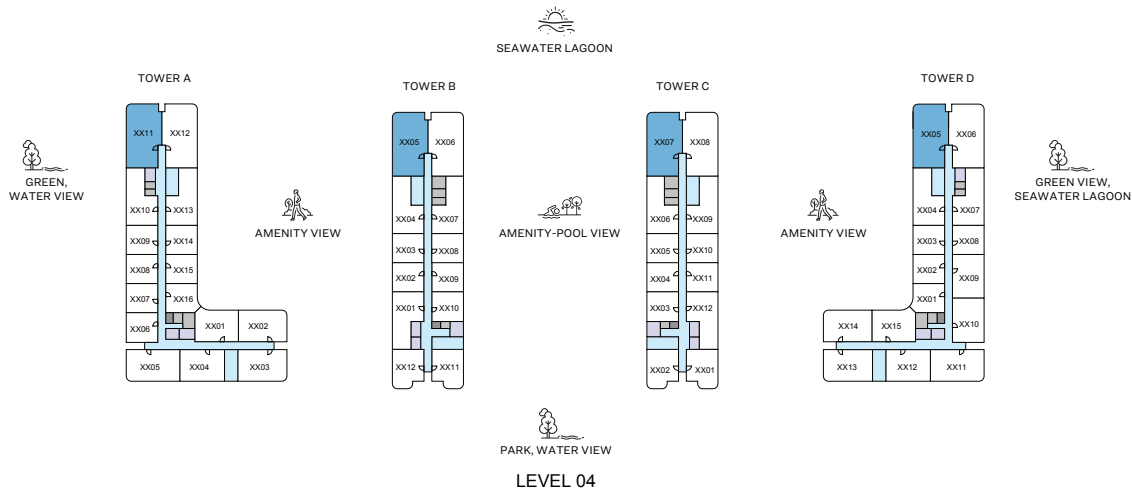
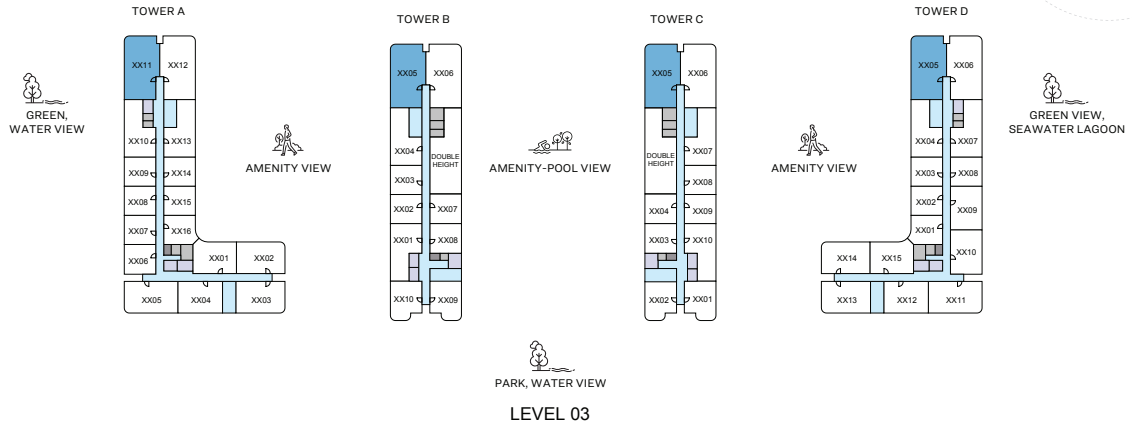
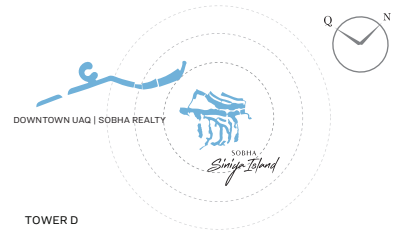
(with powder room + yard)

**TOTAL SALEABLE AREA**  
SUITE RANGE = 973.17 - 984.79 SQ.FT.  
YARD RANGE = 87.08 - 88.26 SQ.FT.  
TOTAL RANGE = 1,060.25 - 1,073.05 SQ.FT.

List of unit numbers with this unit plan:

### VIEWS

Beach, Seawater Lagoon  
A-02, B-02, C-02



# 2

BEDROOM  
APARTMENT

## TYPE M

(with powder room + balcony)

**TOTAL SALEABLE AREA**  
SUITE RANGE = 1,066.81 - 1,067.56 SQ.FT.  
BALCONY RANGE = 143.91 - 146.71 SQ.FT.  
TOTAL RANGE = 1,210.72 - 1,214.28 SQ.FT.

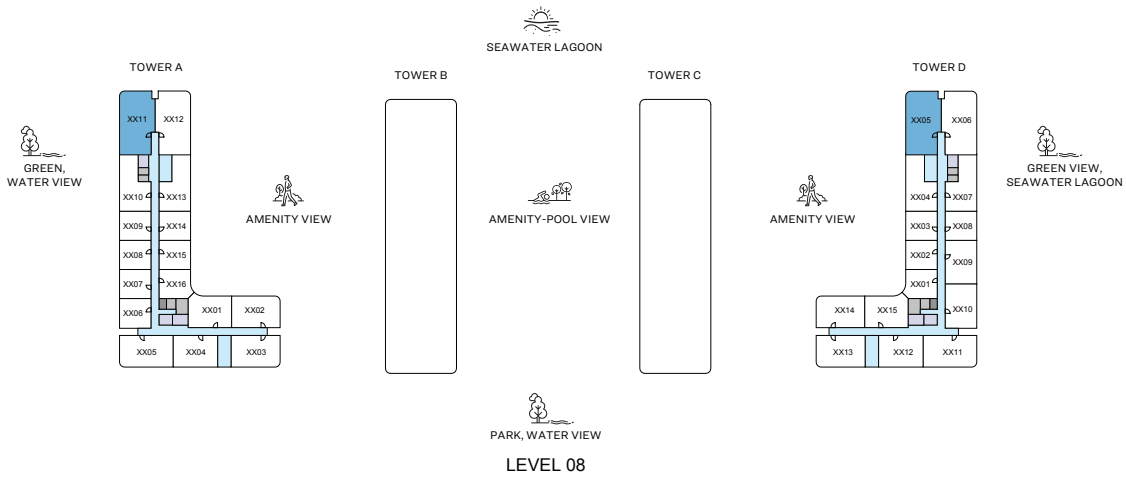
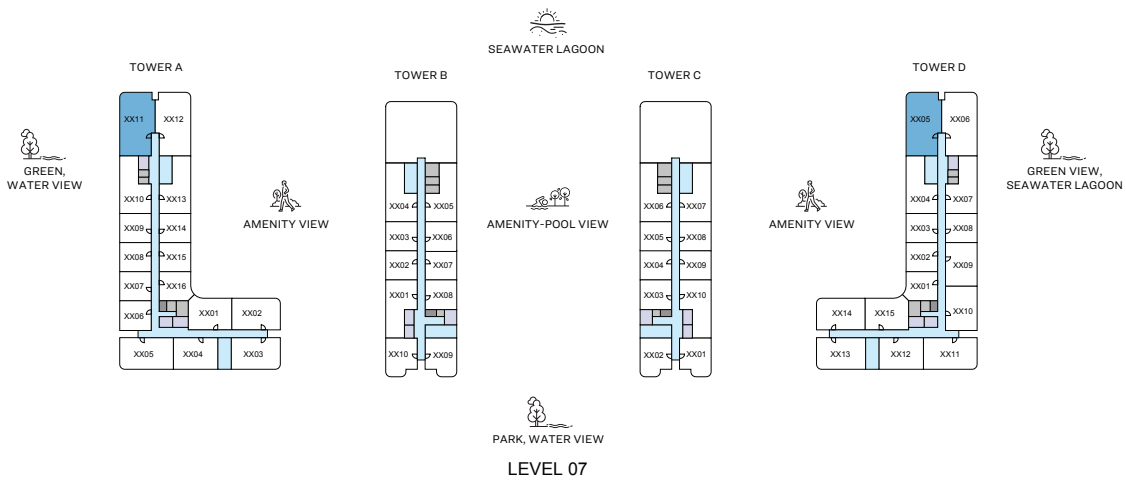
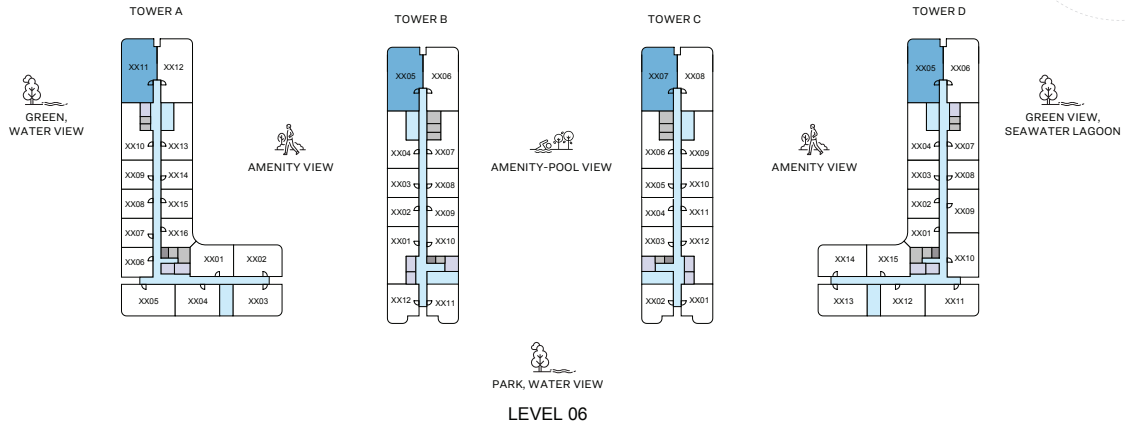
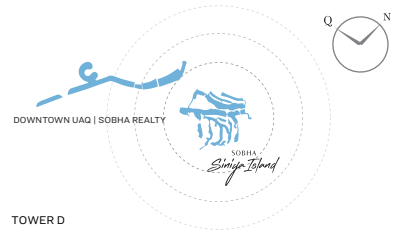
List of unit numbers with this unit plan:

### VIEWS

Green, Water View, Seawater Lagoon  
A-311, A-411, A-511, A-611, A-711, A-811

Seawater Lagoon

B-305, C-305, D-305, B-405, C-407, D-405, B-505, C-507, D-505, B-605, C-607, D-605, D-705, D-805



# 2

BEDROOM  
APARTMENT

## TYPE M

(with powder room + balcony)

**TOTAL SALEABLE AREA**  
SUITE RANGE = 1,066.81 - 1,067.56 SQ.FT.  
BALCONY RANGE = 143.91 - 146.71 SQ.FT.  
TOTAL RANGE = 1,210.72 - 1,214.28 SQ.FT.

List of unit numbers with this unit plan:

### VIEWS

Green, Water View, Seawater Lagoon  
A-311, A-411, A-511, A-611, A-711, A-811

Seawater Lagoon  
B-305, C-305, D-305, B-405, C-407, D-405, B-505, C-507, D-505, B-605, C-607, D-605, D-705, D-805





2  
BEDROOM  
APARTMENT

TYPE M  
(with powder room + balcony)

TOTAL SALEABLE AREA  
SUITE RANGE = 1,066.81 - 1,067.56 SQ.FT.  
BALCONY RANGE = 143.91 - 146.71 SQ.FT.  
TOTAL RANGE = 1,210.72 - 1,214.28 SQ.FT.

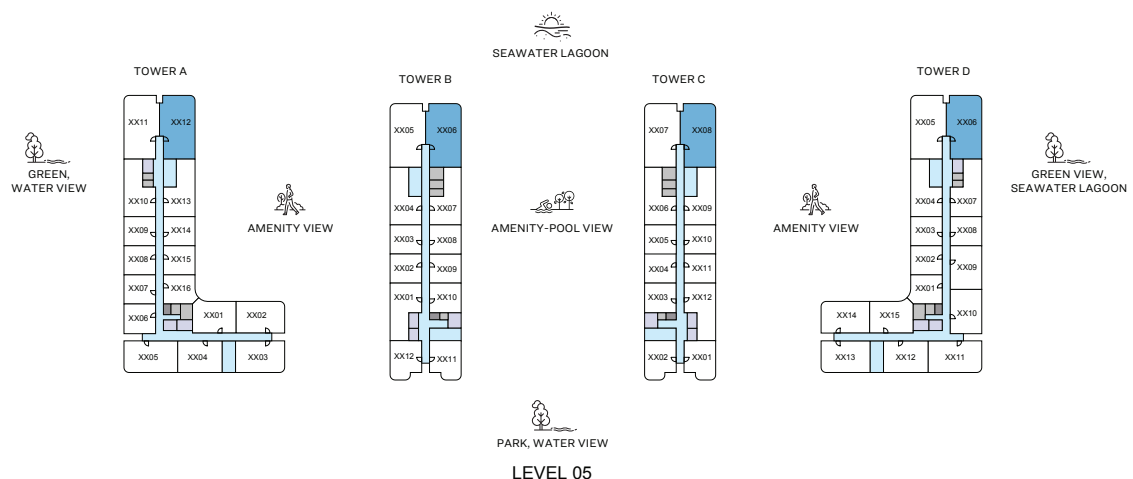
List of unit numbers with this unit plan:

VIEWS

Green, Water View, Seawater Lagoon  
A-311, A-411, A-511, A-611, A-711, A-811

Seawater Lagoon

B-305, C-305, D-305, B-405, C-407, D-405, B-505, C-507, D-505, B-605, C-607, D-605, D-705, D-805

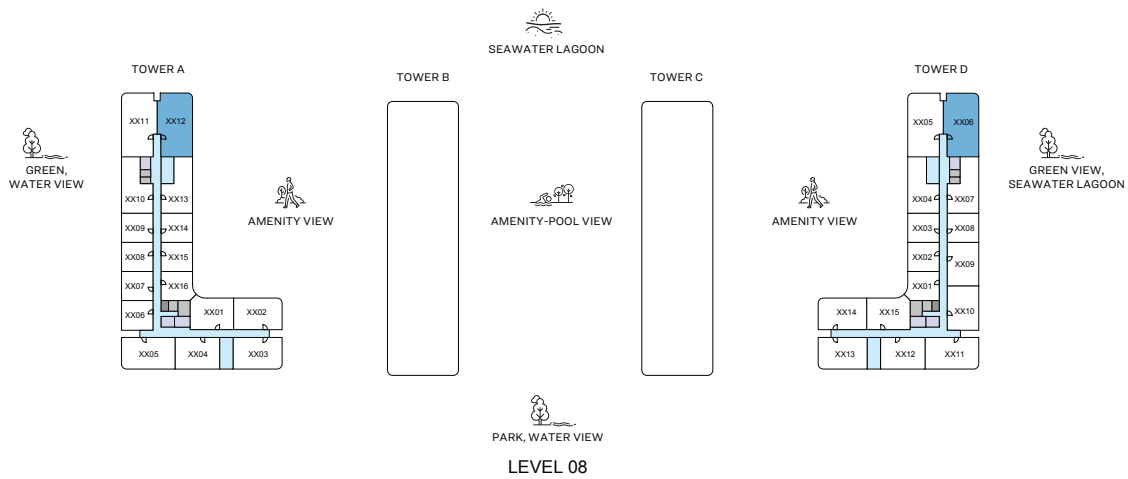
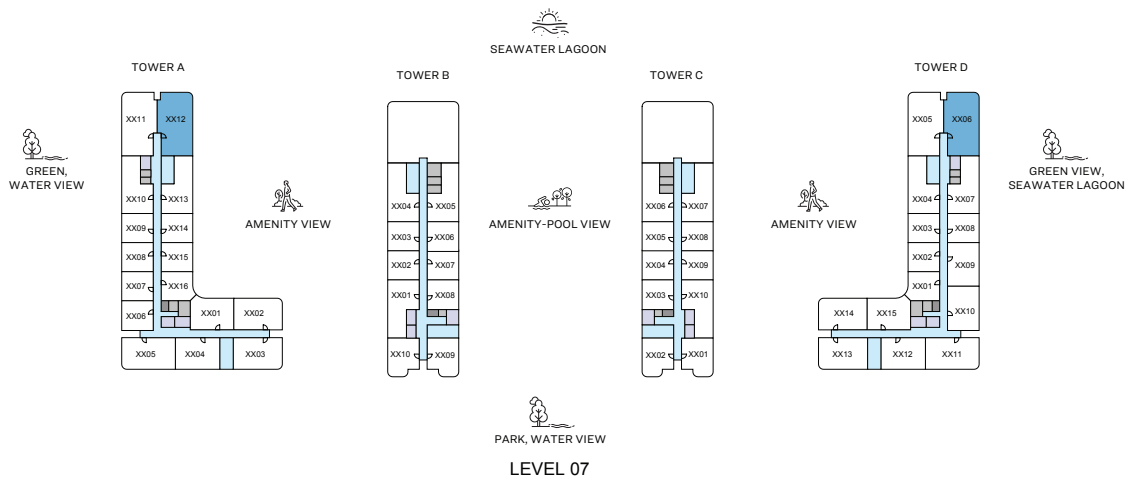
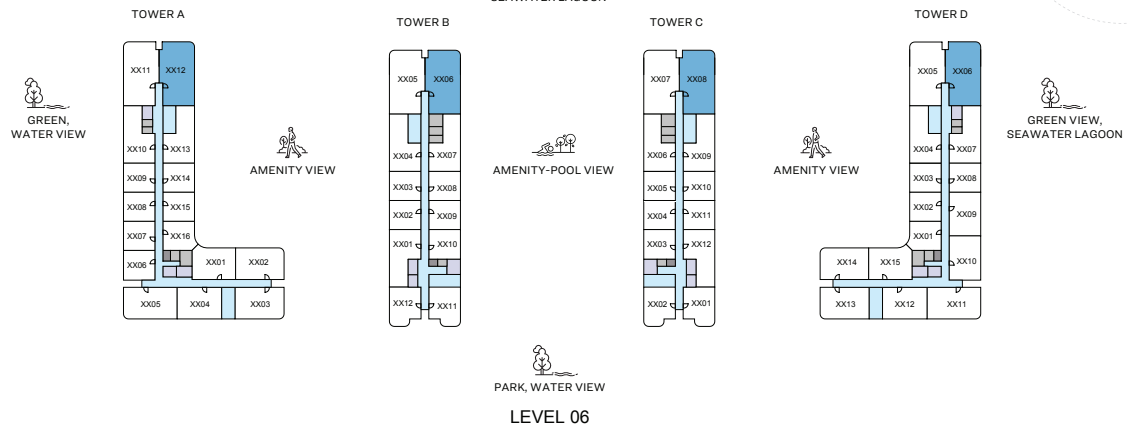
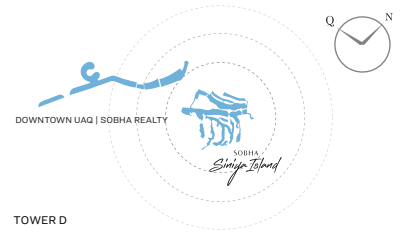


## 2 BEDROOM APARTMENT

(with powder room + balcony)

TOTAL RANGE = 1.210.72 - 1.214.17 SQ.FT.

A-312, B-306, C-306, A-412, B-406, C-408, A-512, B-506, C-508, A-612, B-606, C-608, A-712, A-812



2  
BEDROOM  
APARTMENT

## TYPE M VARIANT 1

(with powder room + balcony)

### TOTAL SALEABLE AREA

SUITE RANGE = 1,066.81 - 1,067.46 SQ.FT.  
BALCONY RANGE = 143.91 - 146.71 SQ.FT.  
TOTAL RANGE = 1,210.72 - 1,214.17 SQ.FT.

List of unit numbers with this unit plan:

### VIEWS

Green View, Seawater Lagoon  
D-306, D-406, D-506, D-606, D-706, D-806

Seawater Lagoon

A-312, B-306, C-306, A-412, B-406, C-408, A-512, B-506, C-508, A-612, B-606, C-608, A-712, A-812





# 2

BEDROOM  
APARTMENT

## TYPE M VARIANT 1

(with powder room + balcony)

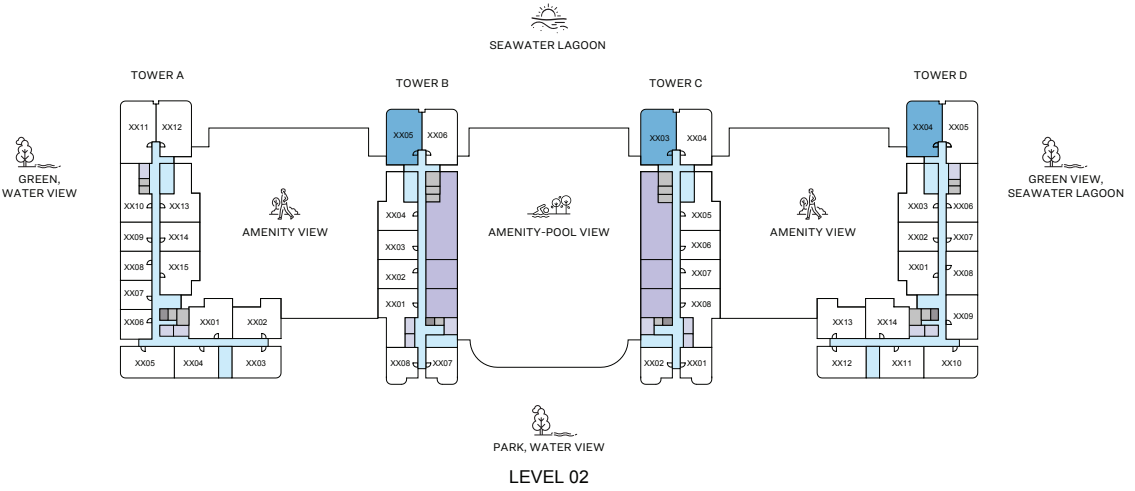
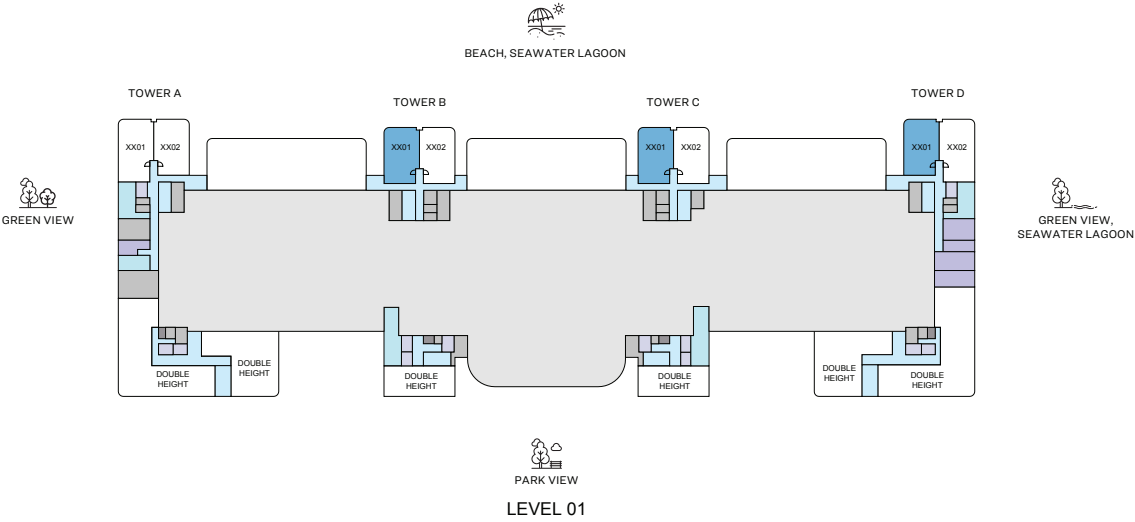
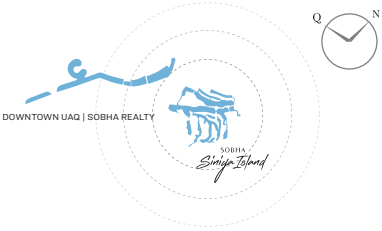
**TOTAL SALEABLE AREA**  
SUITE RANGE = 1,066.81 - 1,067.46 SQ.FT.  
BALCONY RANGE = 143.91 - 146.71 SQ.FT.  
TOTAL RANGE = 1,210.72 - 1,214.17 SQ.FT.

List of unit numbers with this unit plan:

### VIEWS

Green View, Seawater Lagoon  
D-306, D-406, D-506, D-606, D-706, D-806

Seawater Lagoon  
A-312, B-306, C-306, A-412, B-406, C-408, A-512, B-506, C-508, A-612, B-606, C-608, A-712, A-812



# 2

BEDROOM  
APARTMENT

## TYPE N

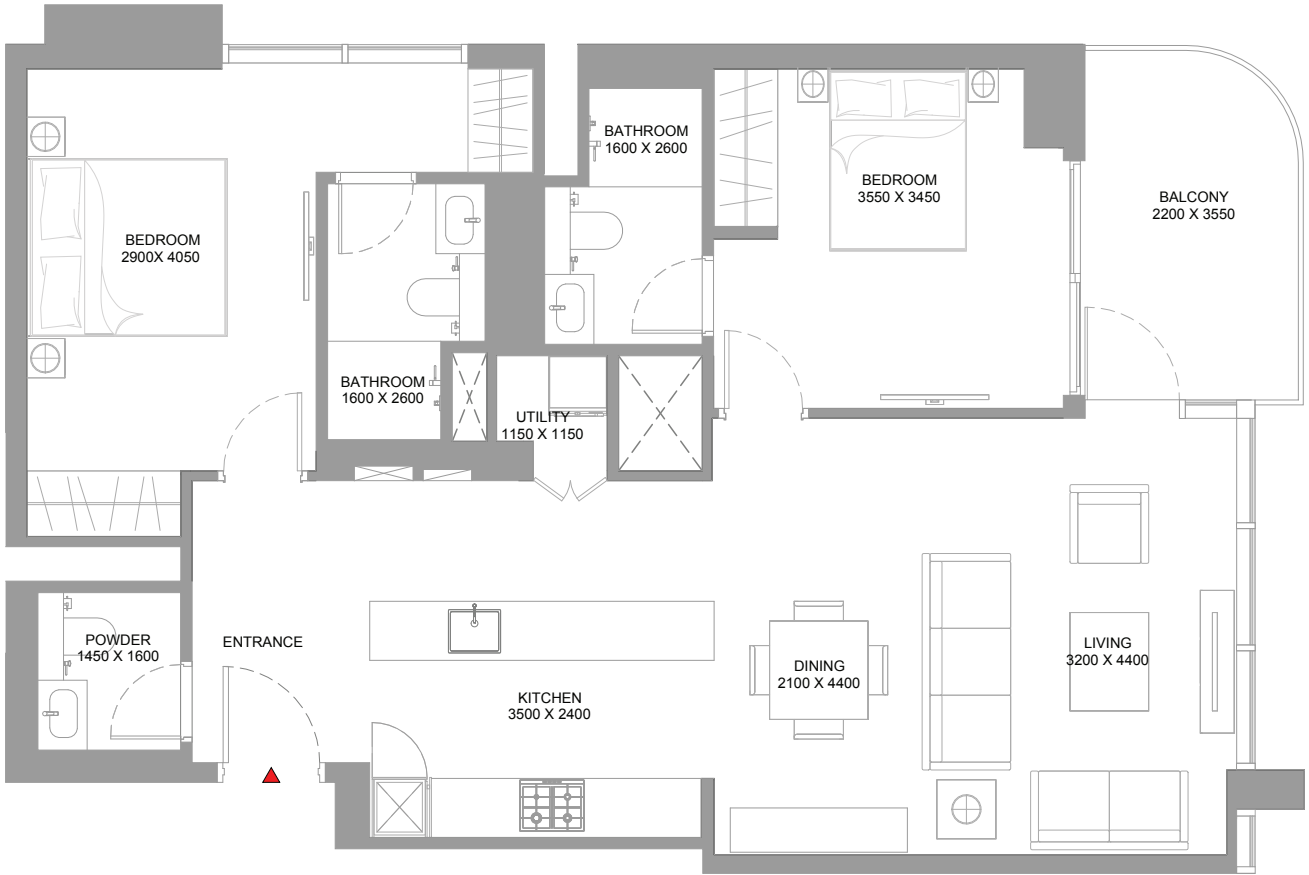
(with powder room + balcony)

**TOTAL SALEABLE AREA**  
SUITE RANGE = 973.17 - 975.10 SQ.FT.  
BALCONY RANGE = 86.86 - 88.26 SQ.FT.  
TOTAL RANGE = 1,061.43 - 1,062.51 SQ.FT.

List of unit numbers with this unit plan:

### VIEWS

Beach, Seawater Lagoon  
B-101, C-101, D-101  
  
Seawater Lagoon  
B-205, C-203, D-204



2  
BEDROOM  
APARTMENT

TYPE N  
(with powder room + balcony)

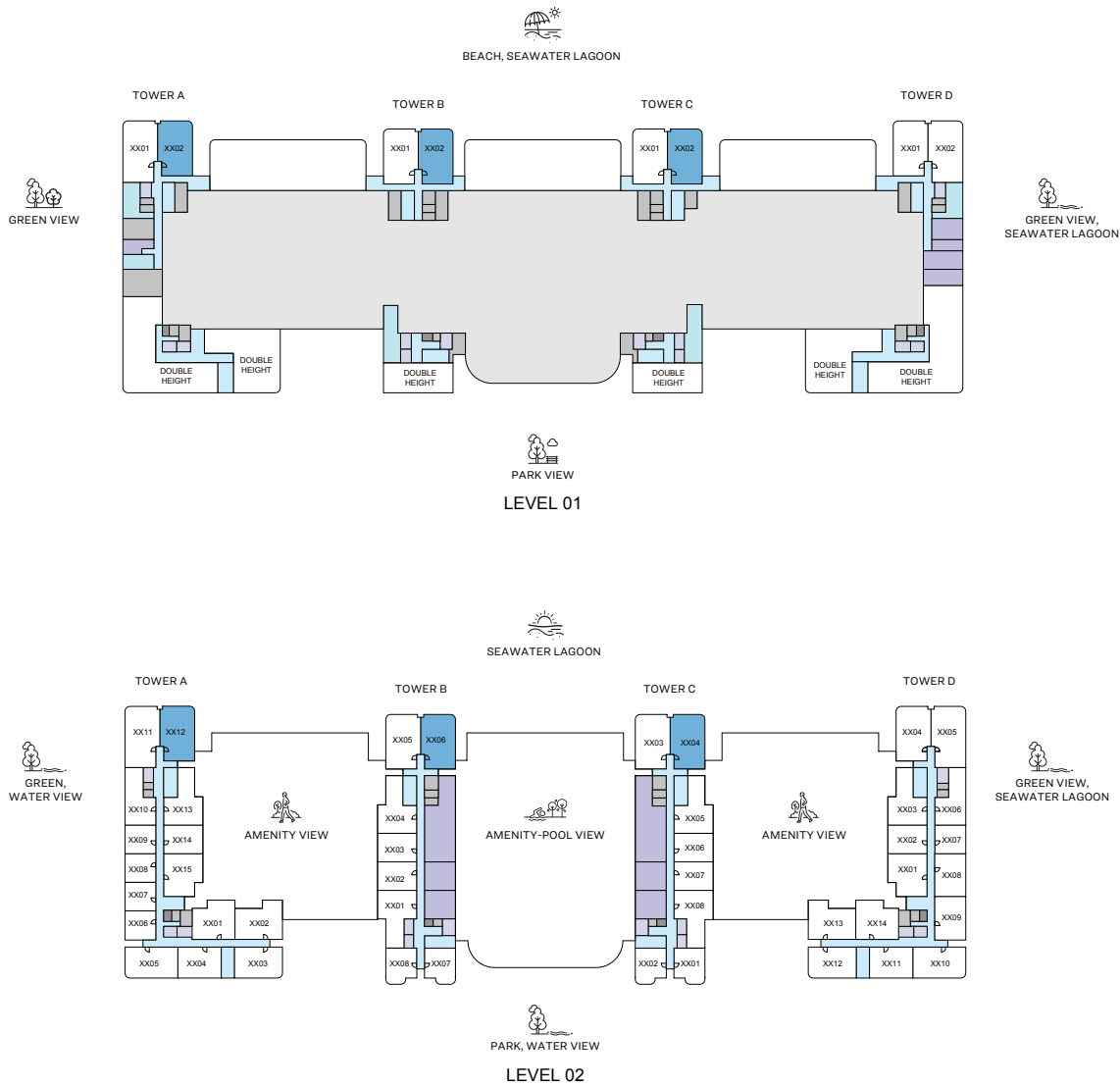
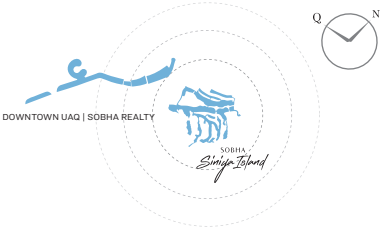
TOTAL SALEABLE AREA  
SUITE RANGE = 973.17 - 975.10 SQ.FT.  
BALCONY RANGE = 86.86 - 88.26 SQ.FT.  
TOTAL RANGE = 1,061.43 - 1,062.51 SQ.FT.

List of unit numbers with this unit plan:

VIEWS

- Beach, Seawater Lagoon  
B-101, C-101, D-101  
  
Seawater Lagoon  
B-205, C-203, D-204





# 2

BEDROOM  
APARTMENT

## TYPE N VARIANT 1

(with powder room + balcony)

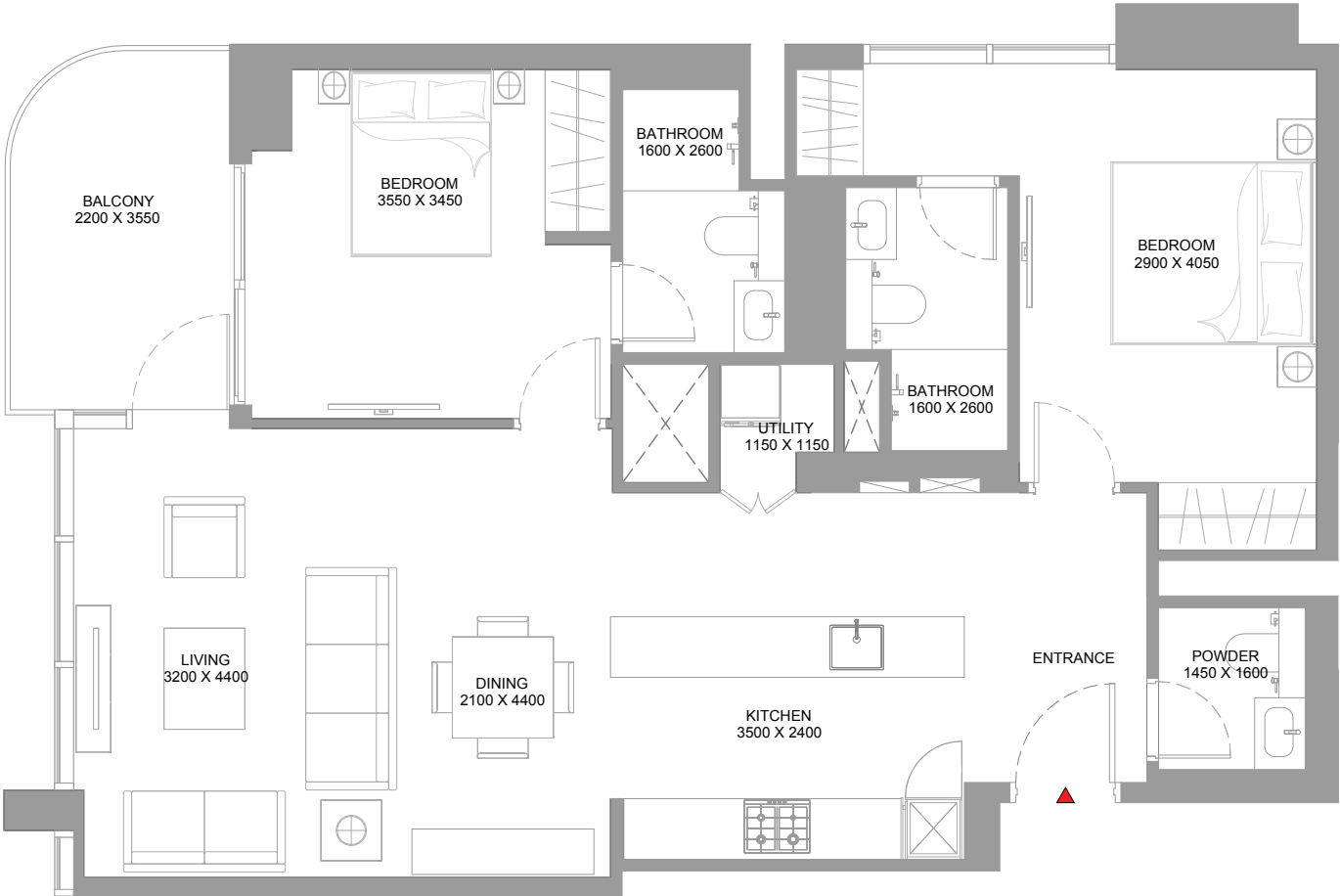
**TOTAL SALEABLE AREA**  
SUITE RANGE = 973.17 - 974.99 SQ.FT.  
BALCONY RANGE = 86.86 - 88.26 SQ.FT.  
TOTAL RANGE = 1,061.32 - 1,062.51 SQ.FT.

List of unit numbers with this unit plan:

### VIEWS

Beach, Seawater Lagoon  
A-102, B-102, C-102

Seawater Lagoon  
A-212, B-206, C-204



# 2

BEDROOM  
APARTMENT

## TYPE N VARIANT 1

(with powder room + balcony)

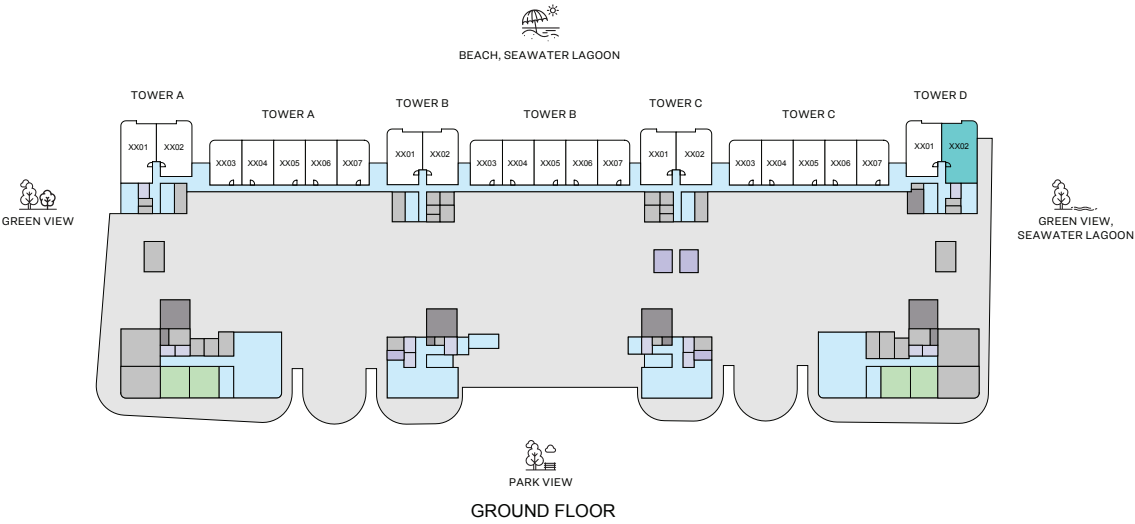
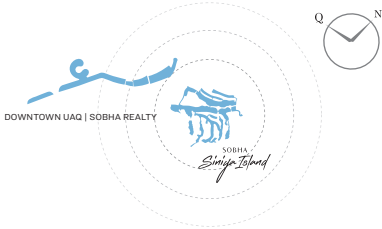
**TOTAL SALEABLE AREA**  
SUITE = 973.17 - 974.99 SQ.FT.  
BALCONY = 86.86 - 88.26 SQ.FT.  
TOTAL = 1,061.32 - 1,062.51 SQ.FT.

List of unit numbers with this unit plan:

**VIEWS**

Beach, Seawater Lagoon  
A-102, B-102, C-102

Seawater Lagoon  
A-212, B-206, C-204



# 2

BEDROOM  
APARTMENT

## TYPE O

(with powder room + yard)

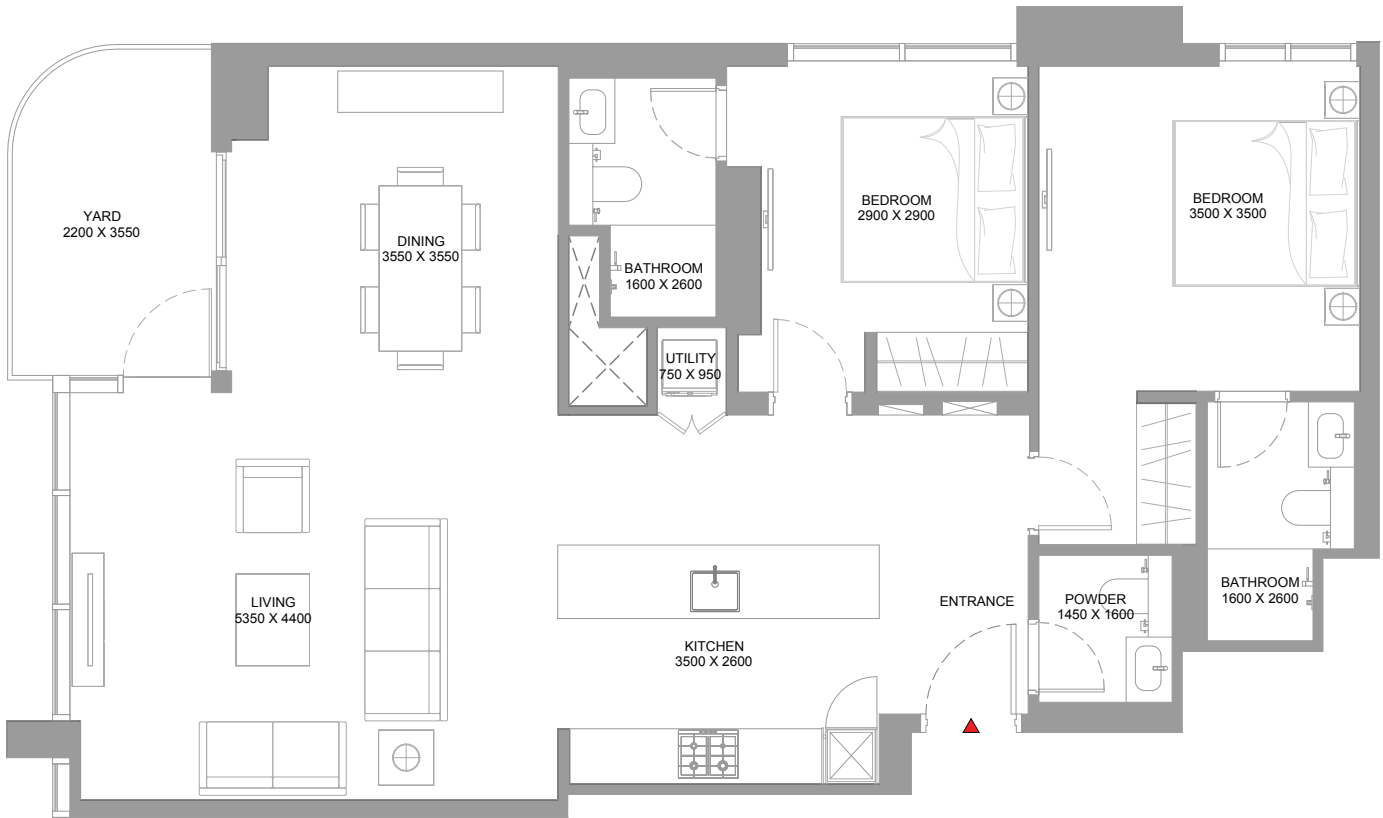
**TOTAL SALEABLE AREA**  
SUITE = 1,106.75 SQ.FT.  
YARD = 87.08 SQ.FT.  
TOTAL = 1,193.83 SQ.FT.

List of unit numbers with this unit plan:

### VIEWS

Beach, Green, Seawater Lagoon  
D-02





# 2

BEDROOM  
APARTMENT

## TYPE O

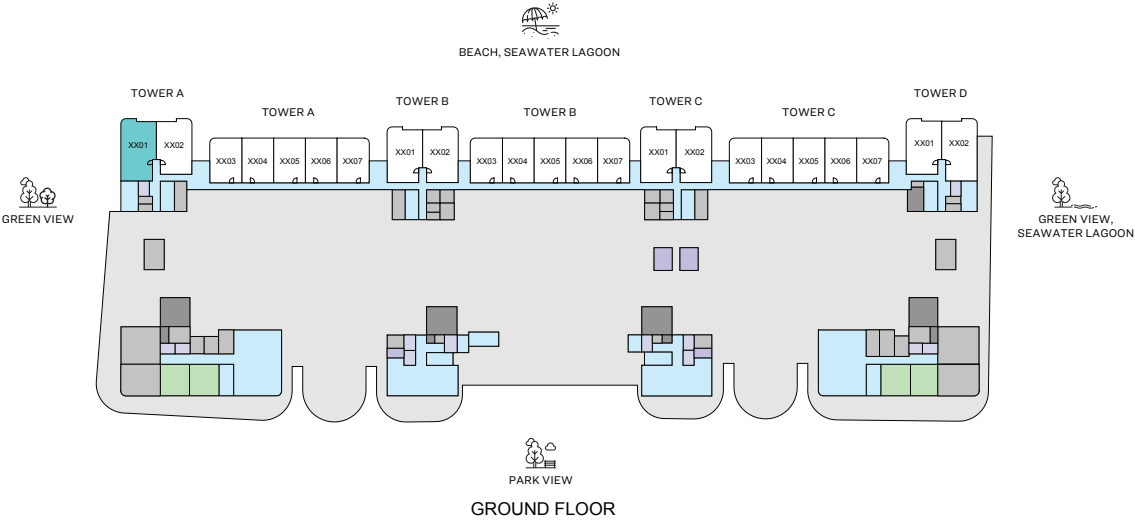
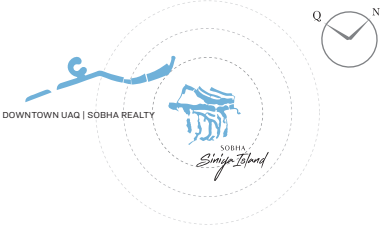
(with powder room + yard)

TOTAL SALEABLE AREA  
SUITE = 1,106.75 SQ.FT.  
YARD = 87.08 SQ.FT.  
TOTAL = 1,193.83 SQ.FT.

List of unit numbers with this unit plan:

### VIEWS

Beach, Green, Seawater Lagoon  
D-02



2  
BEDROOM  
APARTMENT

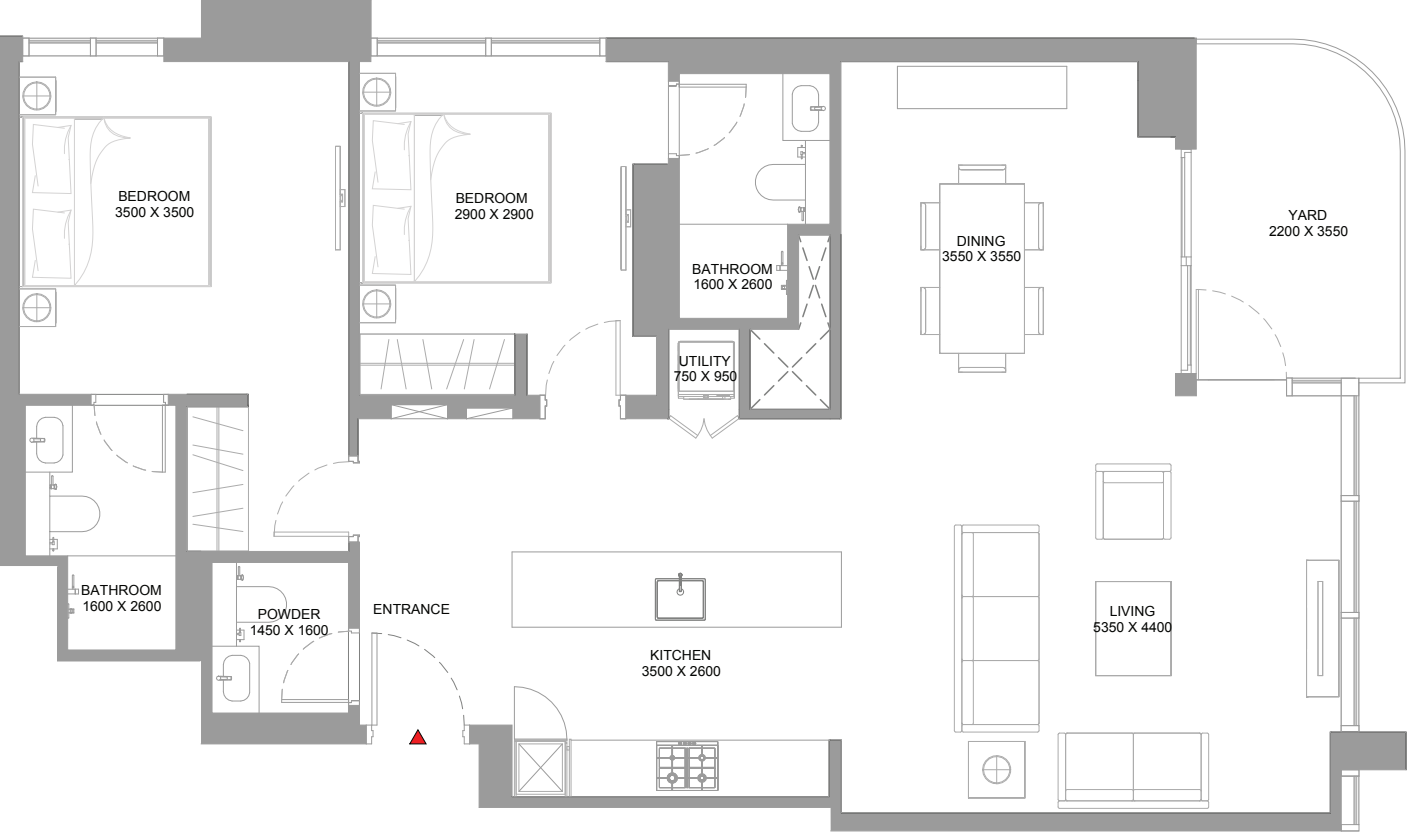
TYPE O  
VARIANT 1  
(with powder room + yard)

TOTAL SALEABLE AREA  
SUITE = 1,106.85 SQ.FT.  
YARD = 87.08 SQ.FT.  
TOTAL = 1,193.93 SQ.FT.

List of unit numbers with this unit plan:

VIEWS

Beach, Green, Seawater Lagoon  
A-01



2  
BEDROOM  
APARTMENT

TYPE O  
VARIANT 1  
(with powder room + yard)

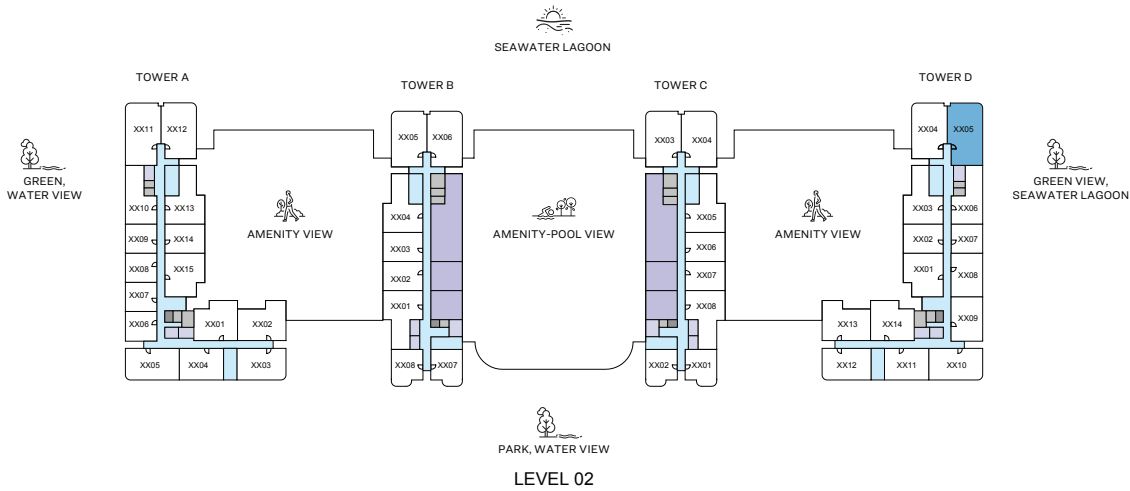
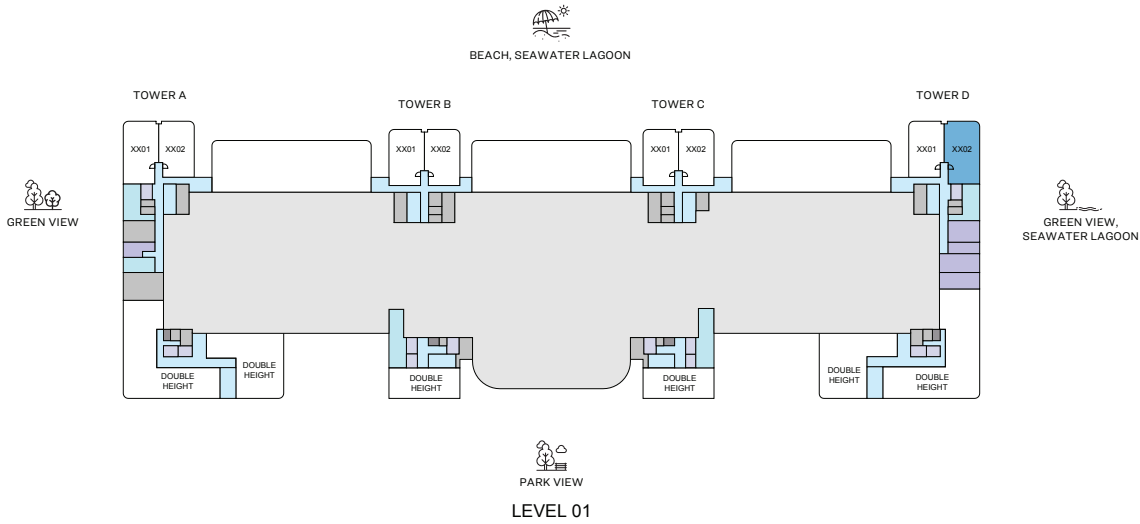
TOTAL SALEABLE AREA  
SUITE = 1,106.85 SQ.FT.  
YARD = 87.08 SQ.FT.  
TOTAL = 1,193.93 SQ.FT.

List of unit numbers with this unit plan:

VIEWS

Beach, Green, Seawater Lagoon  
A-01





# 2

BEDROOM  
APARTMENT

## TYPE P

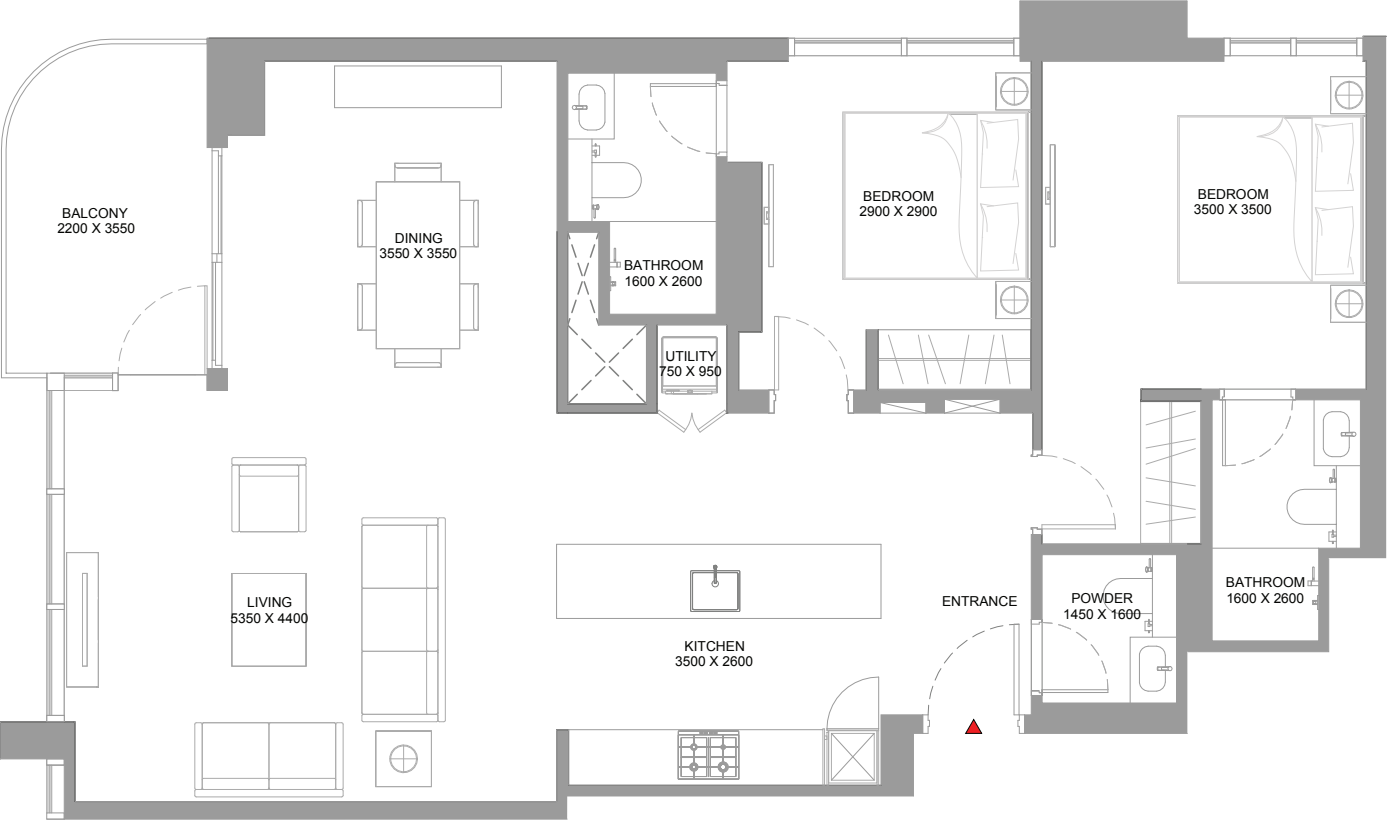
(with powder room + balcony)

**TOTAL SALEABLE AREA**  
SUITE RANGE = 1,106.75 - 1,108.47 SQ.FT.  
BALCONY = 86.86 SQ.FT.  
TOTAL RANGE = 1,193.61 - 1,195.33 SQ.FT.

List of unit numbers with this unit plan:

### VIEWS

- Beach, Green, Seawater Lagoon  
D-102
- Green View, Seawater Lagoon  
D-205



# 2

BEDROOM  
APARTMENT

## TYPE P

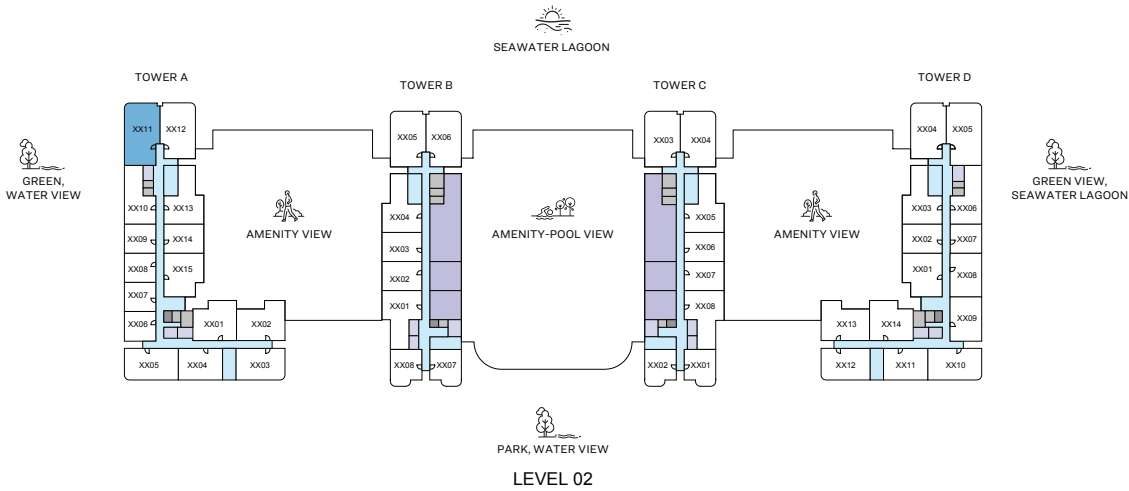
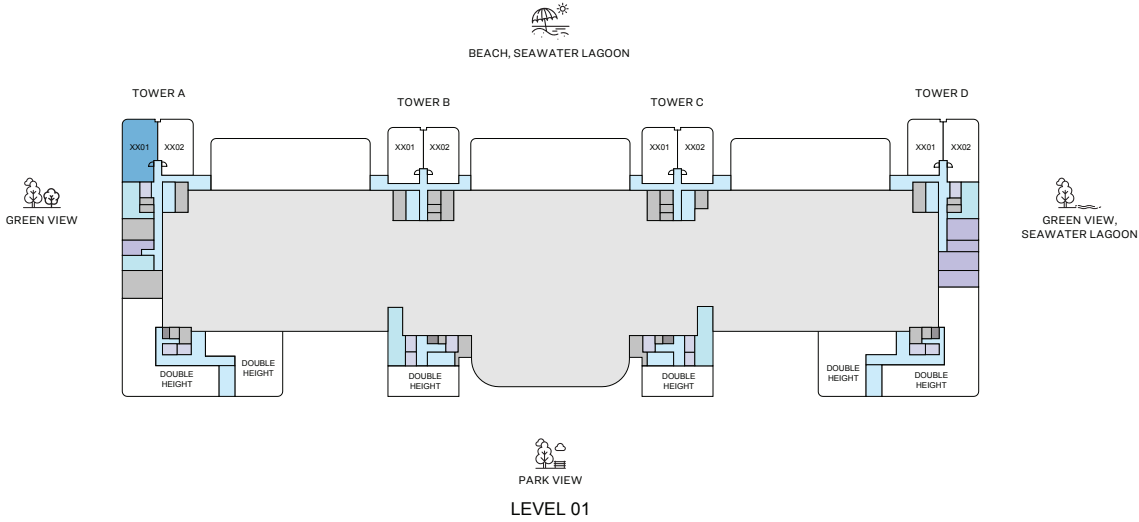
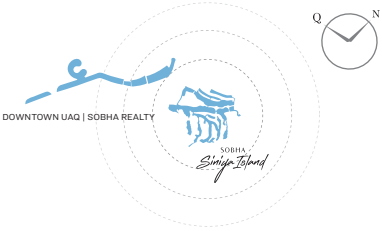
(with powder room + balcony)

**TOTAL SALEABLE AREA**  
SUITE RANGE = 1,106.75 - 1,108.47 SQ.FT.  
BALCONY = 86.86 SQ.FT.  
TOTAL RANGE = 1,193.61 - 1,195.33 SQ.FT.

List of unit numbers with this unit plan:

### VIEWS

- Beach, Green, Seawater Lagoon  
D-102
- Green View, Seawater Lagoon  
D-205



# 2

BEDROOM  
APARTMENT

## TYPE P VARIANT 1

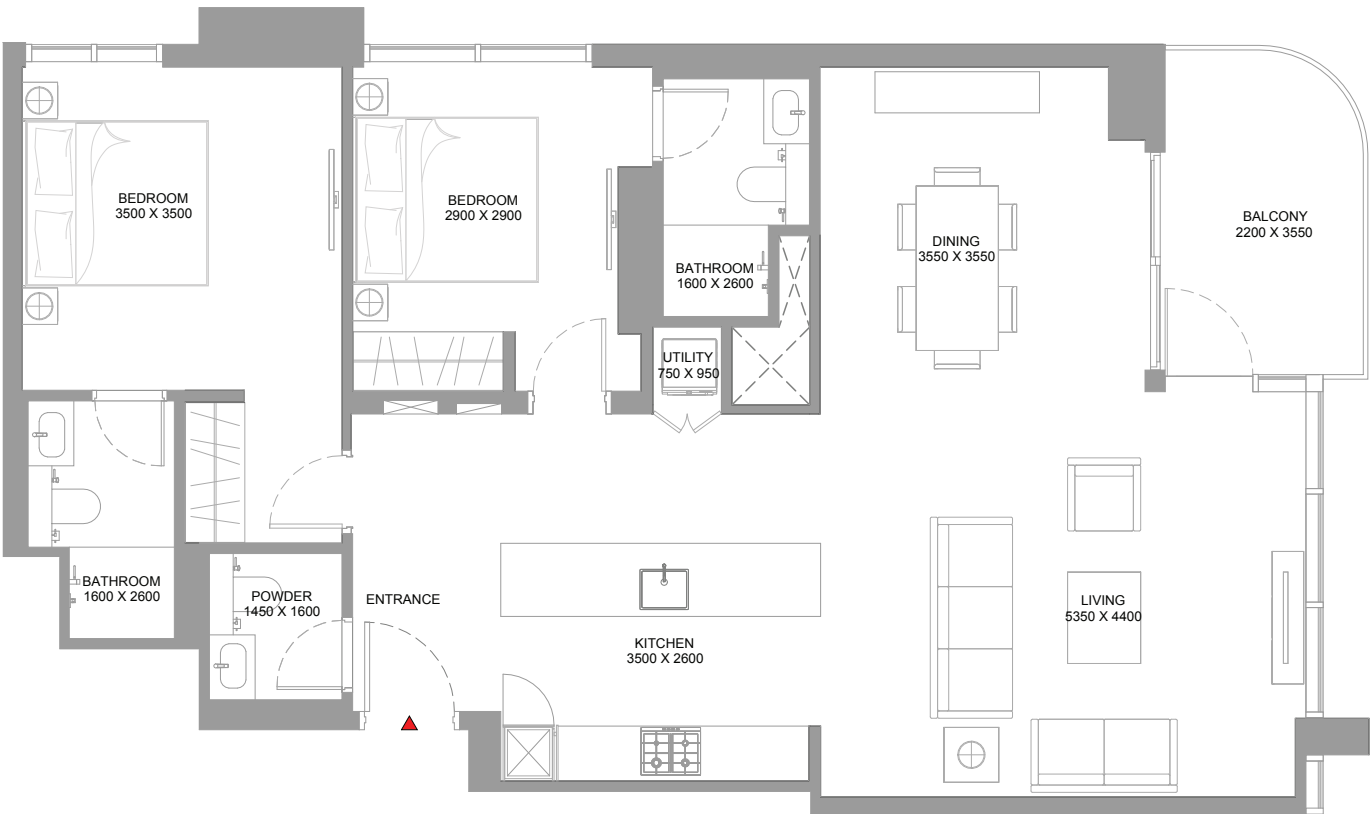
(with powder room + balcony)

**TOTAL SALEABLE AREA**  
SUITE RANGE = 1,106.64 - 1,108.25 SQ.FT.  
BALCONY = 86.86 SQ.FT.  
TOTAL RANGE = 1,193.50 - 1,195.12 SQ.FT.

List of unit numbers with this unit plan:

### VIEWS

- Beach, Green, Seawater Lagoon  
A-101
- Green, Water View, Seawater Lagoon  
A-211



2  
BEDROOM  
APARTMENT

TYPE P  
VARIANT 1  
(with powder room + balcony)

TOTAL SALEABLE AREA  
SUITE RANGE = 1,106.64 - 1,108.25 SQ.FT.  
BALCONY = 86.86 SQ.FT.  
TOTAL RANGE = 1,193.50 - 1,195.12 SQ.FT.

List of unit numbers with this unit plan:

VIEWS

- Beach, Green, Seawater Lagoon  
A-101  
Green, Water View, Seawater Lagoon  
A-211



**Disclaimer:**

i For renders : The images use computer graphics technology (photorealistic rendering) to showcase the building and apartment's design, including the façade, elevations, and interiors. All furniture, lighting, finishes, facade, and art shown are for marketing purposes only. All contents in these images are for illustrative purposes only and subject to change.

ii Stock : The images shown are for illustration purposes only and may not be an exact representation of the product.

iii Amenities : The Amenities mentioned are only representational and informative. Information, images and visuals, or locations shown hereby are only an indicative of the envisaged developments and the same are subject to approvals from local authorities. The Developer reserves rights to make additions, deletions, alterations, or amendments without prior notice.



**SOBHA**  
REALTY