



# hado

FLOOR PLANS  
TOWER A

BY BEYOND



hado

TOWER A

# RESIDENCES

BEYOND



UNIT - A101

1 BEDROOM

TYPE 1 - 1



hado

BY BEYOND

INTERNAL AREA	731.41	SQ.FT
EXTERNAL AREA	344.88	SQ.FT
TOTAL AREA	1076.28	SQ.FT

KEY SECTION





UNIT - A102

# 1 BEDROOM

TYPE 1 - 1



# hado

BY BEYOND

INTERNAL AREA	728.07	SQ.FT
EXTERNAL AREA	344.98	SQ.FT
TOTAL AREA	1073.05	SQ.FT

## KEY SECTION





UNIT - A103

# 1 BEDROOM

TYPE 1 - 1



# hado

BY BEYOND

INTERNAL AREA	728.07	SQ.FT
EXTERNAL AREA	344.98	SQ.FT
TOTAL AREA	1073.05	SQ.FT

## KEY SECTION





UNIT - A105

# 1 BEDROOM

TYPE 1 - 1



hado

BY BEYOND

INTERNAL AREA	732.81	SQ.FT
EXTERNAL AREA	344.98	SQ.FT
TOTAL AREA	1077.79	SQ.FT

## KEY SECTION





UNIT - A106

# 1 BEDROOM

TYPE 1 - 1



# hado

BY BEYOND

INTERNAL AREA	728.29	SQ.FT
EXTERNAL AREA	342.29	SQ.FT
TOTAL AREA	1070.58	SQ.FT

## KEY SECTION





UNIT - A110

1 BEDROOM

TYPE 1 - 1



hado

BY BEYOND

INTERNAL AREA	720.32	SQ.FT
EXTERNAL AREA	346.38	SQ.FT
TOTAL AREA	1066.7	SQ.FT

KEY SECTION





UNIT - A111

# 1 BEDROOM

TYPE 1 - 1



hado

BY BEYOND

INTERNAL AREA	728.29	SQ.FT
EXTERNAL AREA	347.14	SQ.FT
TOTAL AREA	1075.42	SQ.FT

KEY SECTION





UNIT - A112

1 BEDROOM

TYPE 1 - 1



hado

BY BEYOND

INTERNAL AREA	728.29	SQ.FT
EXTERNAL AREA	347.14	SQ.FT
TOTAL AREA	1075.42	SQ.FT

KEY SECTION





UNIT - A113

1 BEDROOM

TYPE 1 - 1



hado

BY BEYOND

INTERNAL AREA	728.18	SQ.FT
EXTERNAL AREA	347.24	SQ.FT
TOTAL AREA	1075.42	SQ.FT

KEY SECTION





UNIT - A114

1 BEDROOM

TYPE 1 - 1




hado

BY BEYOND

INTERNAL AREA	728.18	SQ.FT
EXTERNAL AREA	337.99	SQ.FT
TOTAL AREA	1066.17	SQ.FT

KEY SECTION





UNIT - A115

1 BEDROOM

TYPE 3 - 1



hado

BY BEYOND

INTERNAL AREA	658.32	SQ.FT
EXTERNAL AREA	338.42	SQ.FT
TOTAL AREA	996.74	SQ.FT

KEY SECTION





UNIT - A116

1 BEDROOM

TYPE 1 - 1



hado

BY BEYOND

INTERNAL AREA	728.39	SQ.FT
EXTERNAL AREA	345.2	SQ.FT
TOTAL AREA	1073.59	SQ.FT

KEY SECTION





UNIT - A118

# 1 BEDROOM

TYPE 2



# hado

BY BEYOND

INTERNAL AREA	797.71	SQ.FT
EXTERNAL AREA	379.43	SQ.FT
TOTAL AREA	1177.14	SQ.FT

## KEY SECTION





UNIT - A119

1 BEDROOM

TYPE 1 - 1



hado

BY BEYOND

INTERNAL AREA	731.41	SQ.FT
EXTERNAL AREA	342.08	SQ.FT
TOTAL AREA	1073.48	SQ.FT

KEY SECTION

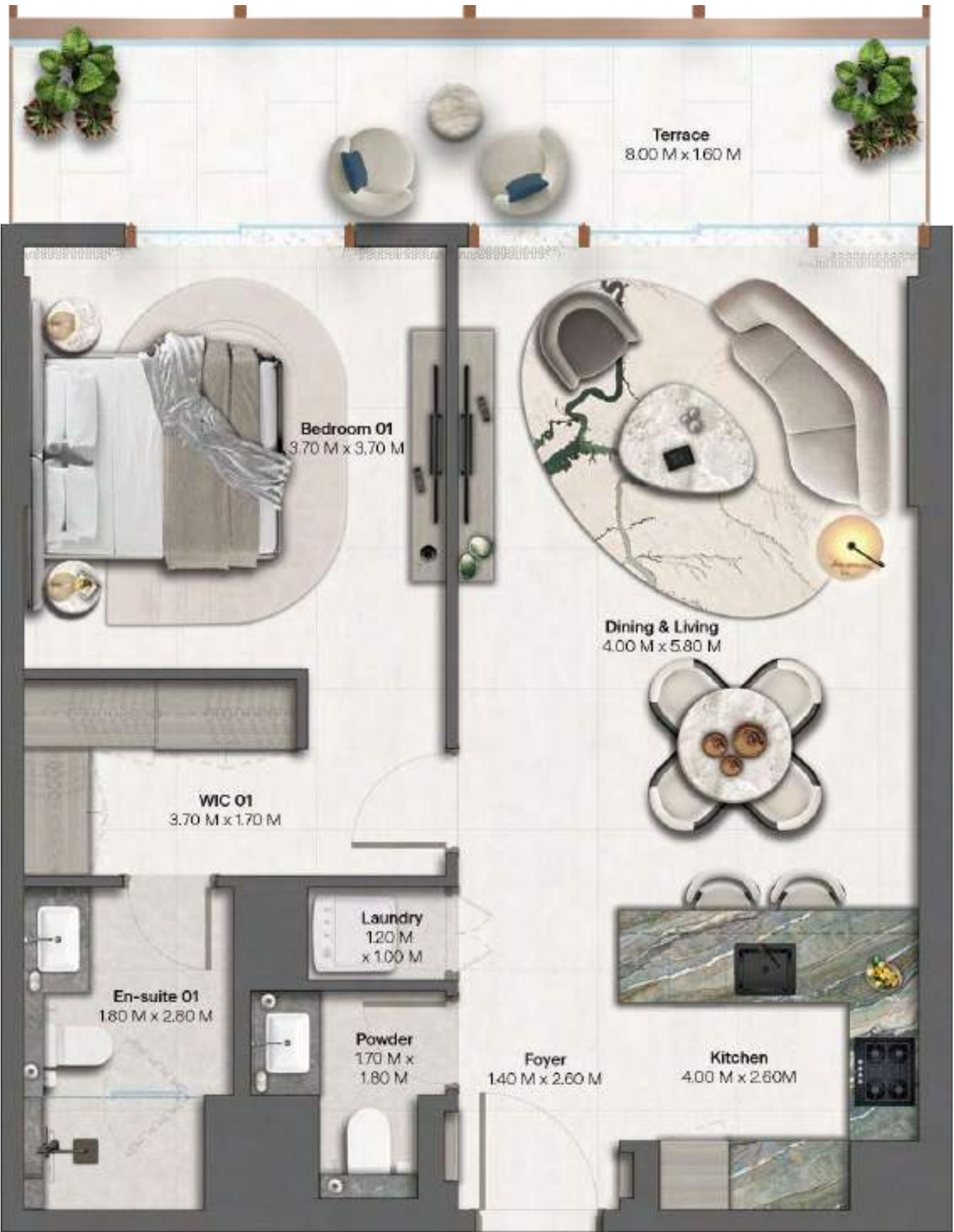




UNIT - A201

# 1 BEDROOM

TYPE 1 - 2



hado

BY BEYOND

INTERNAL AREA	731.41	SQ.FT
EXTERNAL AREA	138.64	SQ.FT
TOTAL AREA	870.05	SQ.FT

## KEY SECTION





UNIT - A202

# 1 BEDROOM

TYPE 1



# hado

BY BEYOND

INTERNAL AREA	728.07	SQ.FT
EXTERNAL AREA	103.66	SQ.FT
TOTAL AREA	831.73	SQ.FT

## KEY SECTION





UNIT - A203

# 1 BEDROOM

TYPE 1



hado

BY BEYOND

INTERNAL AREA	728.07	SQ.FT
EXTERNAL AREA	103.66	SQ.FT
TOTAL AREA	831.73	SQ.FT

## KEY SECTION





UNIT - A205

# 1 BEDROOM

TYPE 1



# hado

BY BEYOND

INTERNAL AREA	732.81	SQ.FT
EXTERNAL AREA	102.58	SQ.FT
TOTAL AREA	835.39	SQ.FT

## KEY SECTION





UNIT - A206

# 1 BEDROOM

TYPE 1 - 3



# hado

BY BEYOND

INTERNAL AREA	724.52	SQ.FT
EXTERNAL AREA	66.84	SQ.FT
TOTAL AREA	791.36	SQ.FT

## KEY SECTION

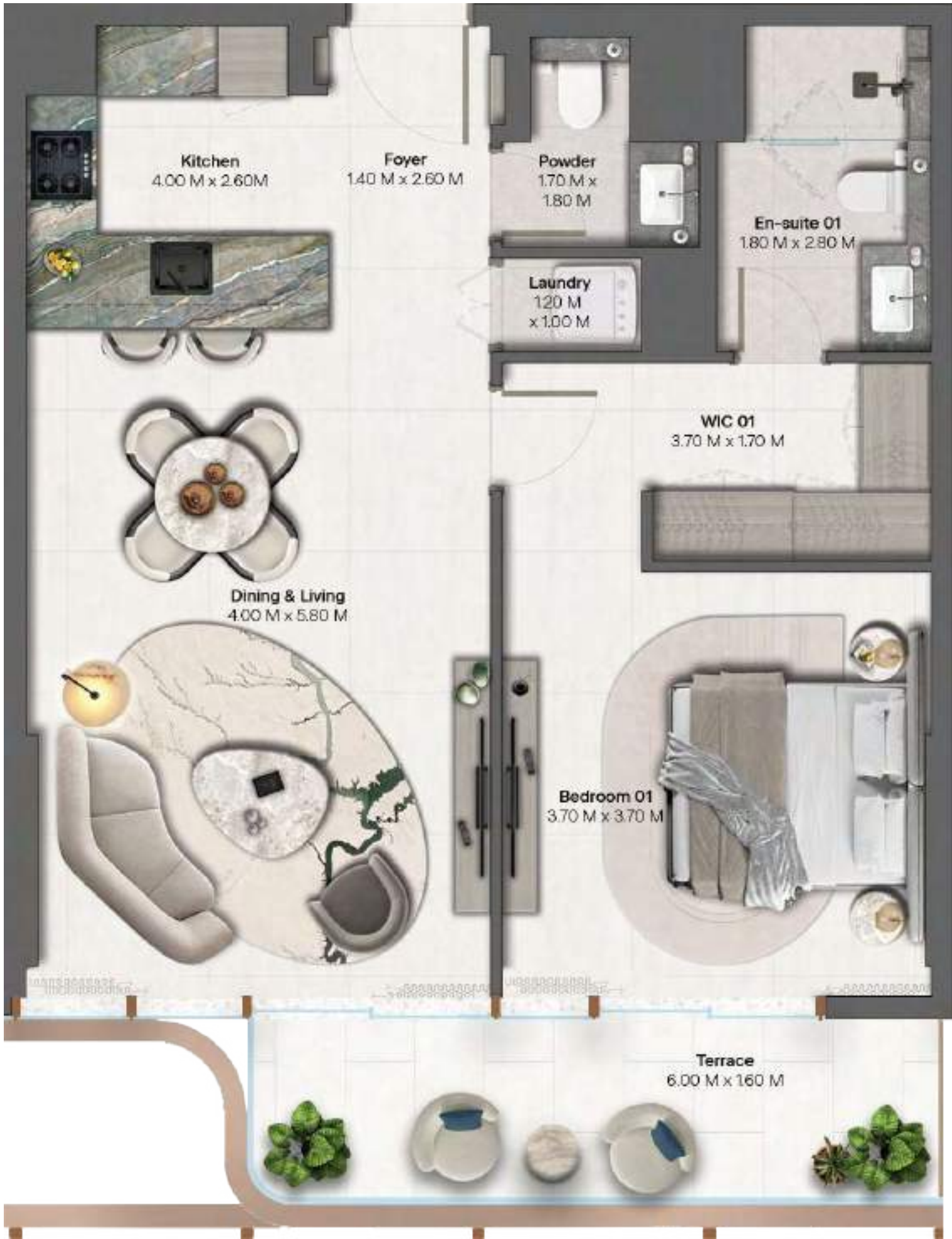




UNIT - A210

# 1 BEDROOM

TYPE 1



# hado

BY BEYOND

INTERNAL AREA	729.04	SQ.FT
EXTERNAL AREA	102.69	SQ.FT
TOTAL AREA	831.73	SQ.FT

## KEY SECTION

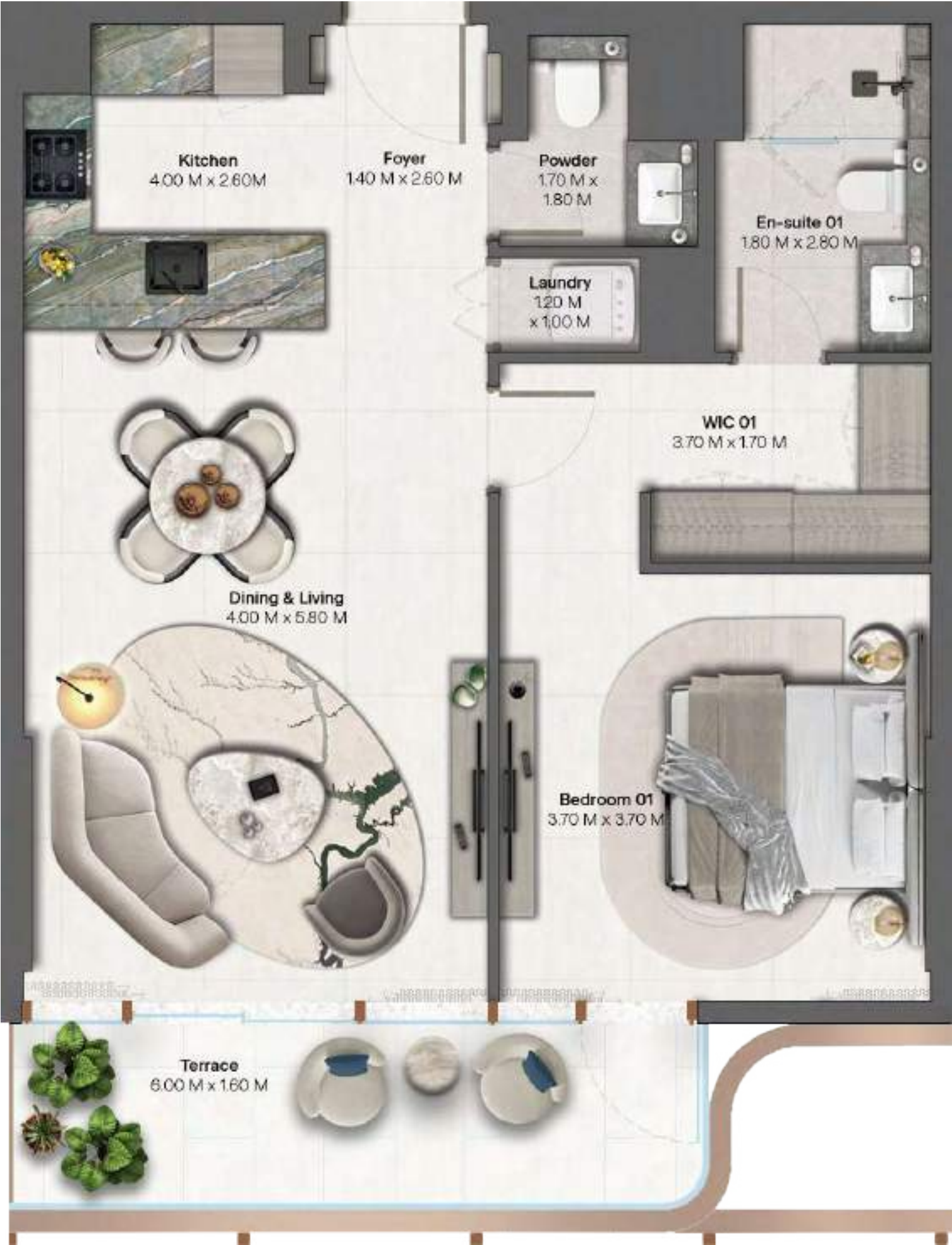




UNIT - A211

1 BEDROOM

TYPE 1



hado

BY BEYOND

INTERNAL AREA	728.07	SQ.FT
EXTERNAL AREA	101.83	SQ.FT
TOTAL AREA	829.9	SQ.FT

KEY SECTION

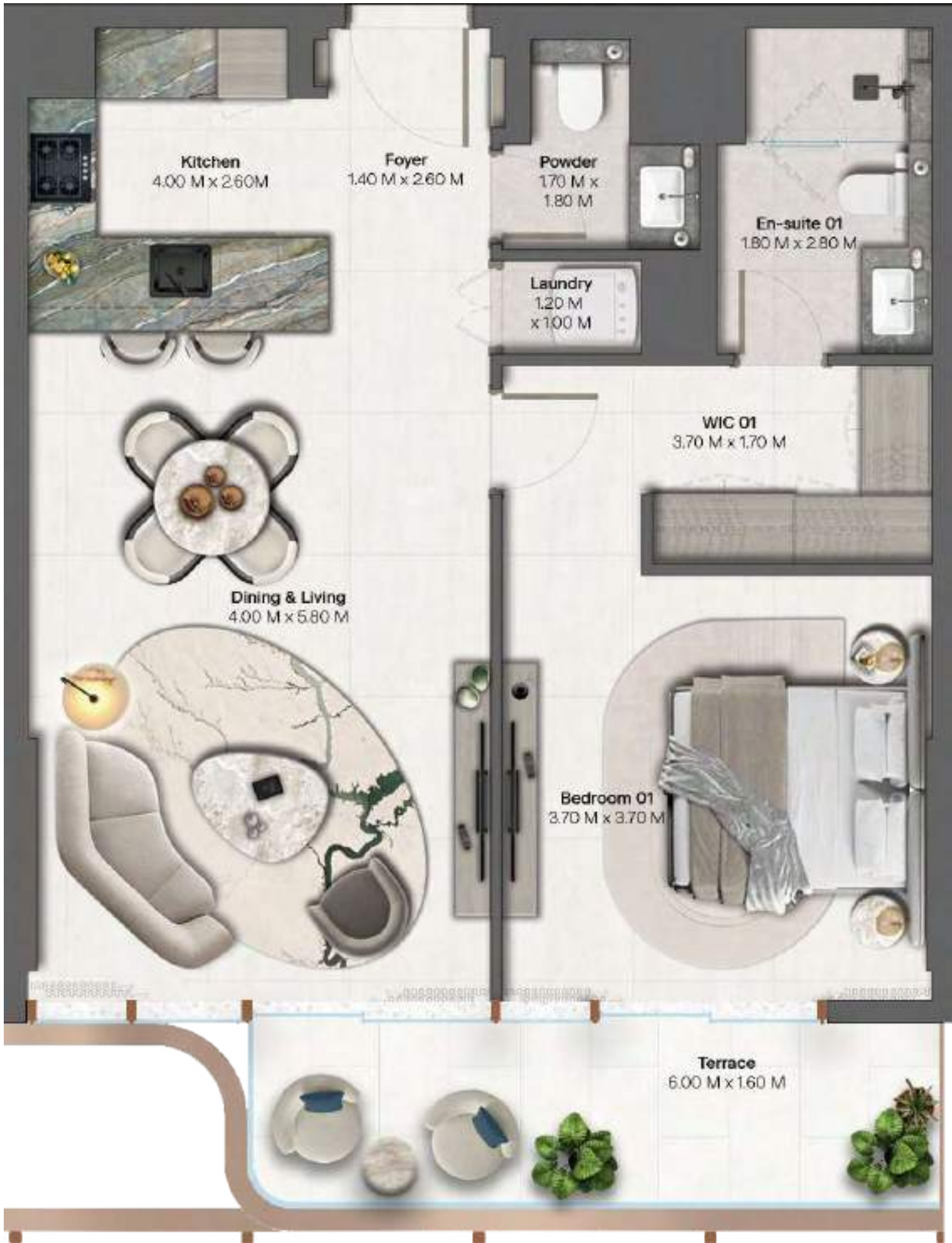




UNIT - A212

# 1 BEDROOM

TYPE 1

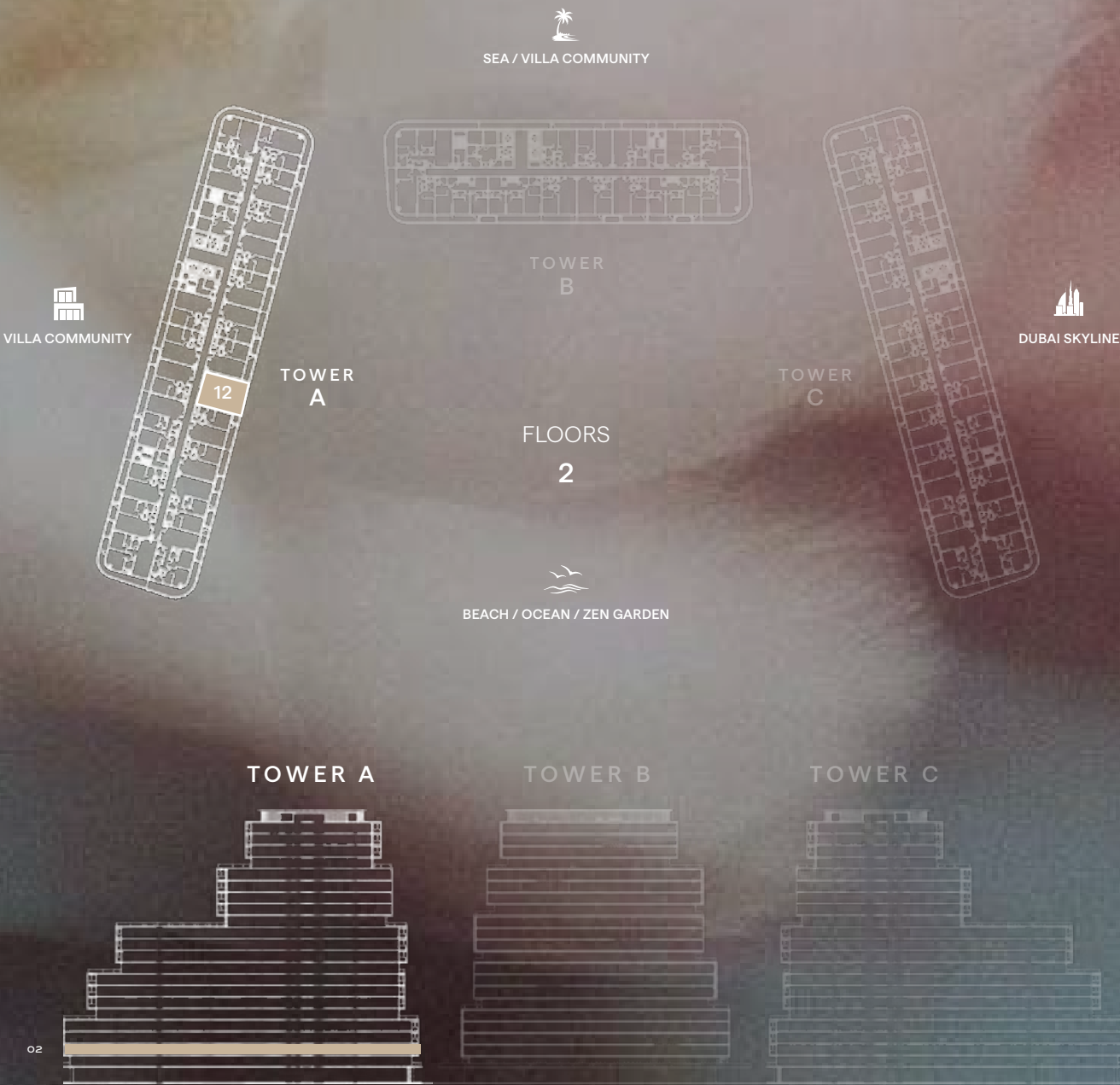


hado

BY BEYOND

INTERNAL AREA	729.04	SQ.FT
EXTERNAL AREA	102.69	SQ.FT
TOTAL AREA	831.73	SQ.FT

## KEY SECTION

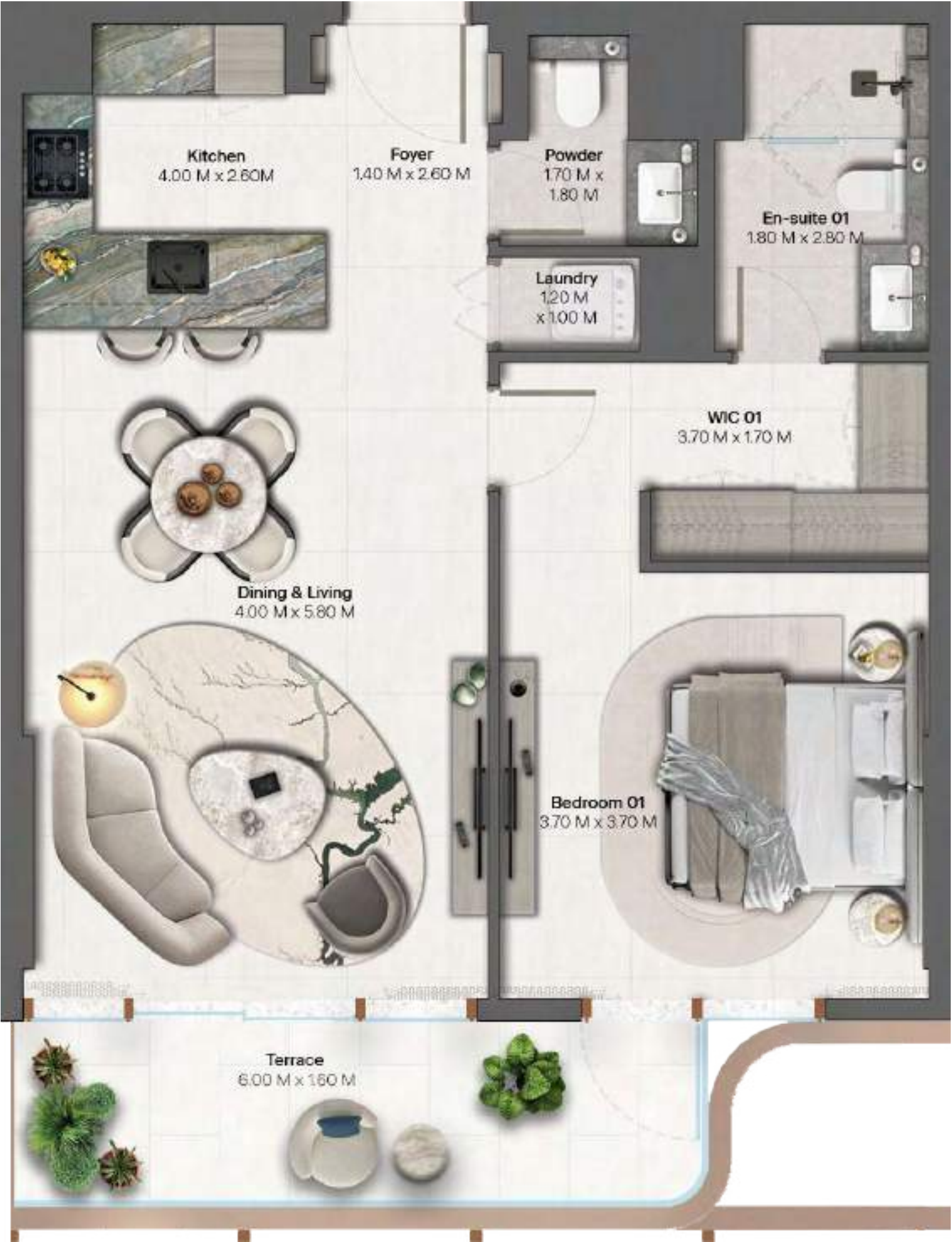




UNIT - A213

1 BEDROOM

TYPE 1

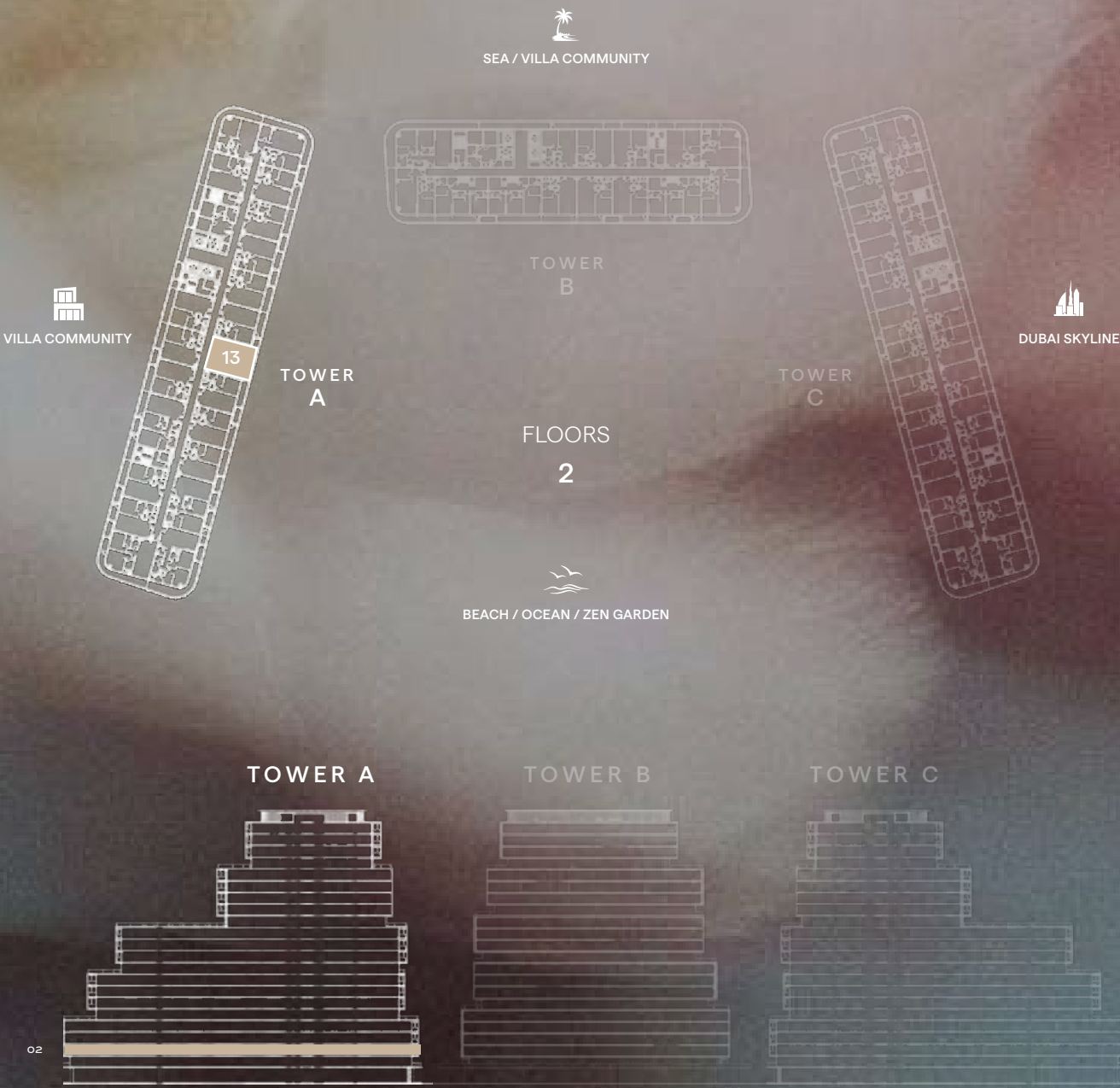


hado

BY BEYOND

INTERNAL AREA	728.29	SQ.FT
EXTERNAL AREA	102.58	SQ.FT
TOTAL AREA	830.87	SQ.FT

KEY SECTION

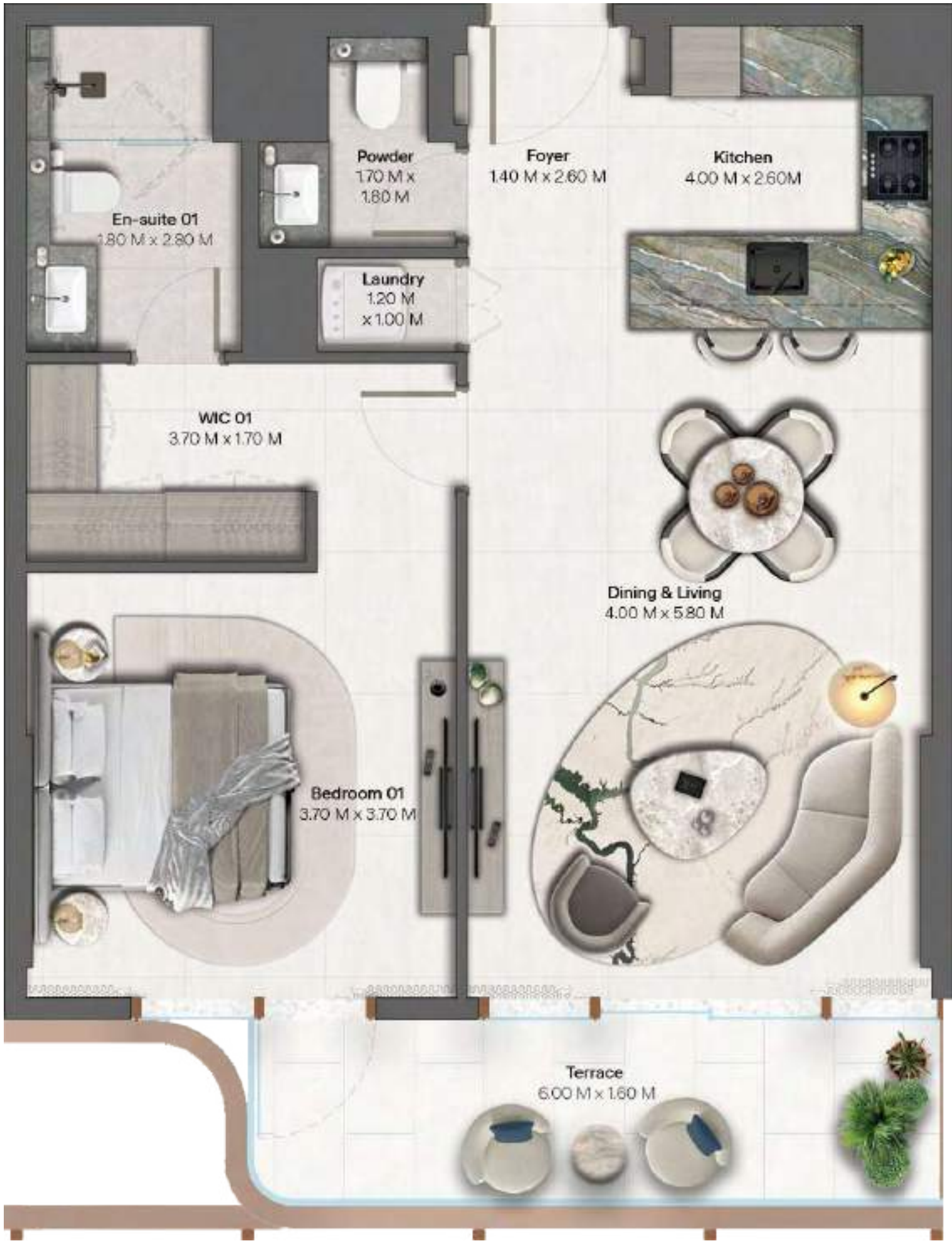




UNIT - A214

# 1 BEDROOM

TYPE 1



hado

BY BEYOND

INTERNAL AREA	728.29	SQ.FT
EXTERNAL AREA	102.58	SQ.FT
TOTAL AREA	830.87	SQ.FT

## KEY SECTION

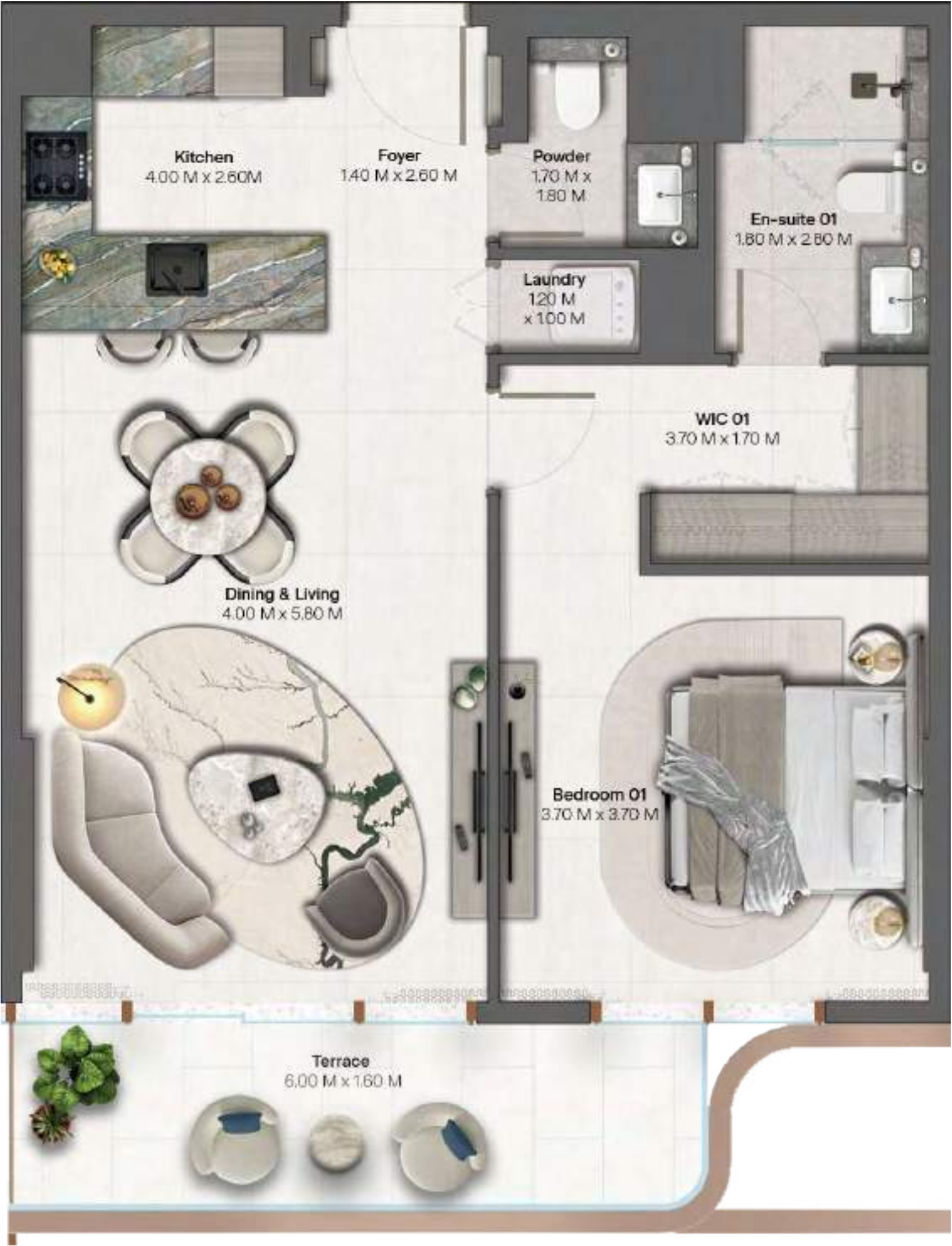




UNIT - A215

1 BEDROOM

TYPE 1



hado

BY BEYOND

INTERNAL AREA	728.18	SQ.FT
EXTERNAL AREA	102.58	SQ.FT
TOTAL AREA	830.76	SQ.FT

KEY SECTION

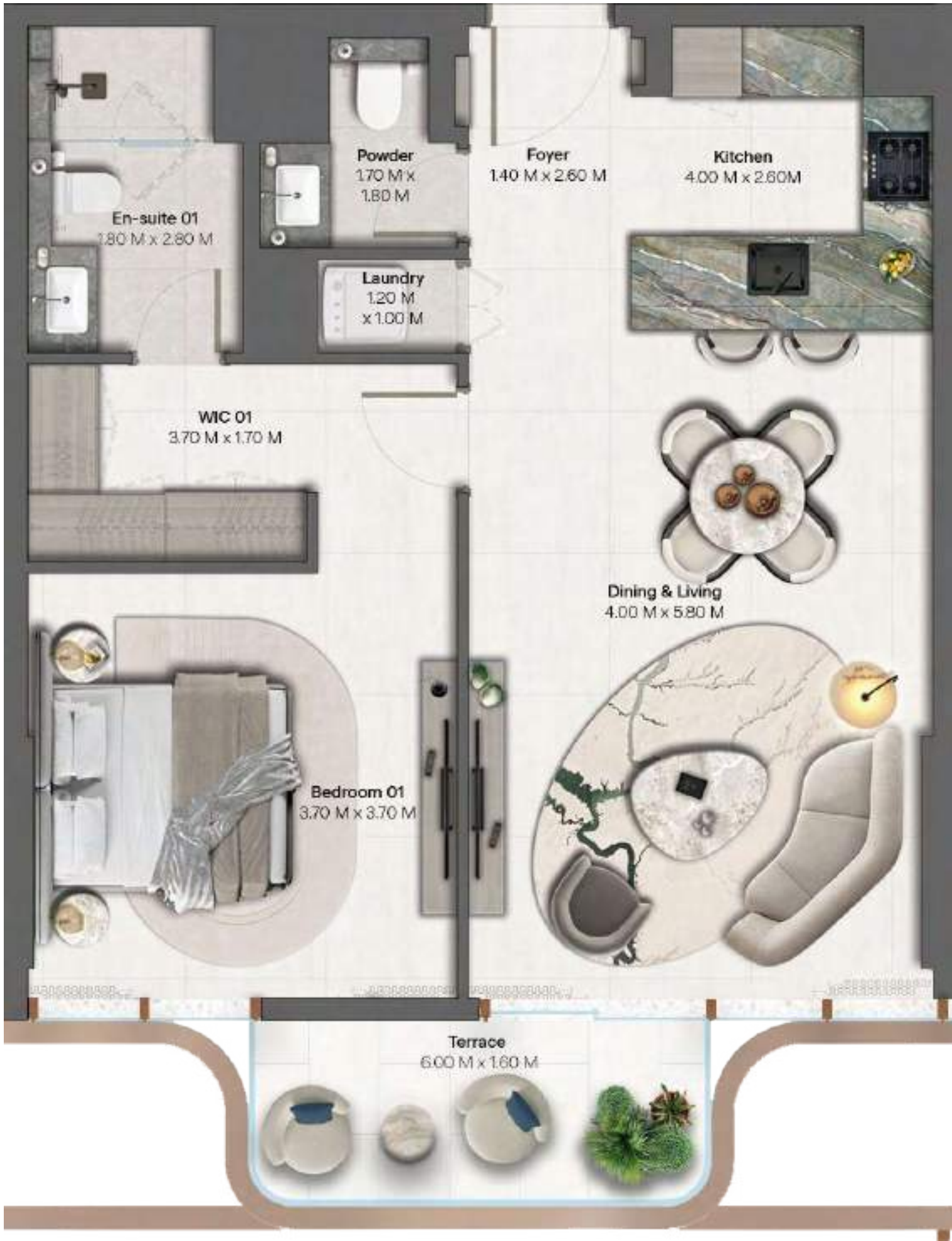




UNIT - A216

# 1 BEDROOM

TYPE 1 - 3



# hado

BY BEYOND

INTERNAL AREA	728.07	SQ.FT
EXTERNAL AREA	68.67	SQ.FT
TOTAL AREA	796.74	SQ.FT

## KEY SECTION





UNIT - A217

1 BEDROOM

TYPE 3



hado

BY BEYOND

INTERNAL AREA	667.15	SQ.FT
EXTERNAL AREA	103.66	SQ.FT
TOTAL AREA	770.8	SQ.FT

KEY SECTION

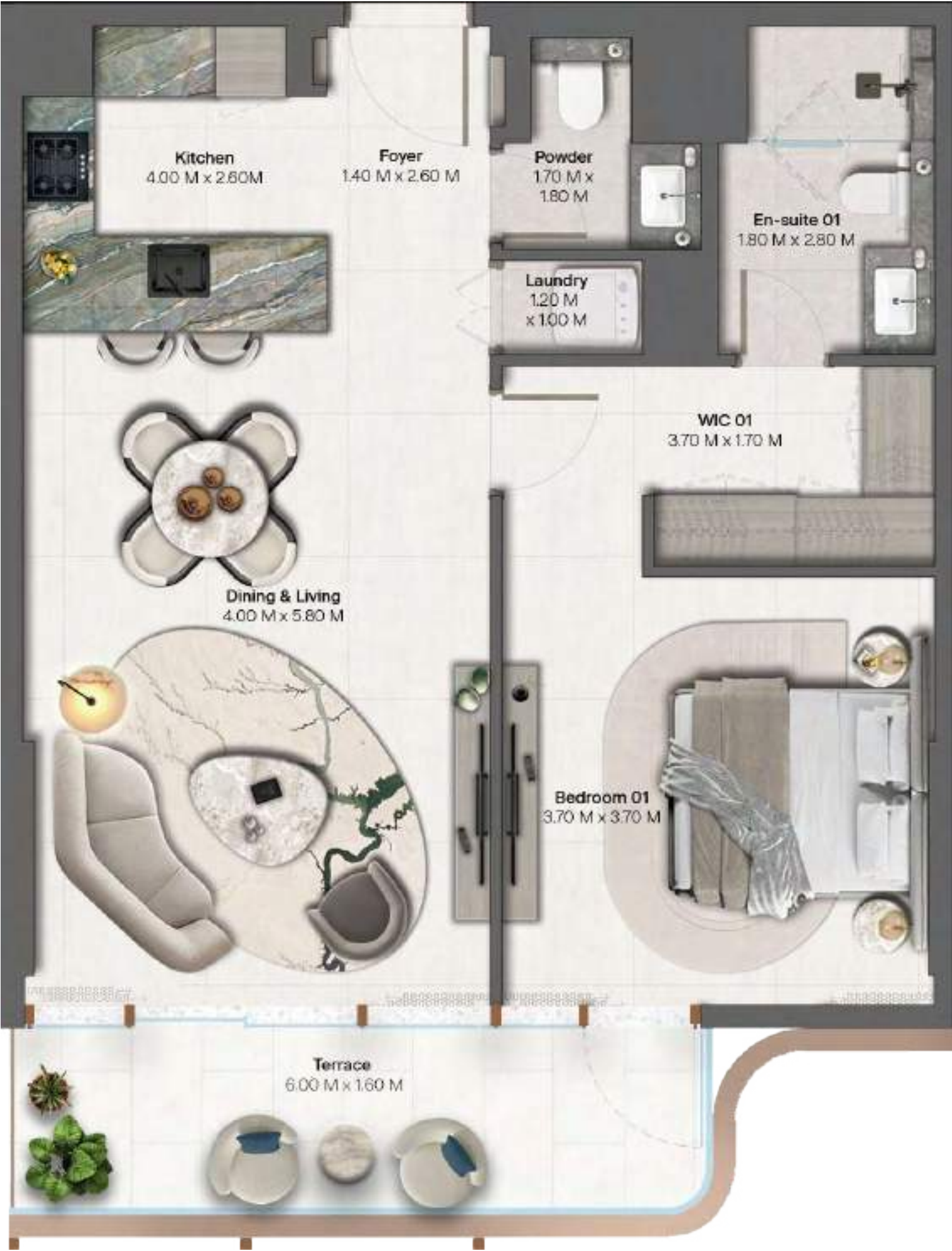




UNIT - A218

# 1 BEDROOM

TYPE 1



hado

BY BEYOND

INTERNAL AREA	728.07	SQ.FT
EXTERNAL AREA	101.83	SQ.FT
TOTAL AREA	829.9	SQ.FT

## KEY SECTION





UNIT - A220

1 BEDROOM

TYPE 2



hado

BY BEYOND

INTERNAL AREA	797.71	SQ.FT
EXTERNAL AREA	328.3	SQ.FT
TOTAL AREA	1126.01	SQ.FT

KEY SECTION





UNIT - A221

# 1 BEDROOM

TYPE 1 - 2



# hado

BY BEYOND

INTERNAL AREA	731.41	SQ.FT
EXTERNAL AREA	138.64	SQ.FT
TOTAL AREA	870.05	SQ.FT

## KEY SECTION





UNIT - A301

# 1 BEDROOM

TYPE 1




# hado

BY BEYOND

INTERNAL AREA	731.52	SQ.FT
EXTERNAL AREA	102.58	SQ.FT
TOTAL AREA	834.1	SQ.FT

## KEY SECTION





UNIT - A302

1 BEDROOM

TYPE 1



hado

BY BEYOND

INTERNAL AREA	728.29	SQ.FT
EXTERNAL AREA	102.58	SQ.FT
TOTAL AREA	830.87	SQ.FT

KEY SECTION





UNIT - A303

# 1 BEDROOM

TYPE 1




# hado

BY BEYOND

INTERNAL AREA	728.29	SQ.FT
EXTERNAL AREA	102.58	SQ.FT
TOTAL AREA	830.87	SQ.FT

## KEY SECTION





UNIT - A305

1 BEDROOM

TYPE 1 - 6



hado

BY BEYOND

INTERNAL AREA	733.02	SQ.FT
EXTERNAL AREA	102.9	SQ.FT
TOTAL AREA	835.93	SQ.FT

KEY SECTION





UNIT - A306

1 BEDROOM

TYPE 1 - 2



hado

BY BEYOND

INTERNAL AREA	724.73	SQ.FT
EXTERNAL AREA	138.32	SQ.FT
TOTAL AREA	863.05	SQ.FT

KEY SECTION





UNIT - A310

# 1 BEDROOM

TYPE 1




# hado

BY BEYOND

INTERNAL AREA	728.07	SQ.FT
EXTERNAL AREA	101.83	SQ.FT
TOTAL AREA	829.9	SQ.FT

## KEY SECTION





UNIT - A311

1 BEDROOM

TYPE 1




hado

BY BEYOND

INTERNAL AREA	728.29	SQ.FT
EXTERNAL AREA	103.44	SQ.FT
TOTAL AREA	831.73	SQ.FT

KEY SECTION

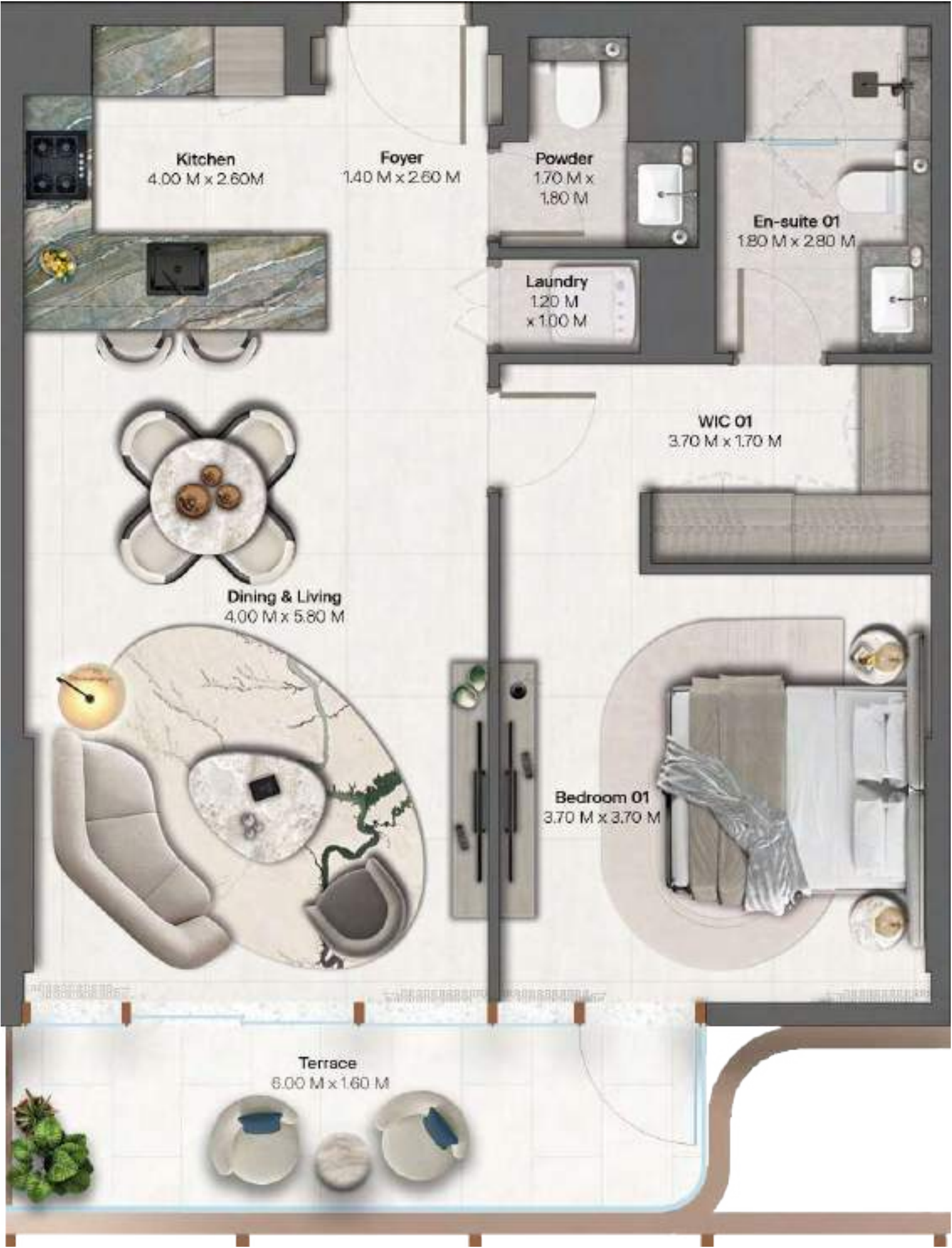




UNIT - A312

# 1 BEDROOM

TYPE 1



hado

BY BEYOND

INTERNAL AREA	728.07	SQ.FT
EXTERNAL AREA	101.83	SQ.FT
TOTAL AREA	829.9	SQ.FT

## KEY SECTION





UNIT - A313

1 BEDROOM

TYPE 1



hado

BY BEYOND

INTERNAL AREA	728.18	SQ.FT
EXTERNAL AREA	103.55	SQ.FT
TOTAL AREA	831.73	SQ.FT

KEY SECTION

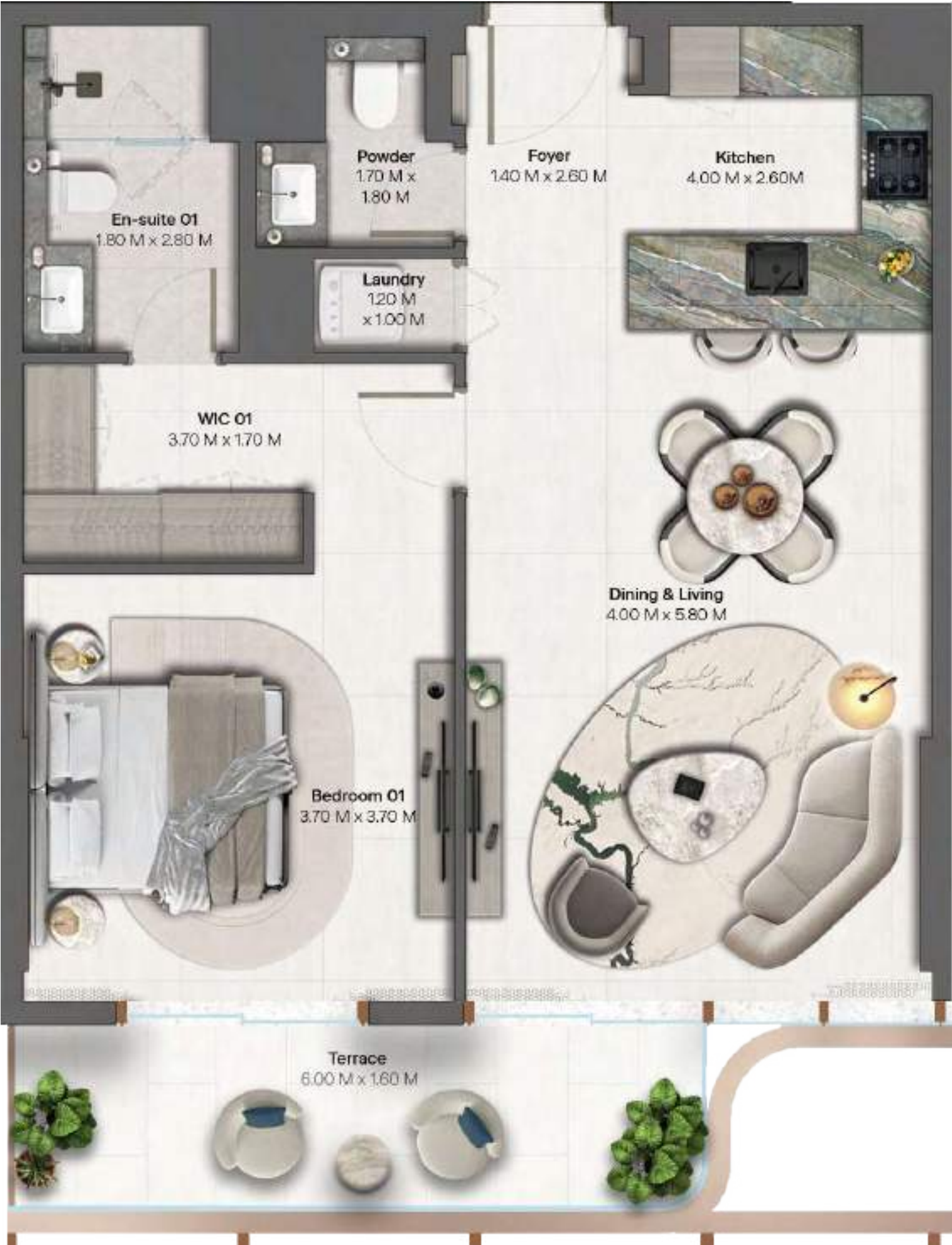




UNIT - A314

# 1 BEDROOM

TYPE 1



hado

BY BEYOND

INTERNAL AREA	728.18	SQ.FT
EXTERNAL AREA	103.55	SQ.FT
TOTAL AREA	831.73	SQ.FT

## KEY SECTION

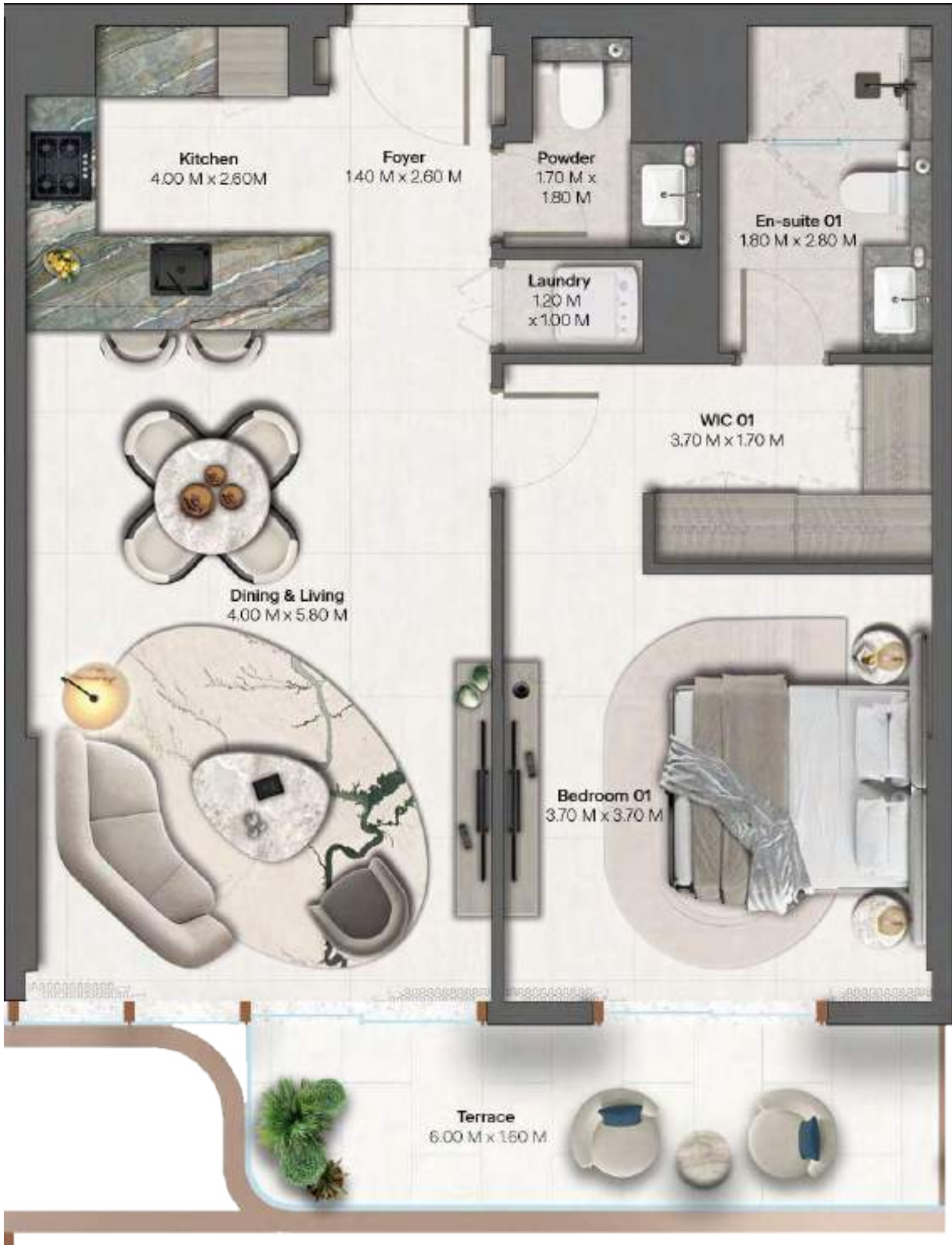




UNIT -A315

1 BEDROOM

TYPE 1



hado

BY BEYOND

INTERNAL AREA	728.18	SQ.FT
EXTERNAL AREA	103.55	SQ.FT
TOTAL AREA	831.73	SQ.FT

KEY SECTION





UNIT - A316

# 1 BEDROOM

TYPE 1 - 2



# hado

BY BEYOND

INTERNAL AREA	728.07	SQ.FT
EXTERNAL AREA	138.53	SQ.FT
TOTAL AREA	866.6	SQ.FT

## KEY SECTION





UNIT - A317

1 BEDROOM

TYPE 3



hado

BY BEYOND

INTERNAL AREA	667.36	SQ.FT
EXTERNAL AREA	102.58	SQ.FT
TOTAL AREA	769.94	SQ.FT

KEY SECTION

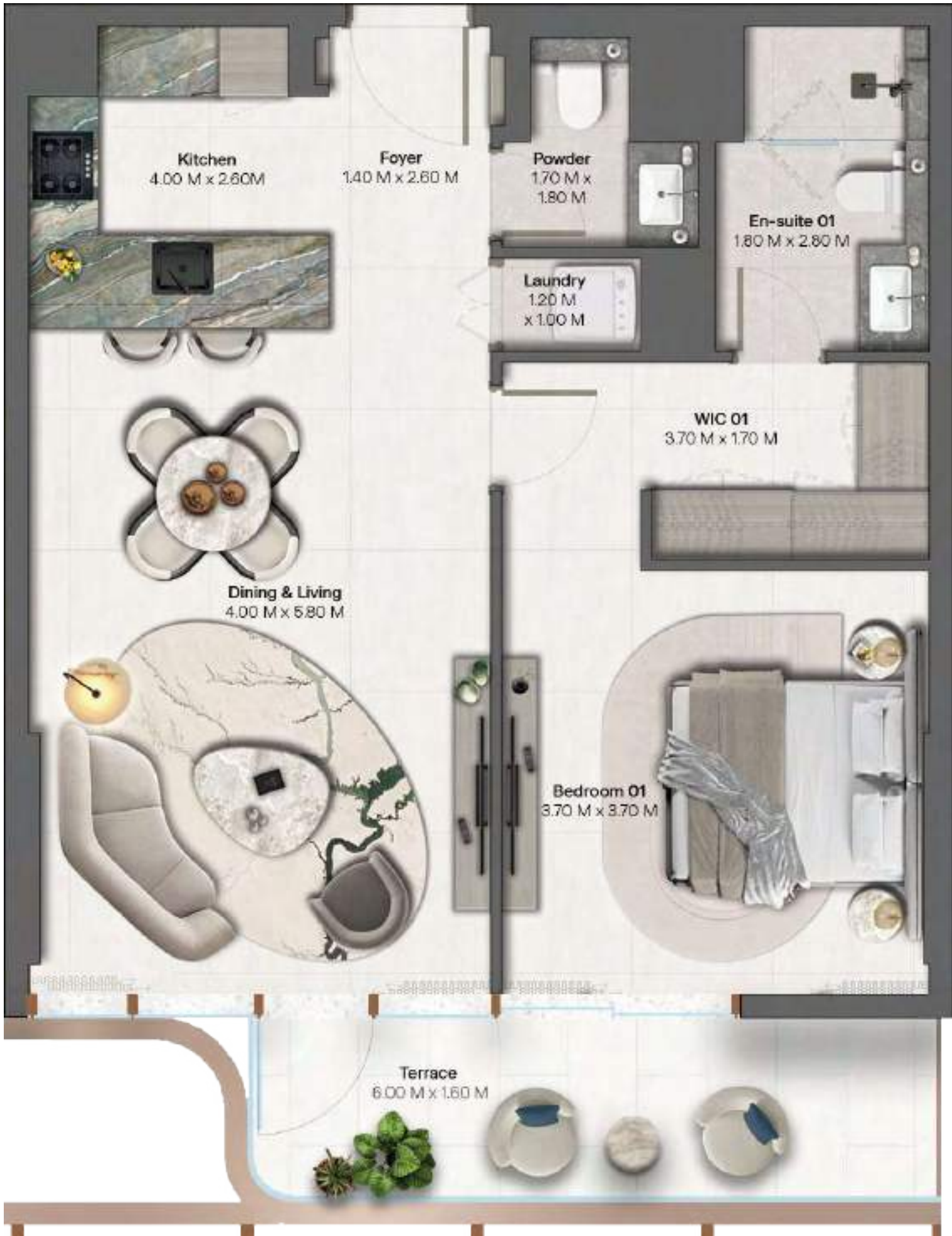




UNIT - A318

1 BEDROOM

TYPE 1



hado

BY BEYOND

INTERNAL AREA	728.29	SQ.FT
EXTERNAL AREA	103.44	SQ.FT
TOTAL AREA	831.73	SQ.FT

KEY SECTION





UNIT - A320

# 1 BEDROOM

TYPE 2



# hado

BY BEYOND

INTERNAL AREA	797.71	SQ.FT
EXTERNAL AREA	317.21	SQ.FT
TOTAL AREA	1114.93	SQ.FT

## KEY SECTION





UNIT - A321

# 1 BEDROOM

TYPE 1 - 2



# hado

BY BEYOND

INTERNAL AREA	731.41	SQ.FT
EXTERNAL AREA	138.64	SQ.FT
TOTAL AREA	870.05	SQ.FT

## KEY SECTION

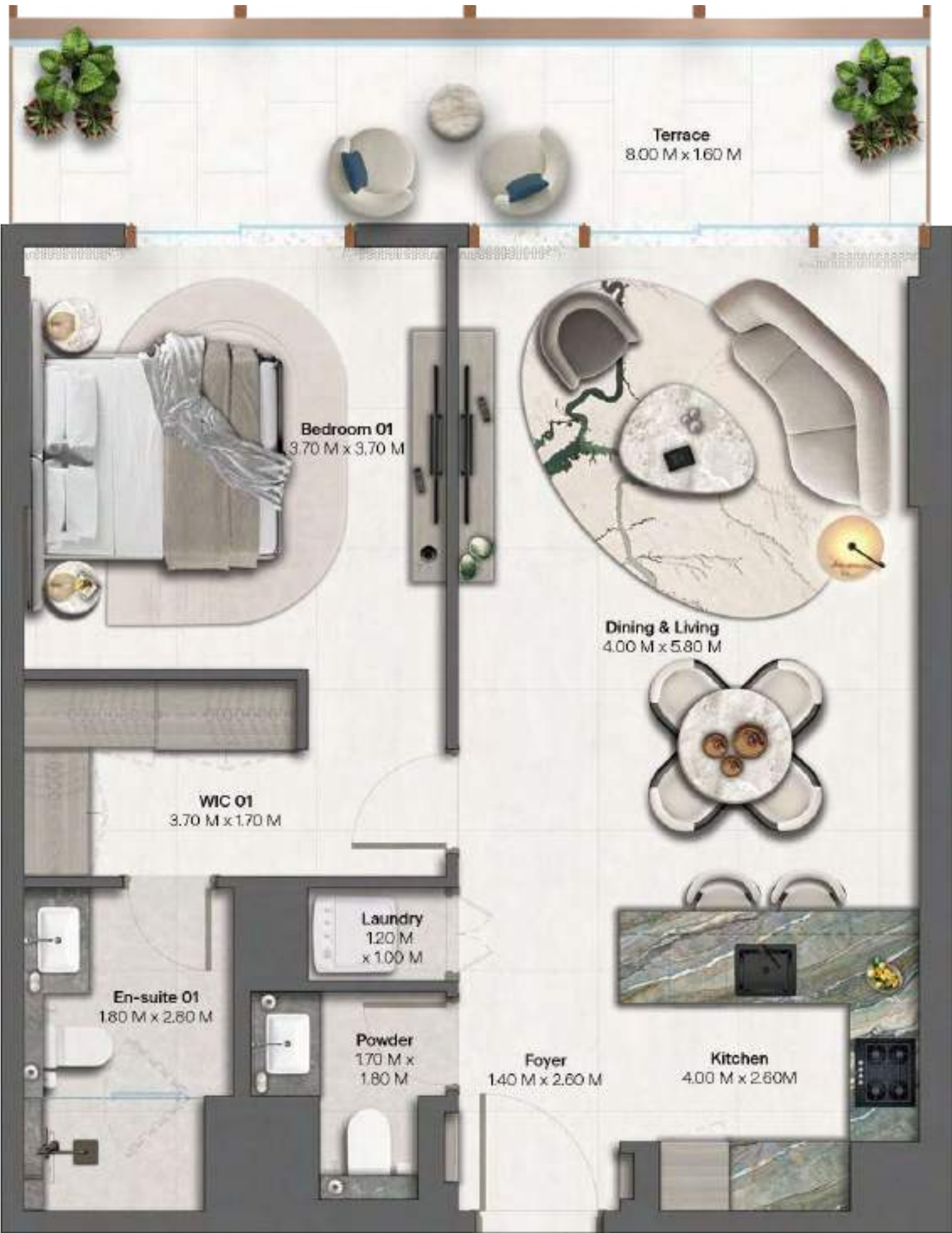




UNIT - A401

# 1 BEDROOM

TYPE 1 - 2




hado

BY BEYOND

INTERNAL AREA	731.41	SQ.FT
EXTERNAL AREA	138.64	SQ.FT
TOTAL AREA	870.05	SQ.FT

## KEY SECTION





UNIT - A402

# 1 BEDROOM

TYPE 1



# hado

BY BEYOND

INTERNAL AREA	728.07	SQ.FT
EXTERNAL AREA	103.66	SQ.FT
TOTAL AREA	831.73	SQ.FT

## KEY SECTION





UNIT - A403

# 1 BEDROOM

TYPE 1



# hado

BY BEYOND

INTERNAL AREA	728.29	SQ.FT
EXTERNAL AREA	103.44	SQ.FT
TOTAL AREA	831.73	SQ.FT

## KEY SECTION





UNIT - A405

# 1 BEDROOM

TYPE 1




# hado

BY BEYOND

INTERNAL AREA	732.91	SQ.FT
EXTERNAL AREA	102.58	SQ.FT
TOTAL AREA	835.49	SQ.FT

## KEY SECTION





UNIT - A406

1 BEDROOM

TYPE 1 - 3



hado

BY BEYOND

INTERNAL AREA	724.52	SQ.FT
EXTERNAL AREA	66.84	SQ.FT
TOTAL AREA	791.36	SQ.FT

KEY SECTION

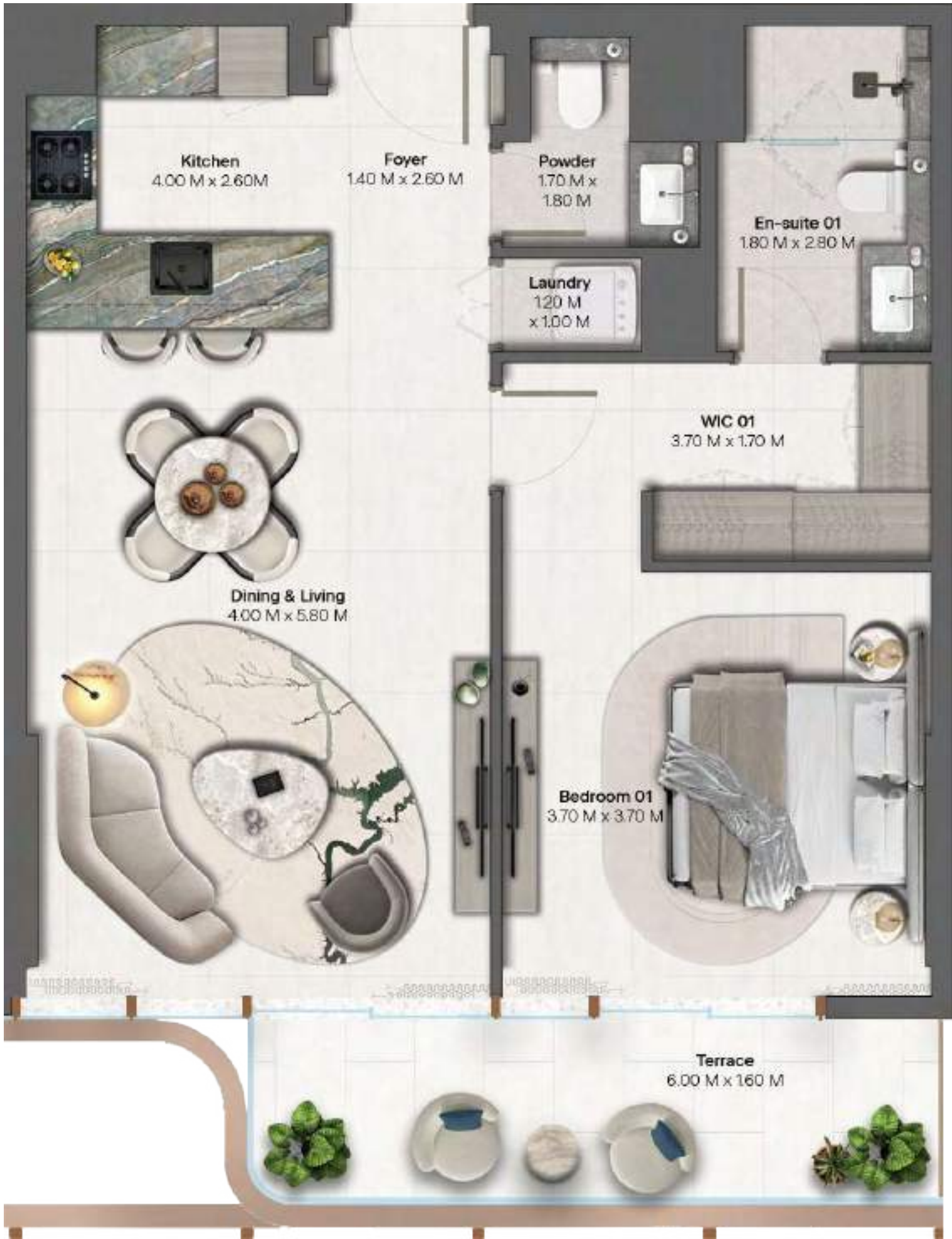




UNIT - A410

# 1 BEDROOM

TYPE 1




# hado

BY BEYOND

INTERNAL AREA	729.04	SQ.FT
EXTERNAL AREA	102.69	SQ.FT
TOTAL AREA	831.73	SQ.FT

## KEY SECTION

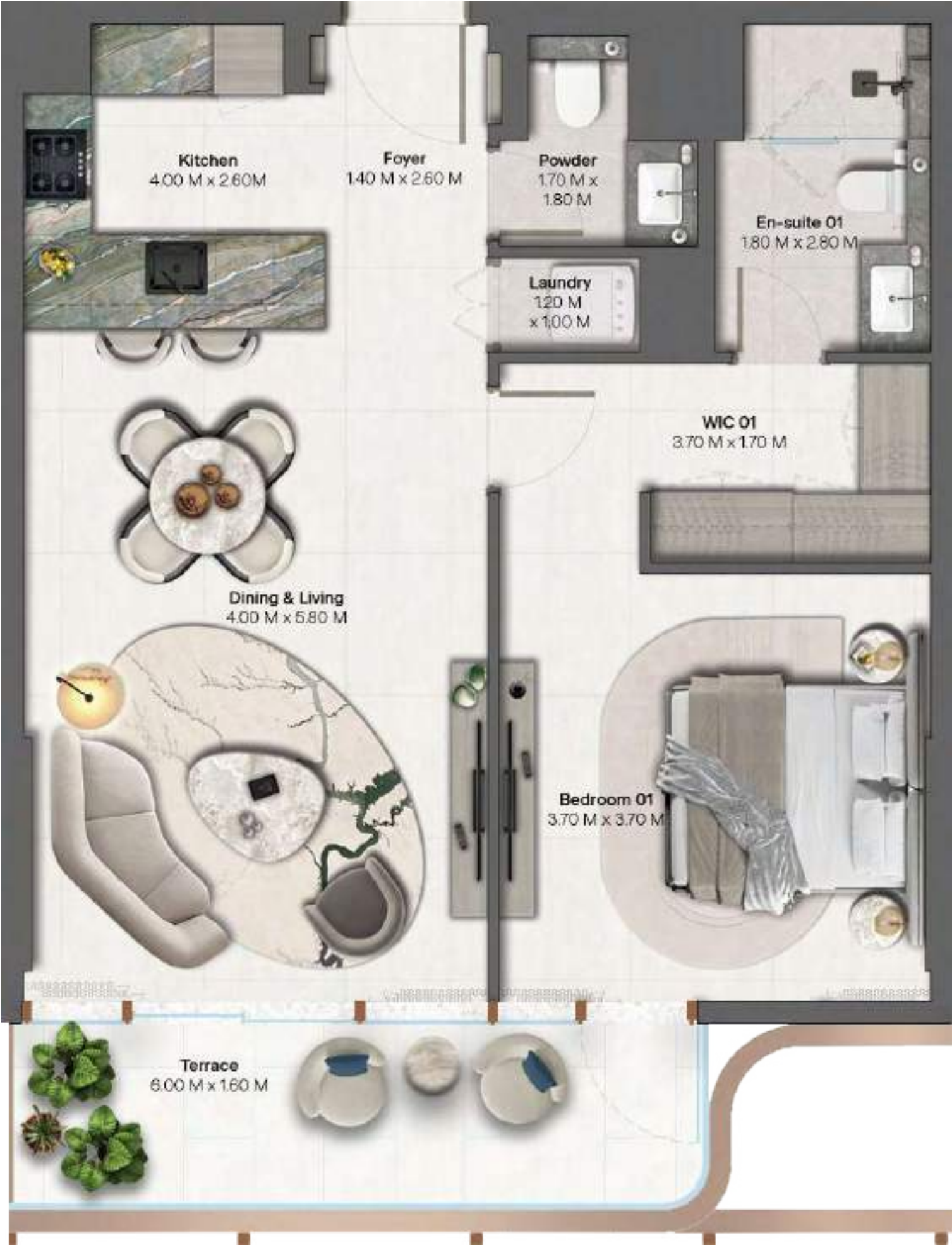




UNIT - A411

1 BEDROOM

TYPE 1



hado

BY BEYOND

INTERNAL AREA	728.07	SQ.FT
EXTERNAL AREA	101.83	SQ.FT
TOTAL AREA	829.9	SQ.FT

KEY SECTION

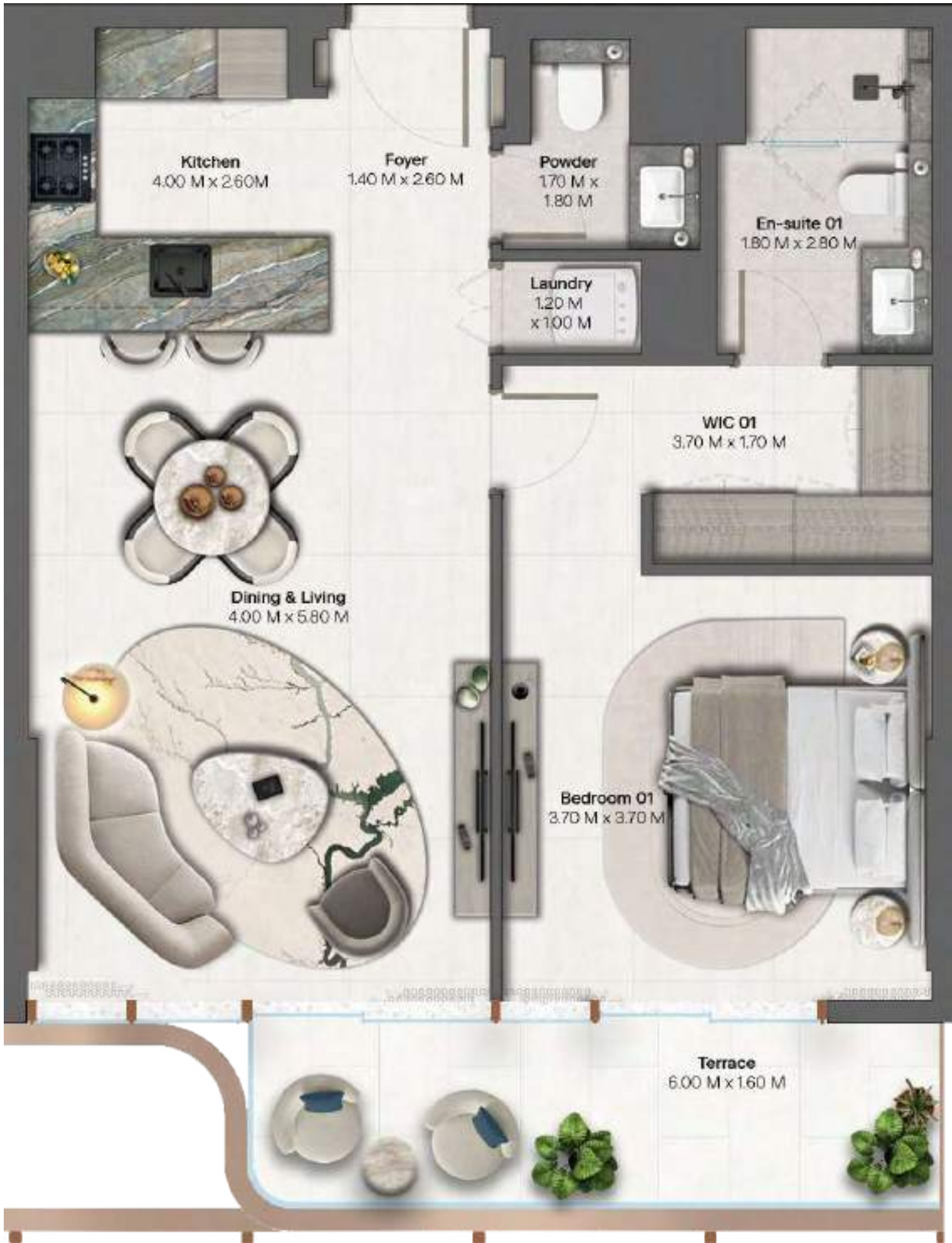




UNIT - A412

# 1 BEDROOM

TYPE 1




hado

BY BEYOND

INTERNAL AREA	729.04	SQ.FT
EXTERNAL AREA	102.69	SQ.FT
TOTAL AREA	831.73	SQ.FT

## KEY SECTION

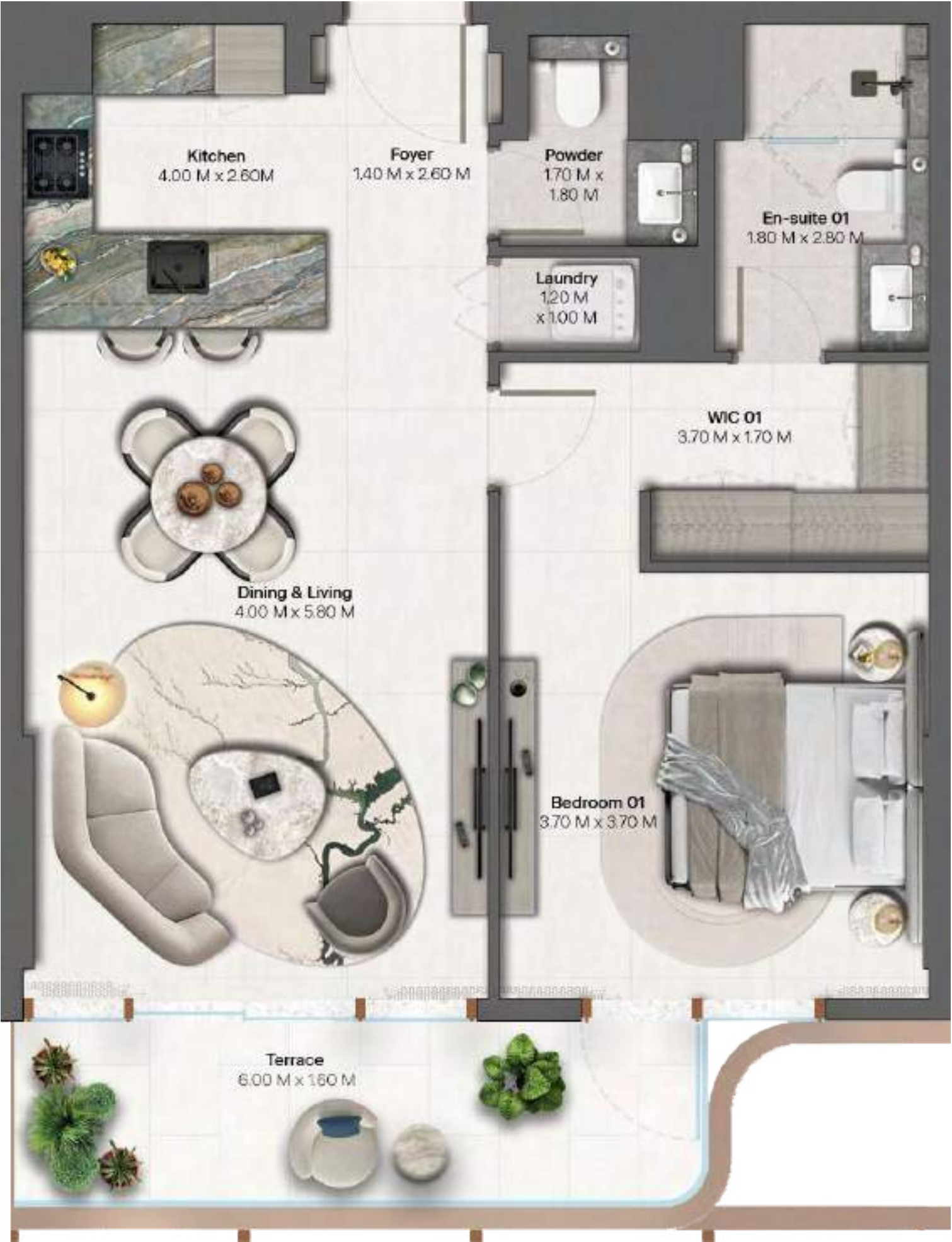




UNIT - A413

1 BEDROOM

TYPE 1



hado

BY BEYOND

INTERNAL AREA	728.29	SQ.FT
EXTERNAL AREA	102.58	SQ.FT
TOTAL AREA	830.87	SQ.FT

KEY SECTION

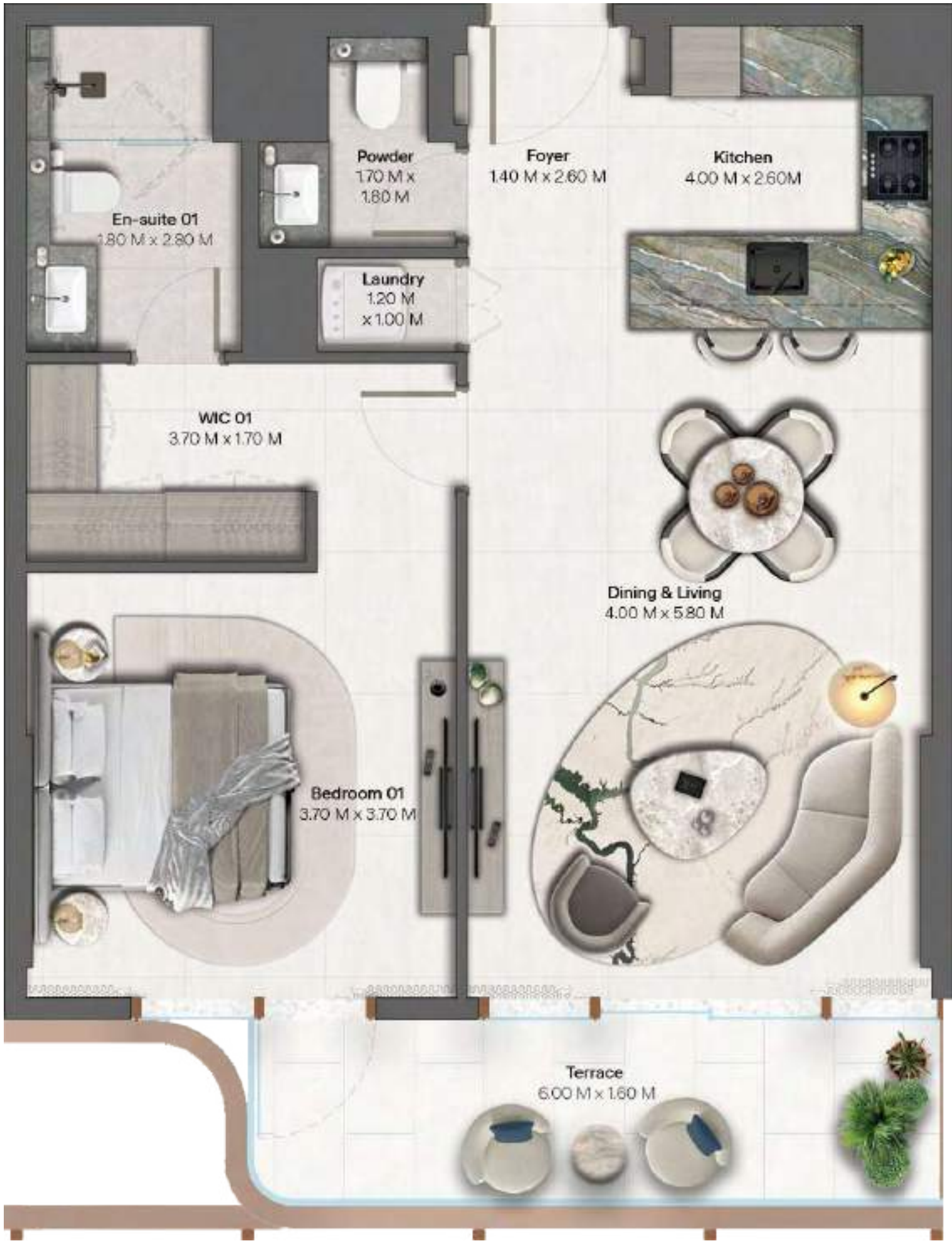




UNIT - A414

# 1 BEDROOM

TYPE 1




# hado

BY BEYOND

INTERNAL AREA	728.29	SQ.FT
EXTERNAL AREA	102.58	SQ.FT
TOTAL AREA	830.87	SQ.FT

## KEY SECTION

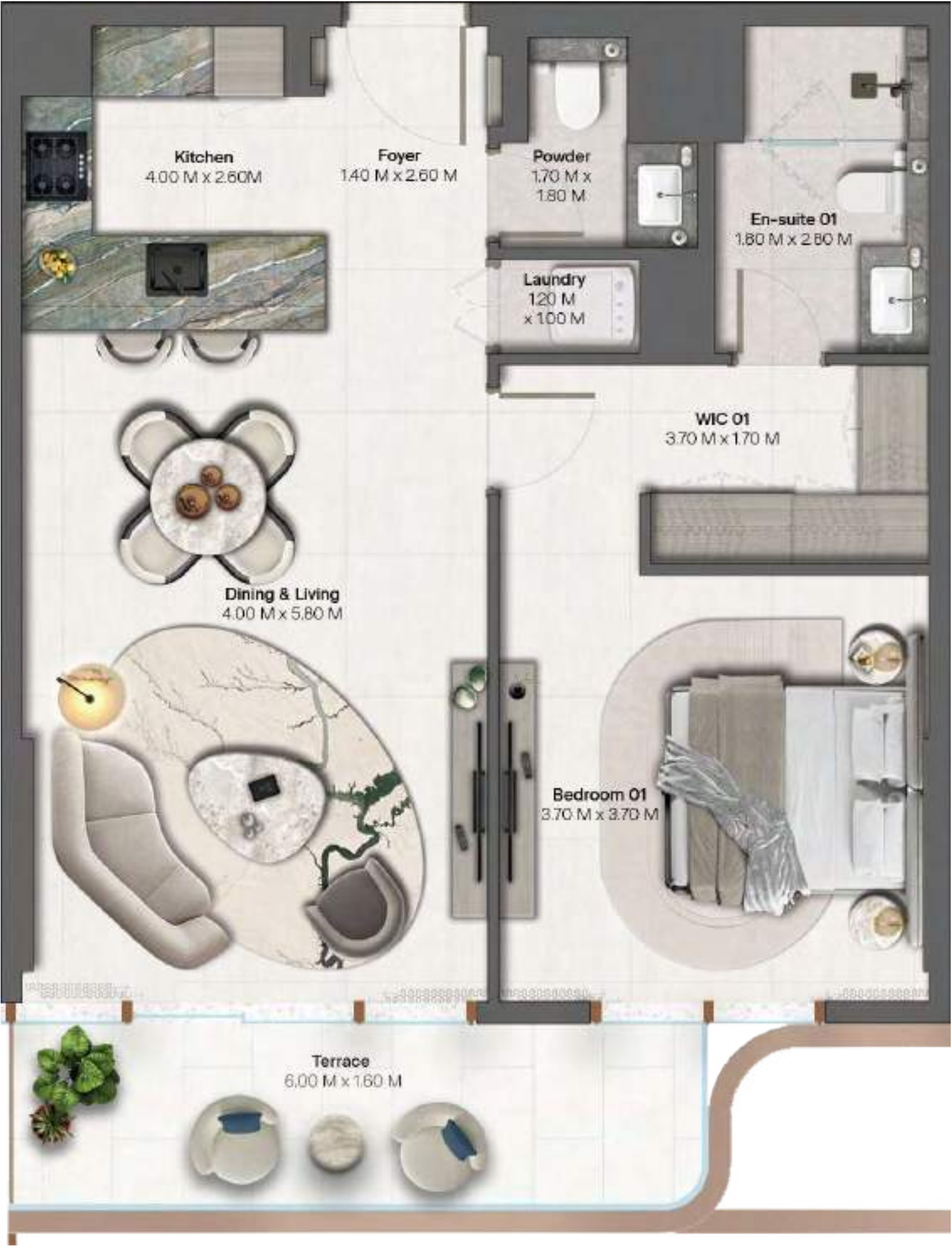




UNIT - A415

# 1 BEDROOM

TYPE 1



hado

BY BEYOND

INTERNAL AREA	728.18	SQ.FT
EXTERNAL AREA	102.58	SQ.FT
TOTAL AREA	830.76	SQ.FT

## KEY SECTION

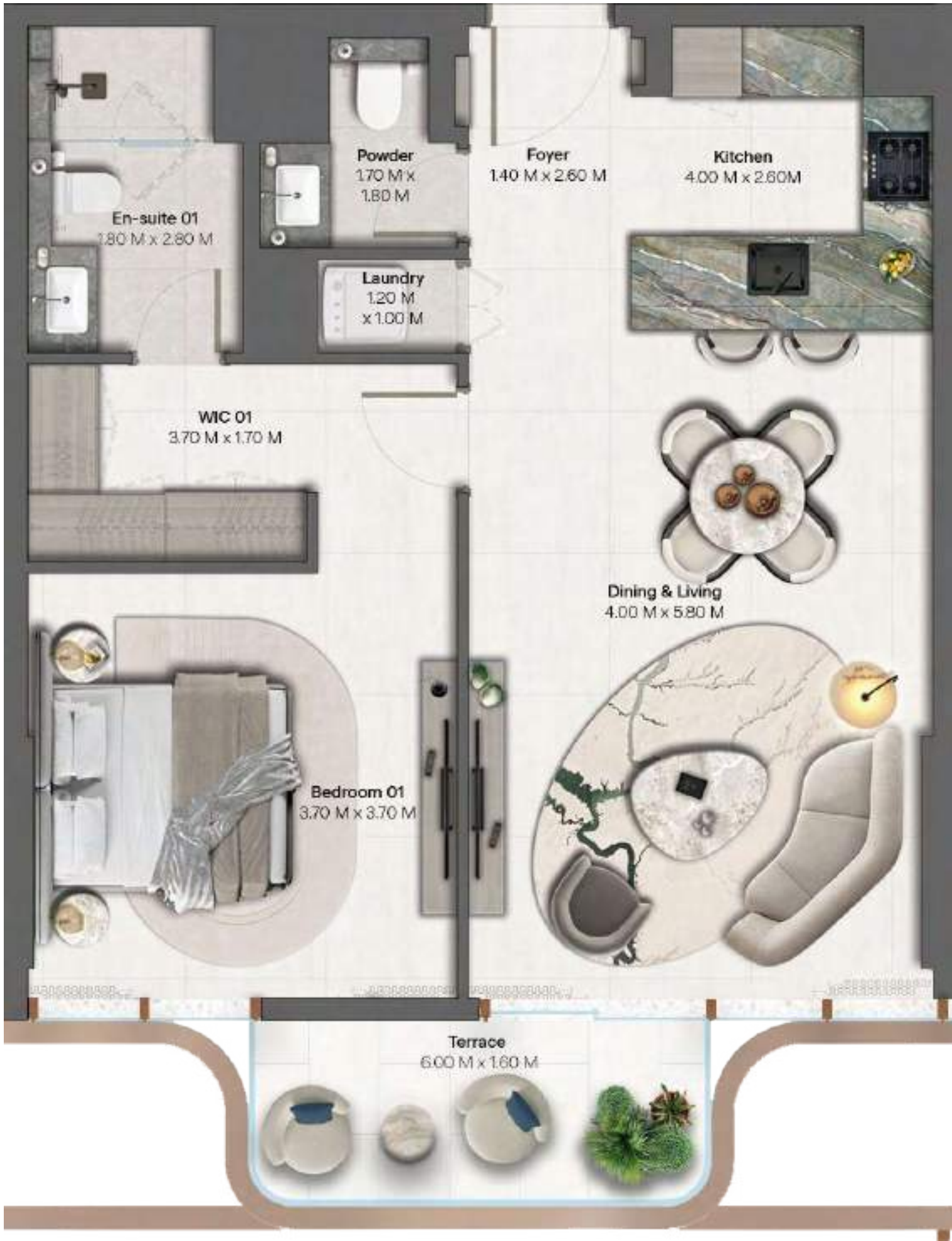




UNIT - A416

# 1 BEDROOM

TYPE 1 - 3



# hado

BY BEYOND

INTERNAL AREA	728.07	SQ.FT
EXTERNAL AREA	68.67	SQ.FT
TOTAL AREA	796.74	SQ.FT

## KEY SECTION





UNIT - A417

1 BEDROOM

TYPE 3



hado

BY BEYOND

INTERNAL AREA	667.15	SQ.FT
EXTERNAL AREA	103.66	SQ.FT
TOTAL AREA	770.8	SQ.FT

KEY SECTION

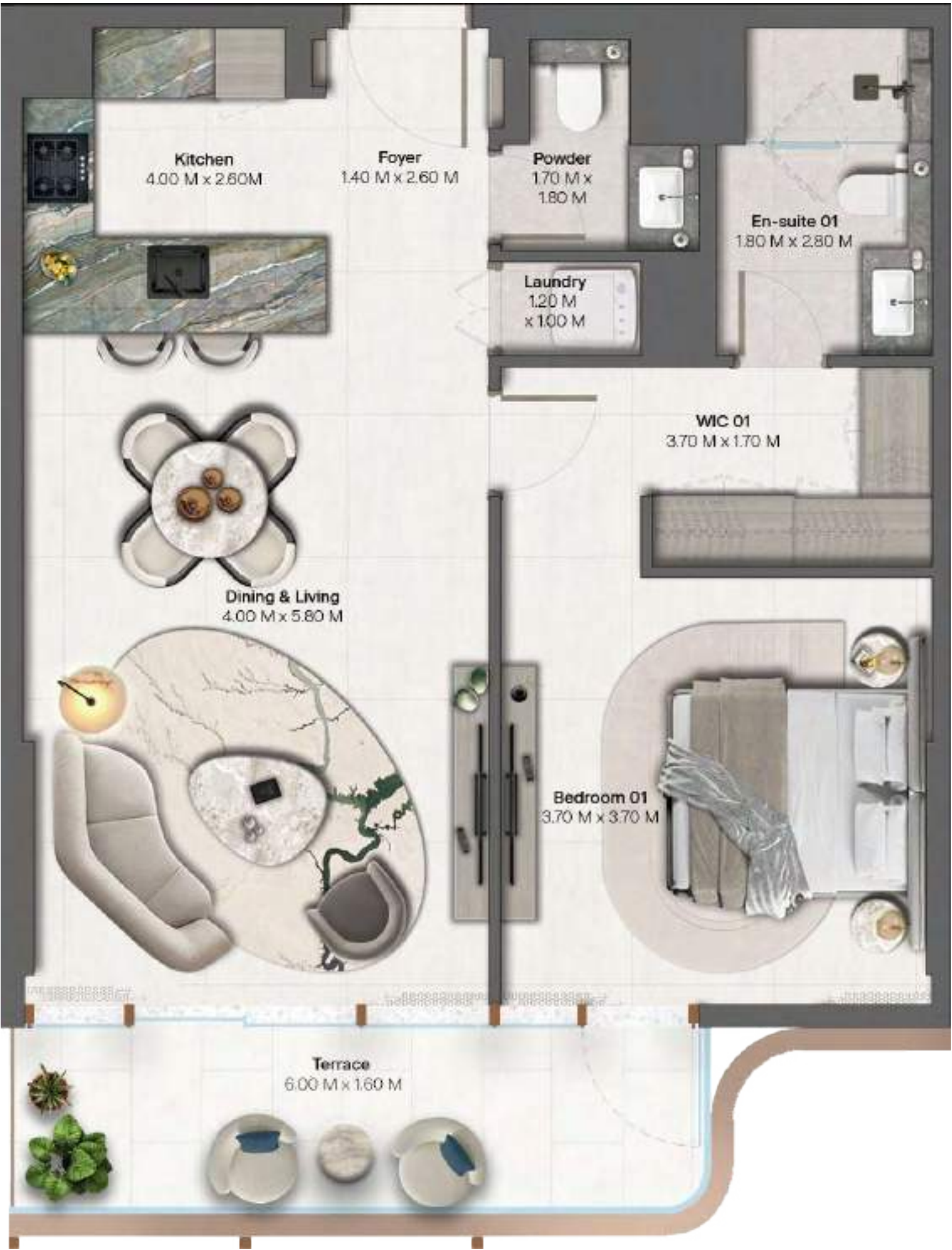




UNIT - A418

# 1 BEDROOM

TYPE 1



hado

BY BEYOND

INTERNAL AREA	728.07	SQ.FT
EXTERNAL AREA	101.83	SQ.FT
TOTAL AREA	829.9	SQ.FT

## KEY SECTION





UNIT -A420

1 BEDROOM

TYPE 2



hado

BY BEYOND

INTERNAL AREA	797.71	SQ.FT
EXTERNAL AREA	317.21	SQ.FT
TOTAL AREA	1114.93	SQ.FT

KEY SECTION





UNIT - A421

# 1 BEDROOM

TYPE 1 - 2



hado

BY BEYOND

INTERNAL AREA	731.41	SQ.FT
EXTERNAL AREA	138.64	SQ.FT
TOTAL AREA	870.05	SQ.FT

## KEY SECTION





UNIT - A501

# 1 BEDROOM

TYPE 1



# hado

BY BEYOND

INTERNAL AREA	731.95	SQ.FT
EXTERNAL AREA	102.58	SQ.FT
TOTAL AREA	834.53	SQ.FT

## KEY SECTION





UNIT - A502

# 1 BEDROOM

TYPE 1



hado

BY BEYOND

INTERNAL AREA	728.29	SQ.FT
EXTERNAL AREA	102.58	SQ.FT
TOTAL AREA	830.87	SQ.FT

## KEY SECTION





UNIT - A503

1 BEDROOM

TYPE 1



hado

BY BEYOND

INTERNAL AREA	728.29	SQ.FT
EXTERNAL AREA	102.58	SQ.FT
TOTAL AREA	830.87	SQ.FT

KEY SECTION





UNIT - A505

1 BEDROOM

TYPE 1 - 6



hado

BY BEYOND

INTERNAL AREA	732.38	SQ.FT
EXTERNAL AREA	103.98	SQ.FT
TOTAL AREA	836.36	SQ.FT

KEY SECTION





UNIT - A508

# 1 BEDROOM

TYPE 1



hado

BY BEYOND

INTERNAL AREA	728.07	SQ.FT
EXTERNAL AREA	105.81	SQ.FT
TOTAL AREA	833.88	SQ.FT

## KEY SECTION

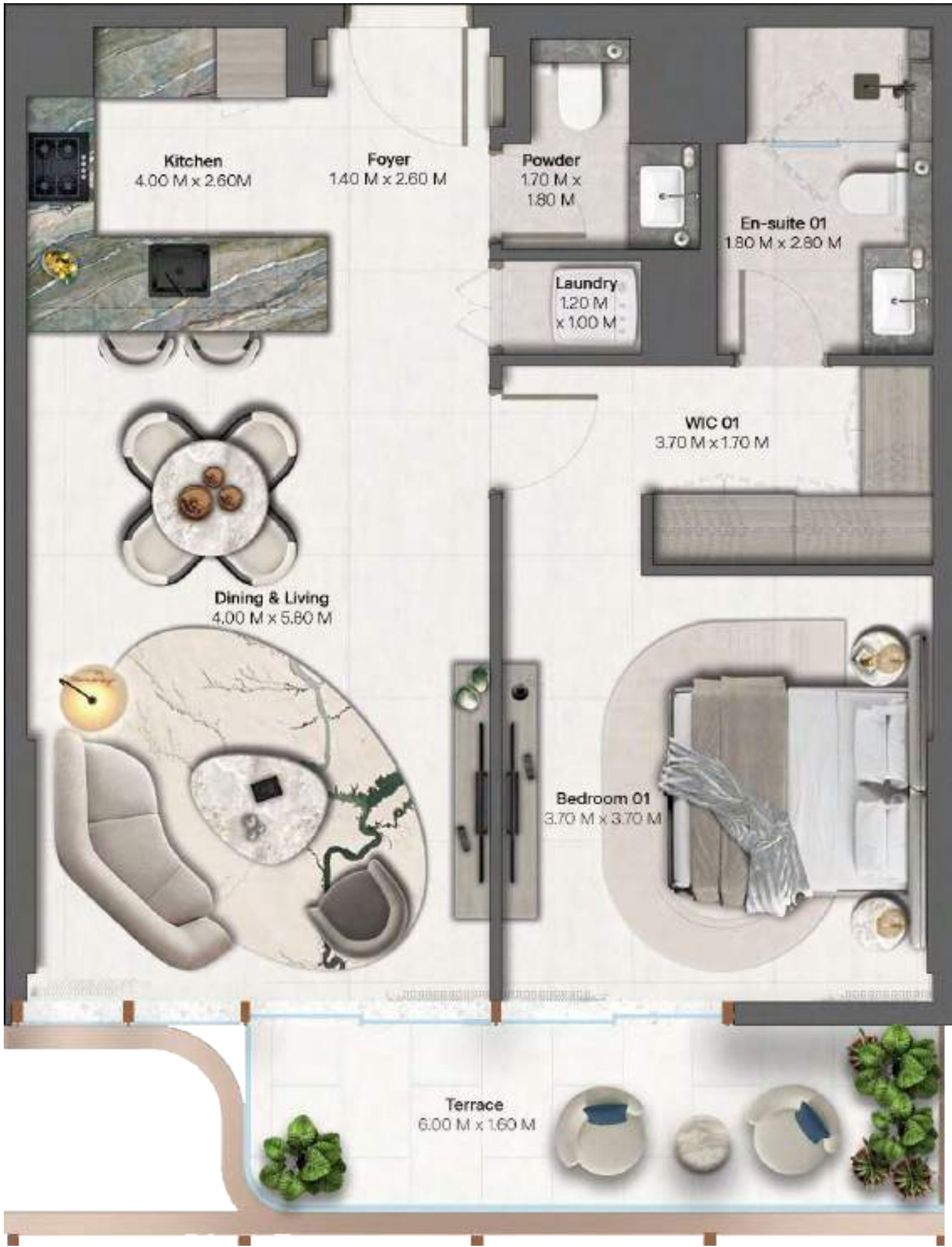




UNIT - A509

# 1 BEDROOM

TYPE 1



hado

BY BEYOND

INTERNAL AREA	728.29	SQ.FT
EXTERNAL AREA	103.44	SQ.FT
TOTAL AREA	831.73	SQ.FT

## KEY SECTION

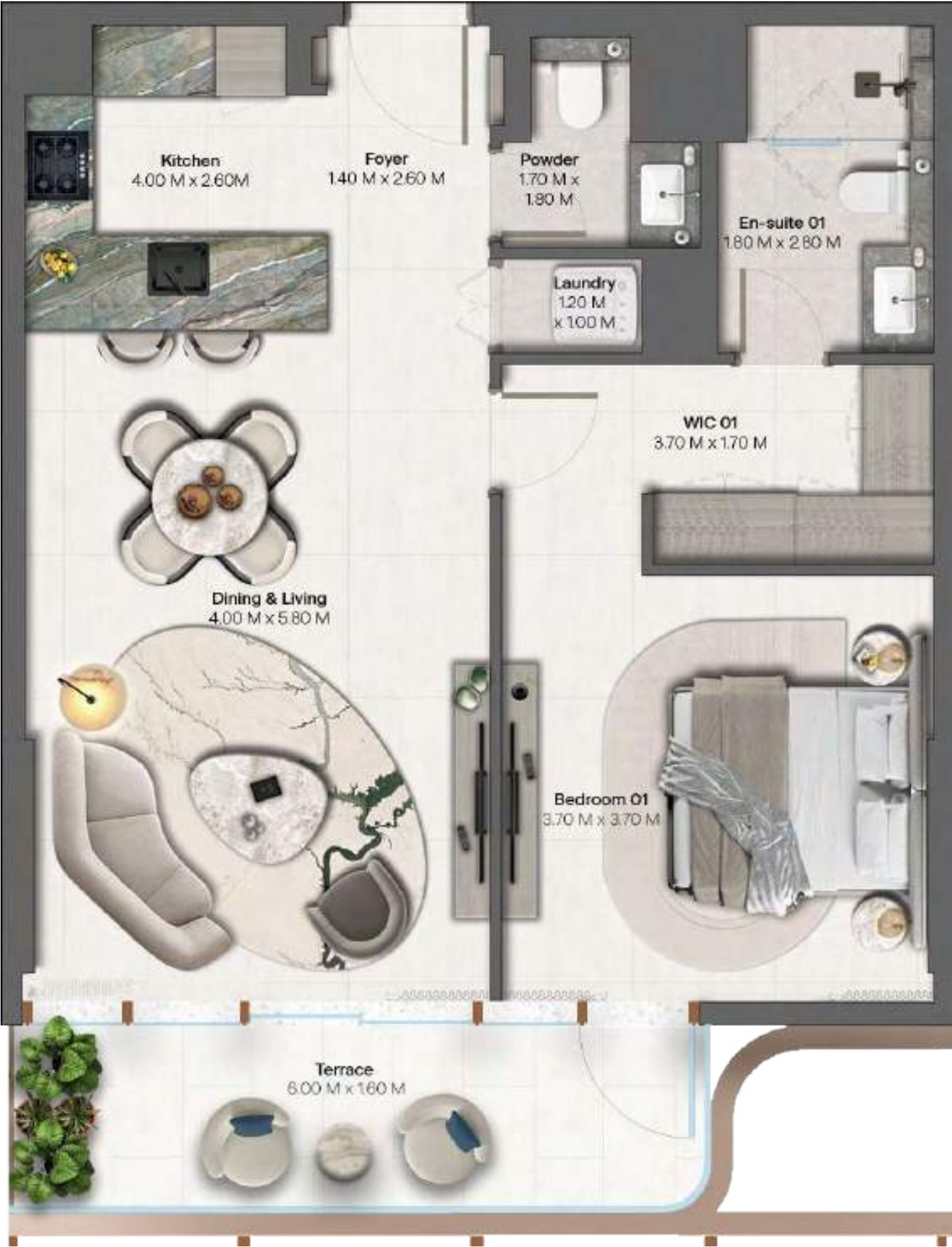




UNIT - A510

1 BEDROOM

TYPE 1



hado

BY BEYOND

INTERNAL AREA	728.07	SQ.FT
EXTERNAL AREA	101.83	SQ.FT
TOTAL AREA	829.9	SQ.FT

KEY SECTION





UNIT - A511

1 BEDROOM

TYPE 1



hado

BY BEYOND

INTERNAL AREA	728.18	SQ.FT
EXTERNAL AREA	103.55	SQ.FT
TOTAL AREA	831.73	SQ.FT

KEY SECTION





UNIT - A512

1 BEDROOM

TYPE 1



hado

BY BEYOND

INTERNAL AREA	728.18	SQ.FT
EXTERNAL AREA	103.55	SQ.FT
TOTAL AREA	831.73	SQ.FT

KEY SECTION

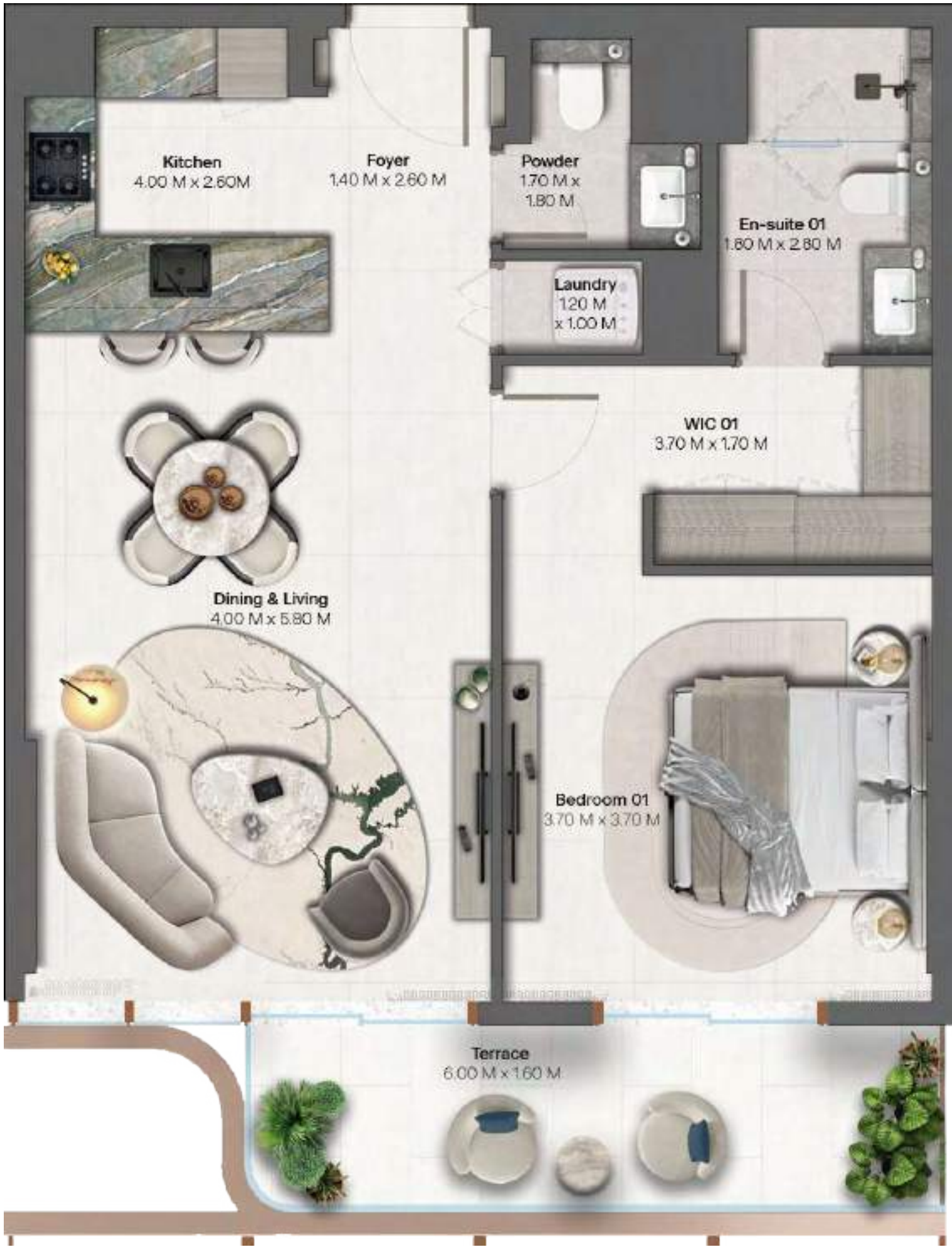




UNIT - A513

1 BEDROOM

TYPE 1



hado

BY BEYOND

INTERNAL AREA	728.07	SQ.FT
EXTERNAL AREA	103.66	SQ.FT
TOTAL AREA	831.73	SQ.FT

KEY SECTION





UNIT - A514

1 BEDROOM

TYPE 1 - 2



hado

BY BEYOND

INTERNAL AREA	728.07	SQ.FT
EXTERNAL AREA	138.53	SQ.FT
TOTAL AREA	866.6	SQ.FT

KEY SECTION





UNIT - A515

1 BEDROOM

TYPE 3



hado

BY BEYOND

INTERNAL AREA	667.36	SQ.FT
EXTERNAL AREA	102.58	SQ.FT
TOTAL AREA	769.94	SQ.FT

KEY SECTION





UNIT - A601

# 1 BEDROOM

TYPE 1 - 2

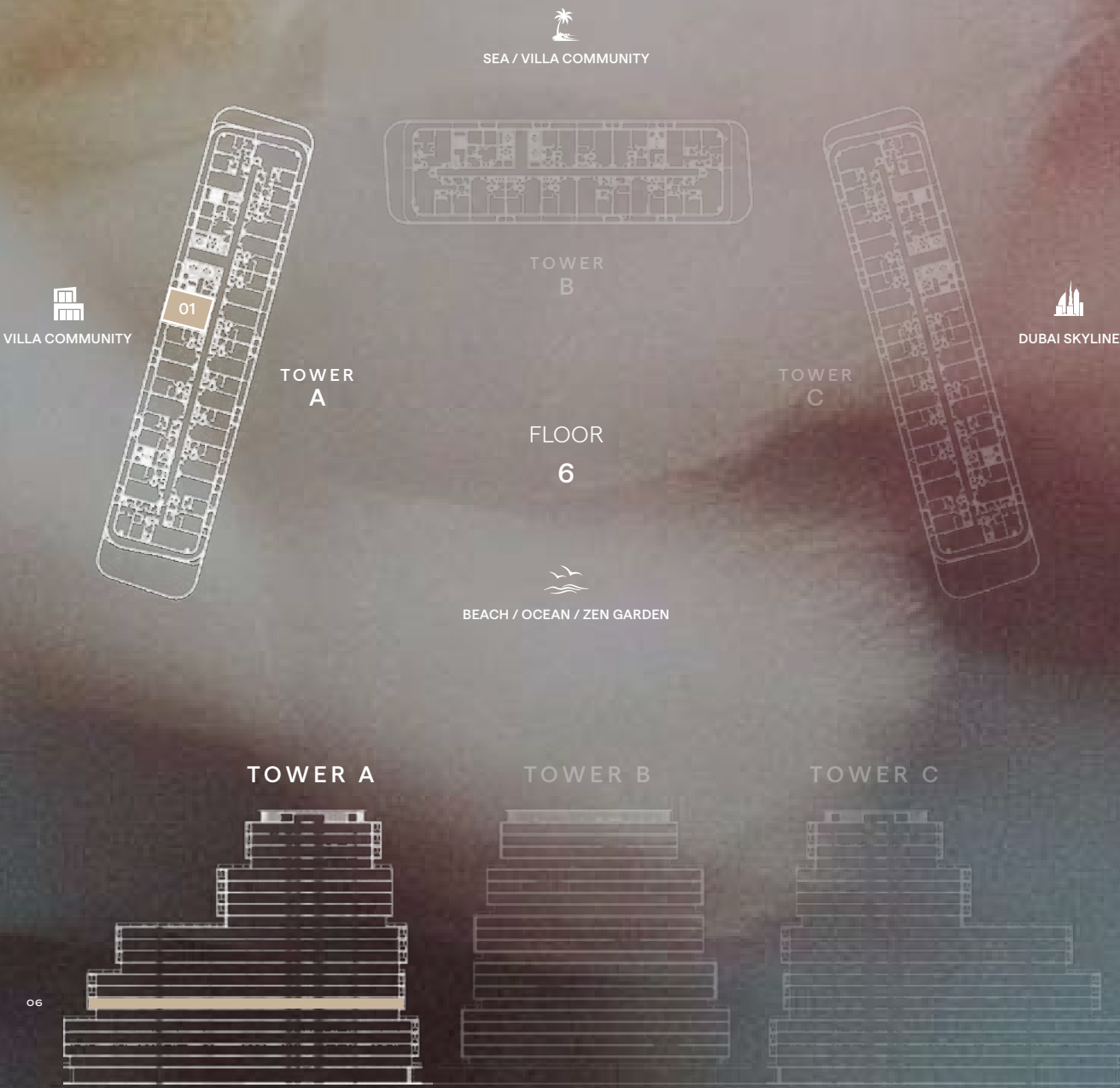


hado

BY BEYOND

INTERNAL AREA	731.41	SQ.FT
EXTERNAL AREA	138.64	SQ.FT
TOTAL AREA	870.05	SQ.FT

## KEY SECTION





UNIT - A602

# 1 BEDROOM

TYPE 1



# hado

BY BEYOND

INTERNAL AREA	728.93	SQ.FT
EXTERNAL AREA	102.8	SQ.FT
TOTAL AREA	831.73	SQ.FT

## KEY SECTION





UNIT - A603

# 1 BEDROOM

TYPE 1



hado

BY BEYOND

INTERNAL AREA	728.07	SQ.FT
EXTERNAL AREA	103.66	SQ.FT
TOTAL AREA	831.73	SQ.FT

## KEY SECTION





UNIT - A605

# 1 BEDROOM

TYPE 1



# hado

BY BEYOND

INTERNAL AREA	732.48	SQ.FT
EXTERNAL AREA	103.55	SQ.FT
TOTAL AREA	836.03	SQ.FT

## KEY SECTION

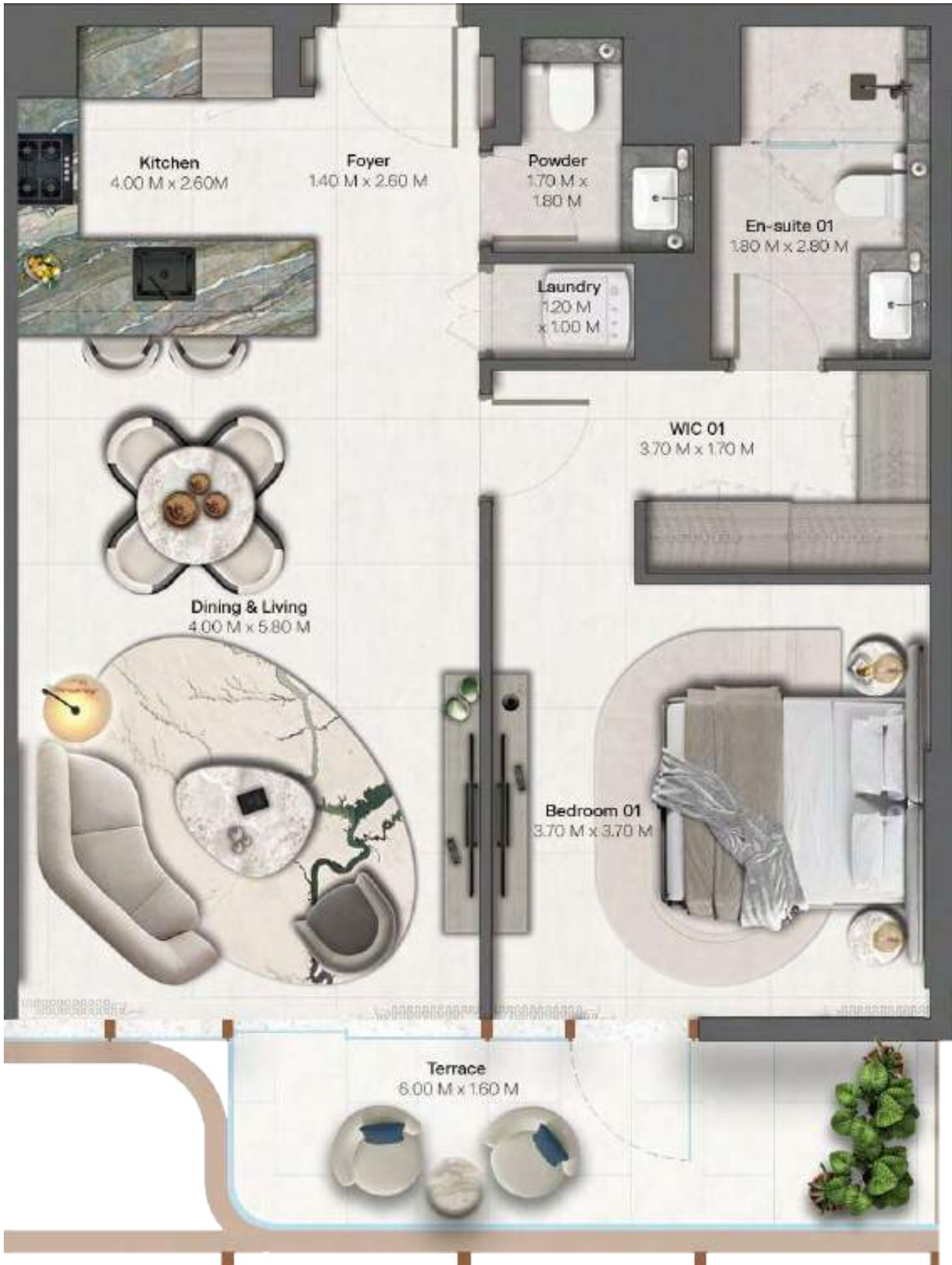




UNIT - A608

# 1 BEDROOM

TYPE 1



hado

BY BEYOND

INTERNAL AREA	727.96	SQ.FT
EXTERNAL AREA	103.66	SQ.FT
TOTAL AREA	831.62	SQ.FT

## KEY SECTION





UNIT - A609

# 1 BEDROOM

TYPE 1



# hado

BY BEYOND

INTERNAL AREA	728.07	SQ.FT
EXTERNAL AREA	101.83	SQ.FT
TOTAL AREA	829.9	SQ.FT

## KEY SECTION





UNIT - A610

# 1 BEDROOM

TYPE 1



hado

BY BEYOND

INTERNAL AREA	729.04	SQ.FT
EXTERNAL AREA	102.69	SQ.FT
TOTAL AREA	831.73	SQ.FT

## KEY SECTION

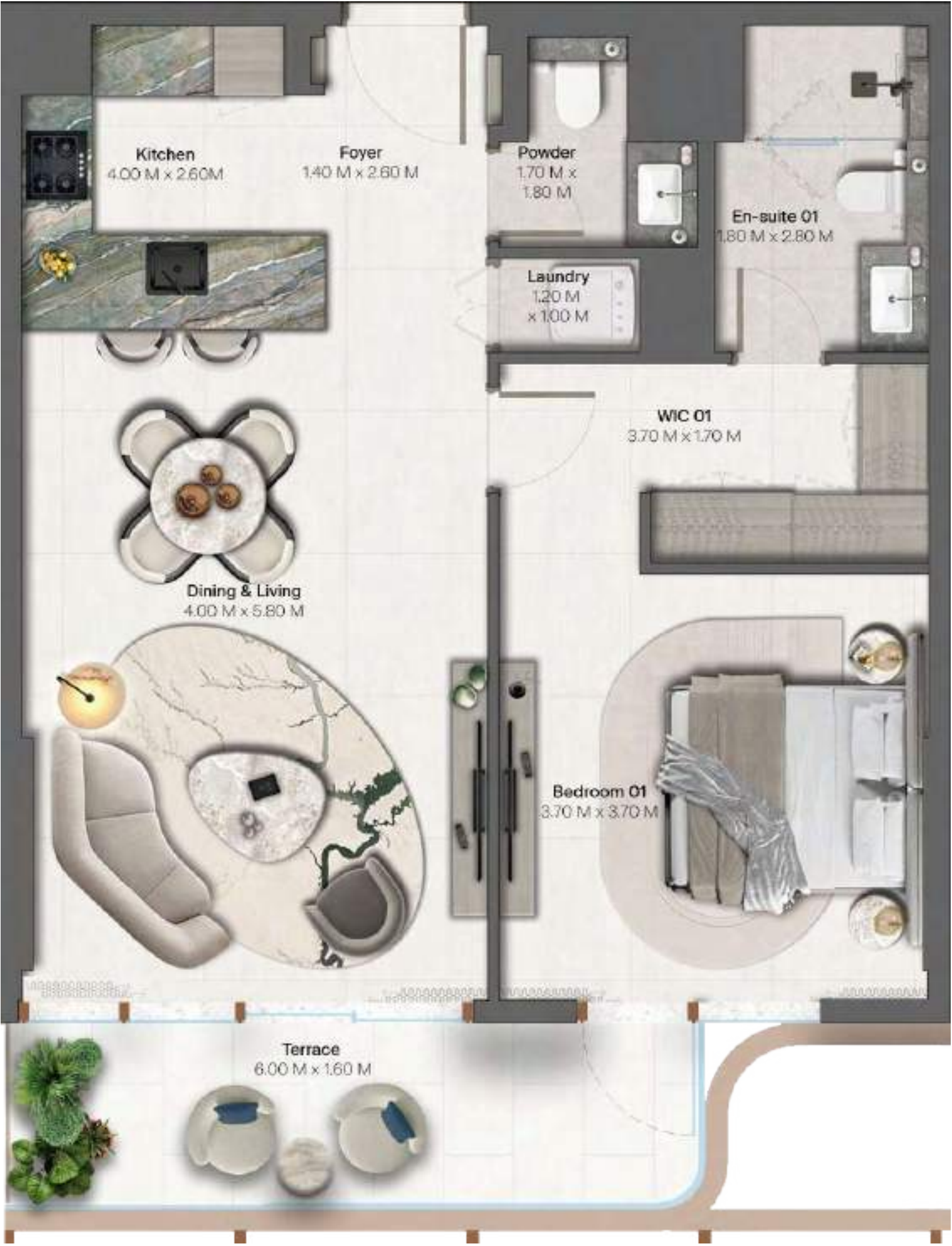




UNIT - A611

1 BEDROOM

TYPE 1

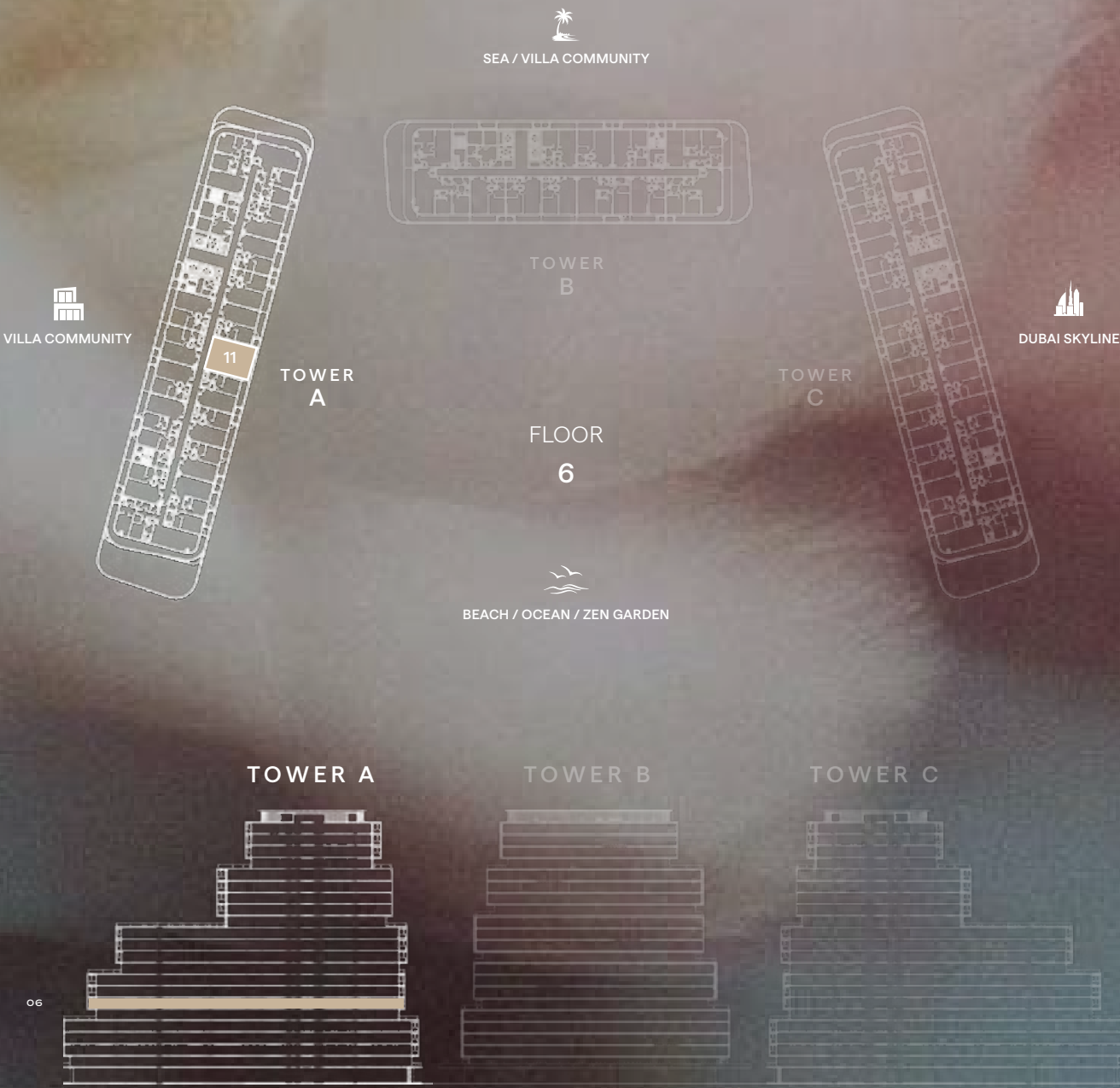


hado

BY BEYOND

INTERNAL AREA	728.29	SQ.FT
EXTERNAL AREA	102.58	SQ.FT
TOTAL AREA	830.87	SQ.FT

KEY SECTION

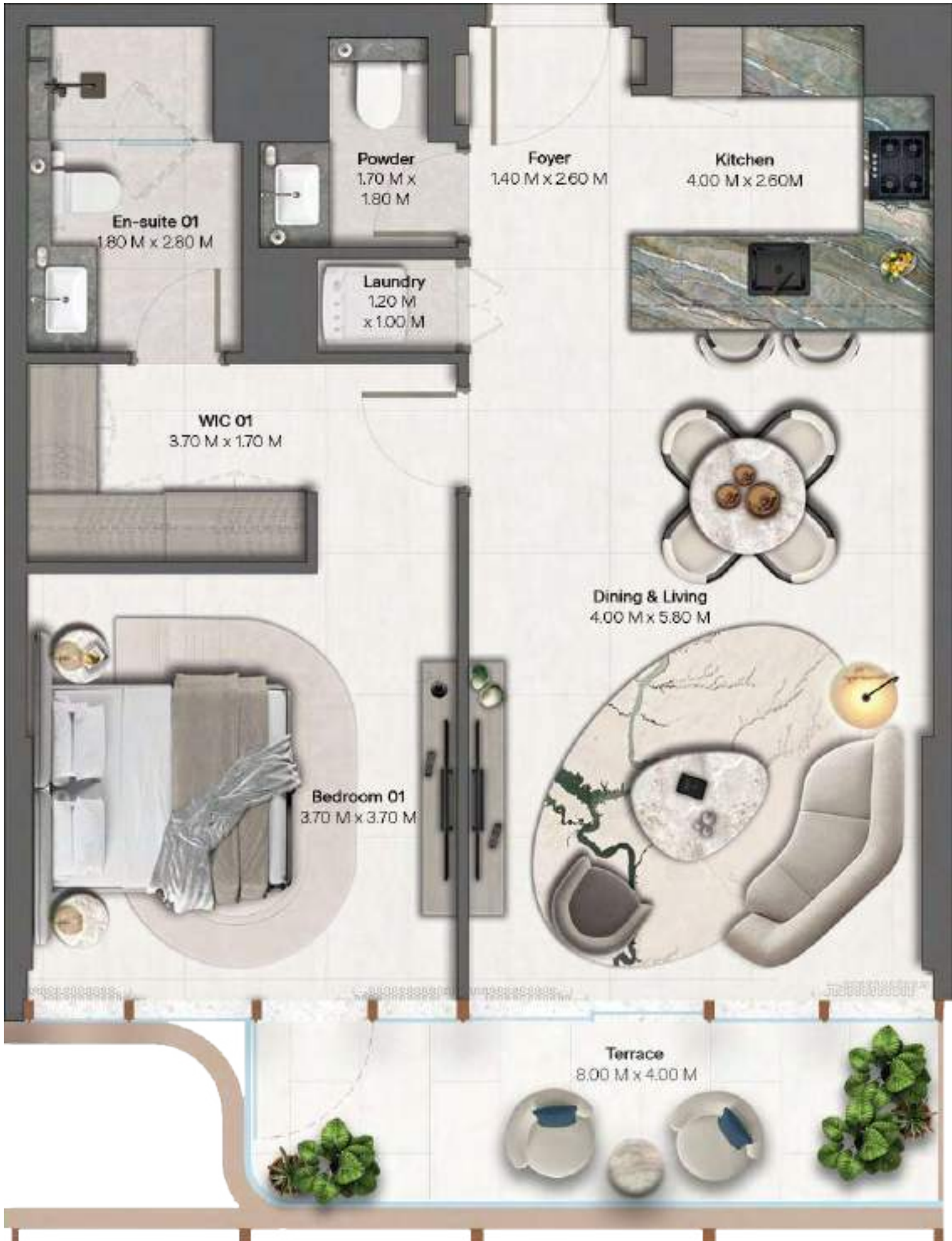




UNIT - A612

# 1 BEDROOM

TYPE 1



# hado

BY BEYOND

INTERNAL AREA	729.9	SQ.FT
EXTERNAL AREA	101.83	SQ.FT
TOTAL AREA	831.73	SQ.FT

## KEY SECTION

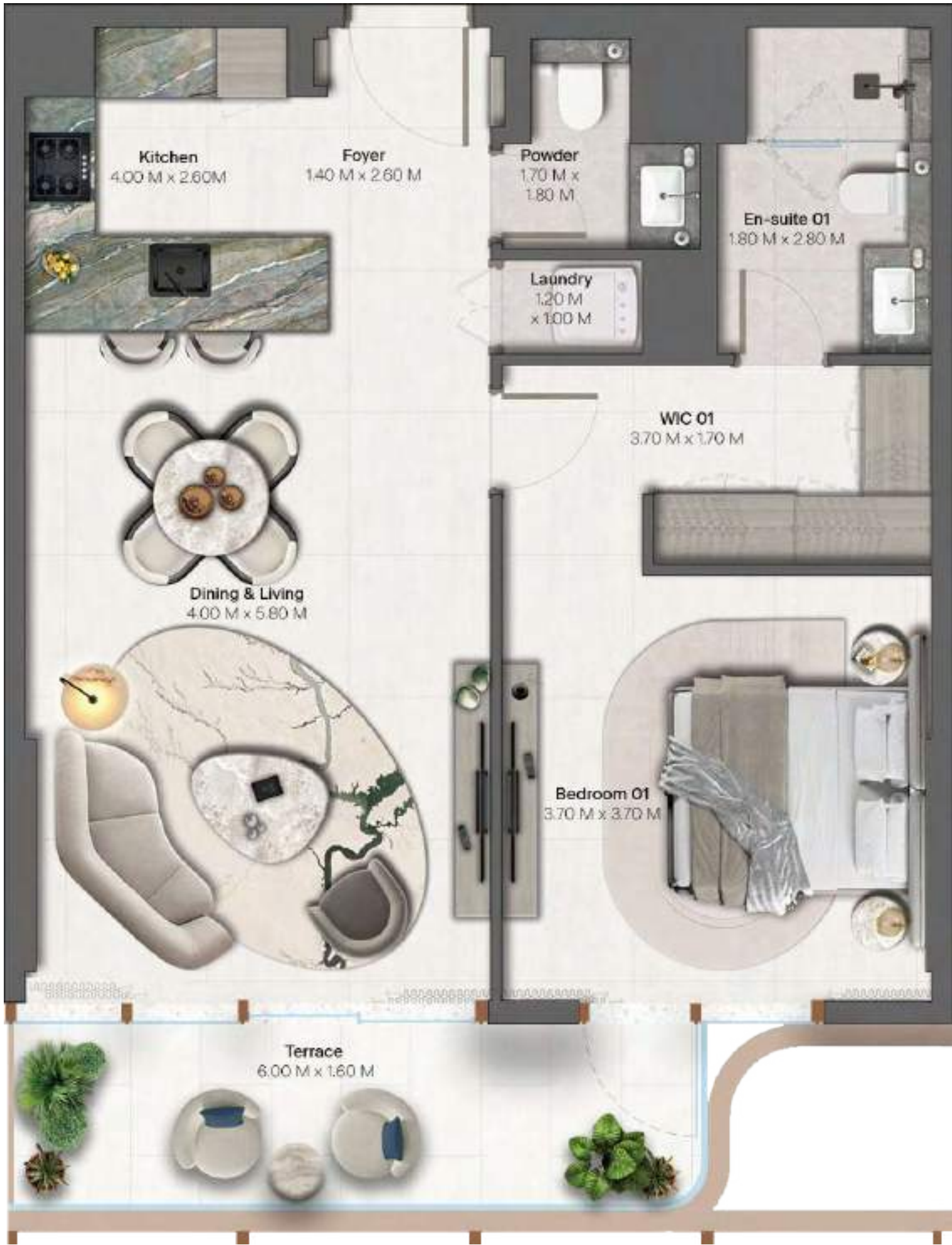




UNIT - A613

1 BEDROOM

TYPE 1



hado

BY BEYOND

INTERNAL AREA	728.29	SQ.FT
EXTERNAL AREA	102.58	SQ.FT
TOTAL AREA	830.87	SQ.FT

KEY SECTION

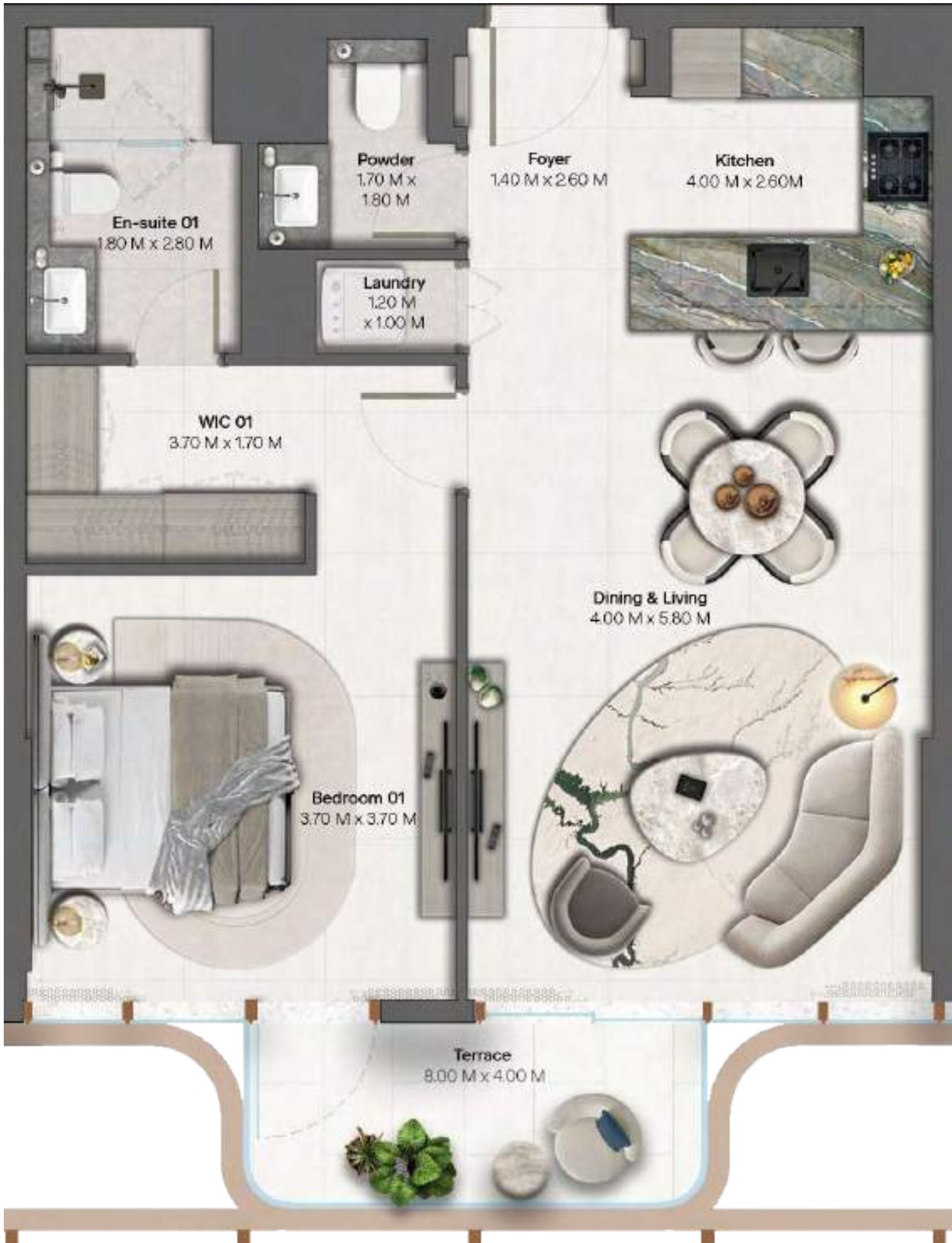




UNIT - A614

# 1 BEDROOM

TYPE 1 - 3



# hado

BY BEYOND

INTERNAL AREA	728.07	SQ.FT
EXTERNAL AREA	68.67	SQ.FT
TOTAL AREA	796.74	SQ.FT

## KEY SECTION





UNIT - A615

# 1 BEDROOM

TYPE 3



hado

BY BEYOND

INTERNAL AREA	667.36	SQ.FT
EXTERNAL AREA	103.55	SQ.FT
TOTAL AREA	770.91	SQ.FT

## KEY SECTION





UNIT - A701

# 1 BEDROOM

TYPE 1

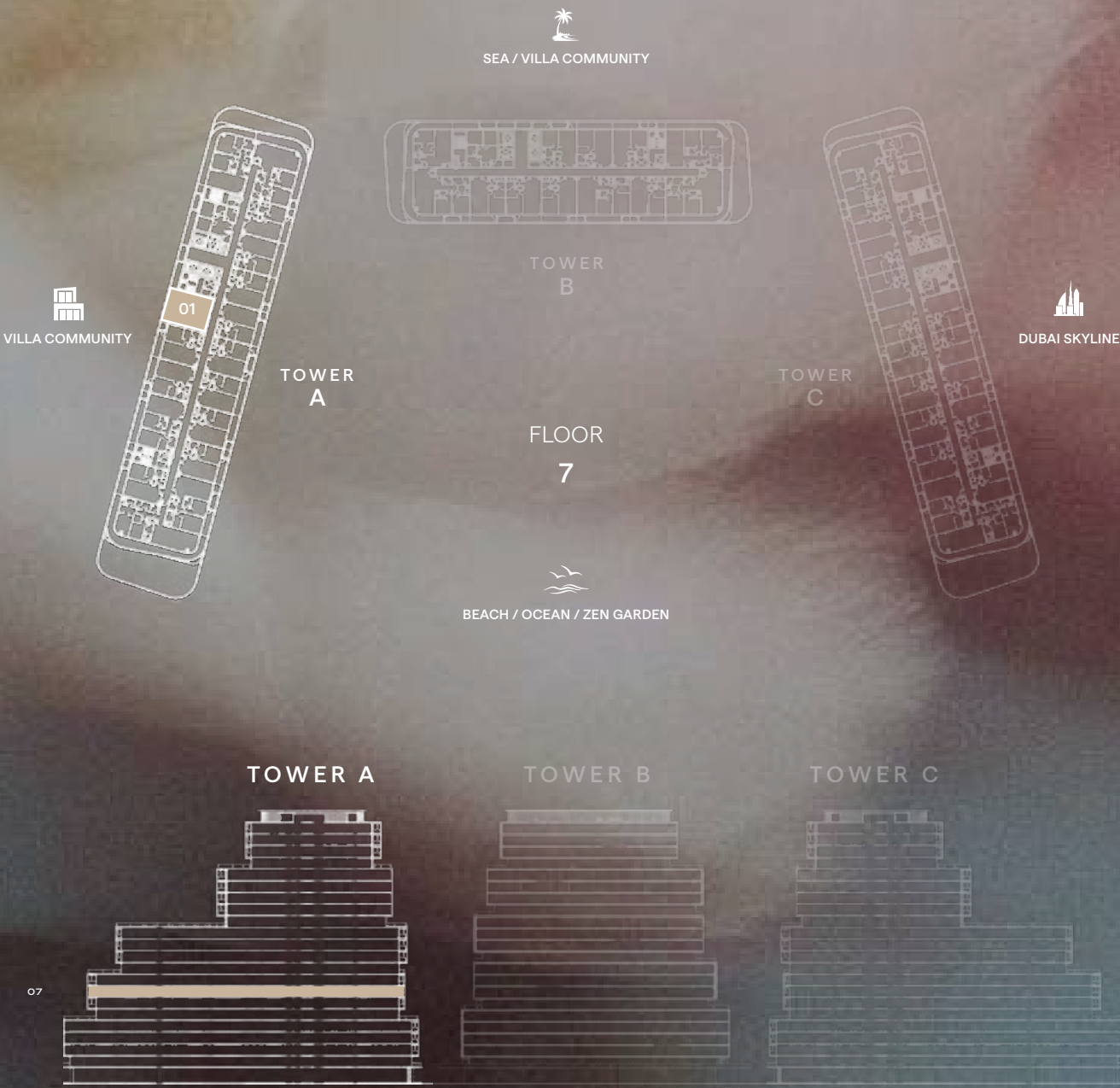


# hado

BY BEYOND

INTERNAL AREA	731.62	SQ.FT
EXTERNAL AREA	102.58	SQ.FT
TOTAL AREA	834.2	SQ.FT

## KEY SECTION





UNIT - A702

# 1 BEDROOM

TYPE 1



# hado

BY BEYOND

INTERNAL AREA	728.29	SQ.FT
EXTERNAL AREA	102.58	SQ.FT
TOTAL AREA	830.87	SQ.FT

## KEY SECTION





UNIT - A703

# 1 BEDROOM

TYPE 1



# hado

BY BEYOND

INTERNAL AREA	728.29	SQ.FT
EXTERNAL AREA	102.58	SQ.FT
TOTAL AREA	830.87	SQ.FT

## KEY SECTION





UNIT - A705

1 BEDROOM

TYPE 1



hado

BY BEYOND

INTERNAL AREA	732.38	SQ.FT
EXTERNAL AREA	103.55	SQ.FT
TOTAL AREA	835.93	SQ.FT

KEY SECTION

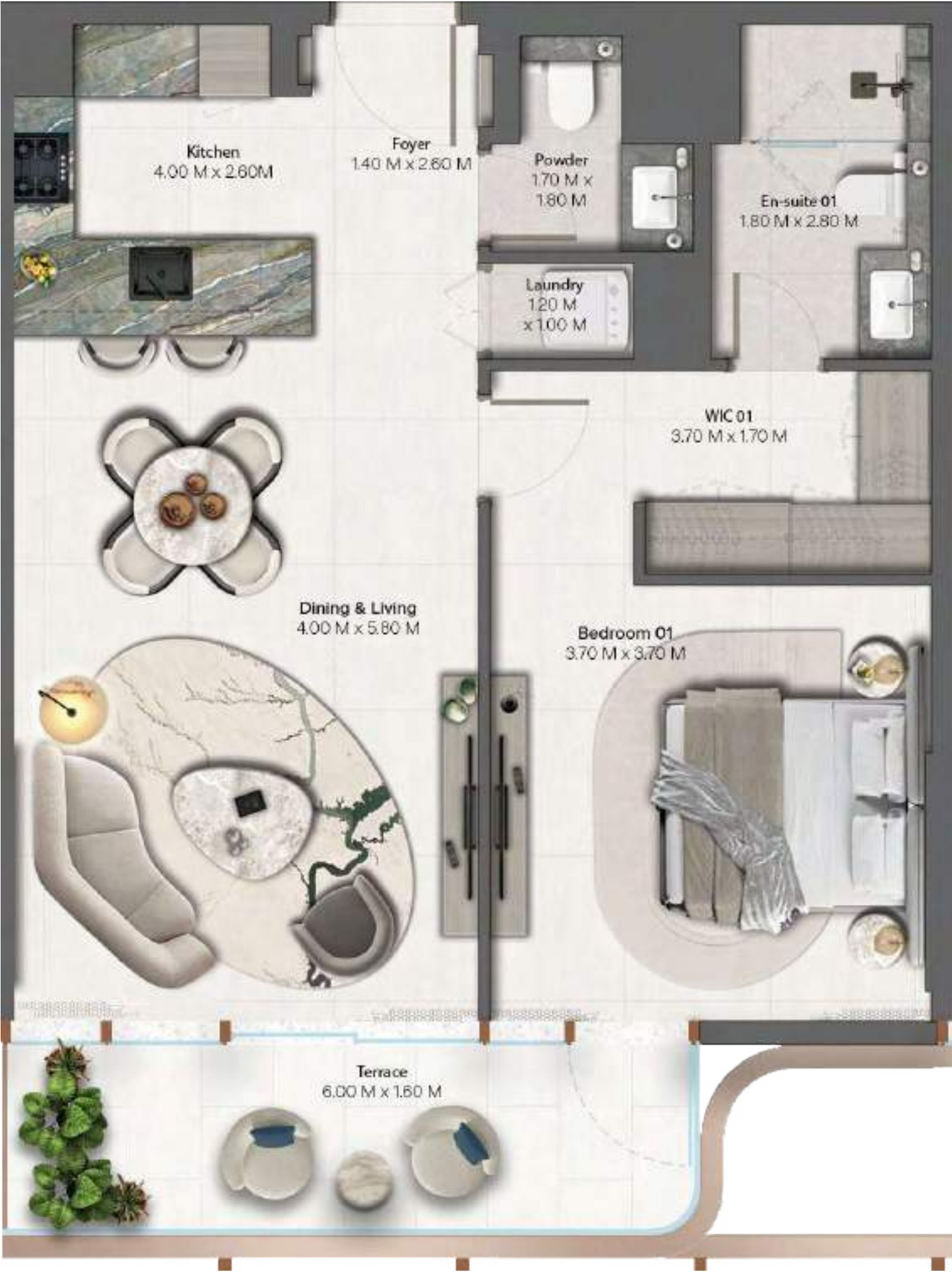




UNIT - A708

# 1 BEDROOM

TYPE 1




hado

BY BEYOND

INTERNAL AREA	728.07	SQ.FT
EXTERNAL AREA	101.83	SQ.FT
TOTAL AREA	829.9	SQ.FT

## KEY SECTION

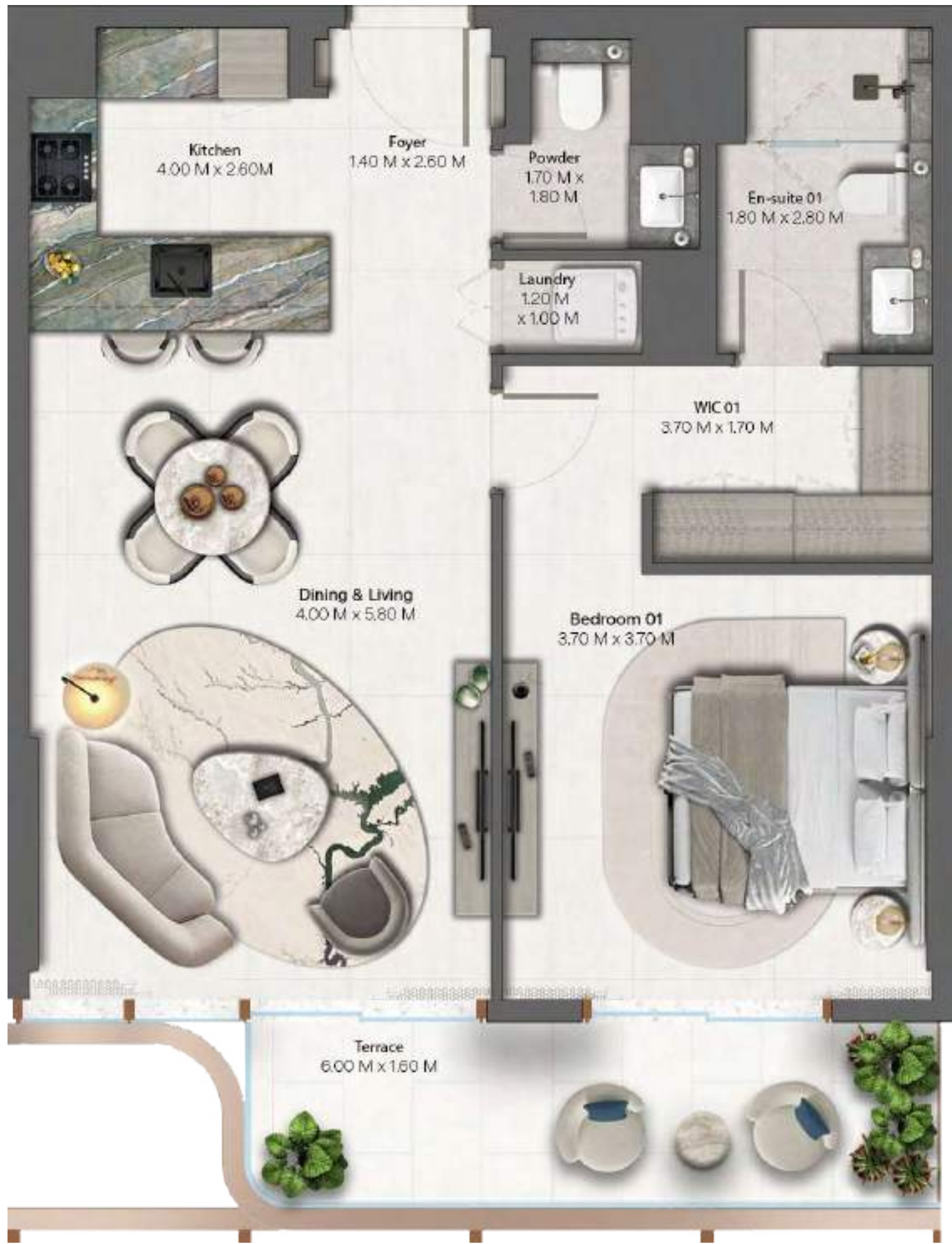




UNIT - A709

# 1 BEDROOM

TYPE 1



hado

BY BEYOND

INTERNAL AREA	727.96	SQ.FT
EXTERNAL AREA	103.76	SQ.FT
TOTAL AREA	831.73	SQ.FT

## KEY SECTION





UNIT - A710

1 BEDROOM

TYPE 1 - 2



hado

BY BEYOND

INTERNAL AREA	728.07	SQ.FT
EXTERNAL AREA	138.64	SQ.FT
TOTAL AREA	866.71	SQ.FT

KEY SECTION

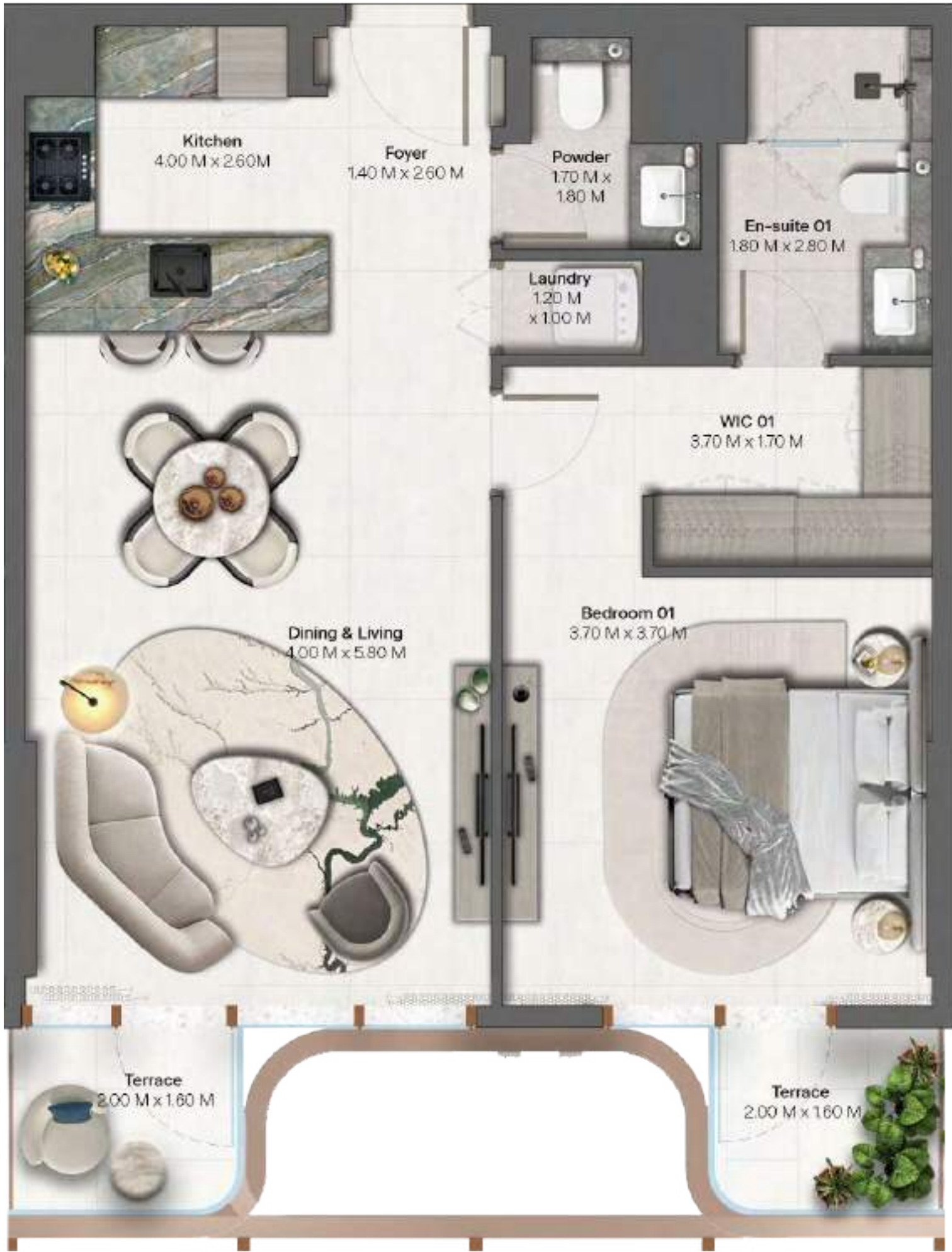




UNIT - A711

1 BEDROOM

TYPE 1 - 4



hado

BY BEYOND

INTERNAL AREA	728.18	SQ.FT
EXTERNAL AREA	67.6	SQ.FT
TOTAL AREA	795.78	SQ.FT

KEY SECTION





UNIT - A712

# 1 BEDROOM

TYPE 1



hado

BY BEYOND

INTERNAL AREA	728.18	SQ.FT
EXTERNAL AREA	103.55	SQ.FT
TOTAL AREA	831.73	SQ.FT

KEY SECTION





UNIT - A713

1 BEDROOM

TYPE 1



hado

BY BEYOND

INTERNAL AREA	728.07	SQ.FT
EXTERNAL AREA	103.66	SQ.FT
TOTAL AREA	831.73	SQ.FT

KEY SECTION





UNIT - A714

# 1 BEDROOM

TYPE 1 - 2



# hado

BY BEYOND

INTERNAL AREA	728.07	SQ.FT
EXTERNAL AREA	138.53	SQ.FT
TOTAL AREA	866.6	SQ.FT

## KEY SECTION





UNIT - A715

1 BEDROOM

TYPE 3



hado

BY BEYOND

INTERNAL AREA	667.47	SQ.FT
EXTERNAL AREA	102.58	SQ.FT
TOTAL AREA	770.05	SQ.FT

KEY SECTION





UNIT - A801

# 1 BEDROOM

TYPE 1 - 2



# hado

BY BEYOND

INTERNAL AREA	731.62	SQ.FT
EXTERNAL AREA	138.42	SQ.FT
TOTAL AREA	870.05	SQ.FT

## KEY SECTION





UNIT - A802

1 BEDROOM

TYPE 1



hado

BY BEYOND

INTERNAL AREA	727.53	SQ.FT
EXTERNAL AREA	104.19	SQ.FT
TOTAL AREA	831.73	SQ.FT

KEY SECTION





UNIT - A803

# 1 BEDROOM

TYPE 1



hado

BY BEYOND

INTERNAL AREA	728.18	SQ.FT
EXTERNAL AREA	103.55	SQ.FT
TOTAL AREA	831.73	SQ.FT

## KEY SECTION





UNIT - A805

# 1 BEDROOM

TYPE 1



# hado

BY BEYOND

INTERNAL AREA	732.38	SQ.FT
EXTERNAL AREA	103.55	SQ.FT
TOTAL AREA	835.93	SQ.FT

## KEY SECTION

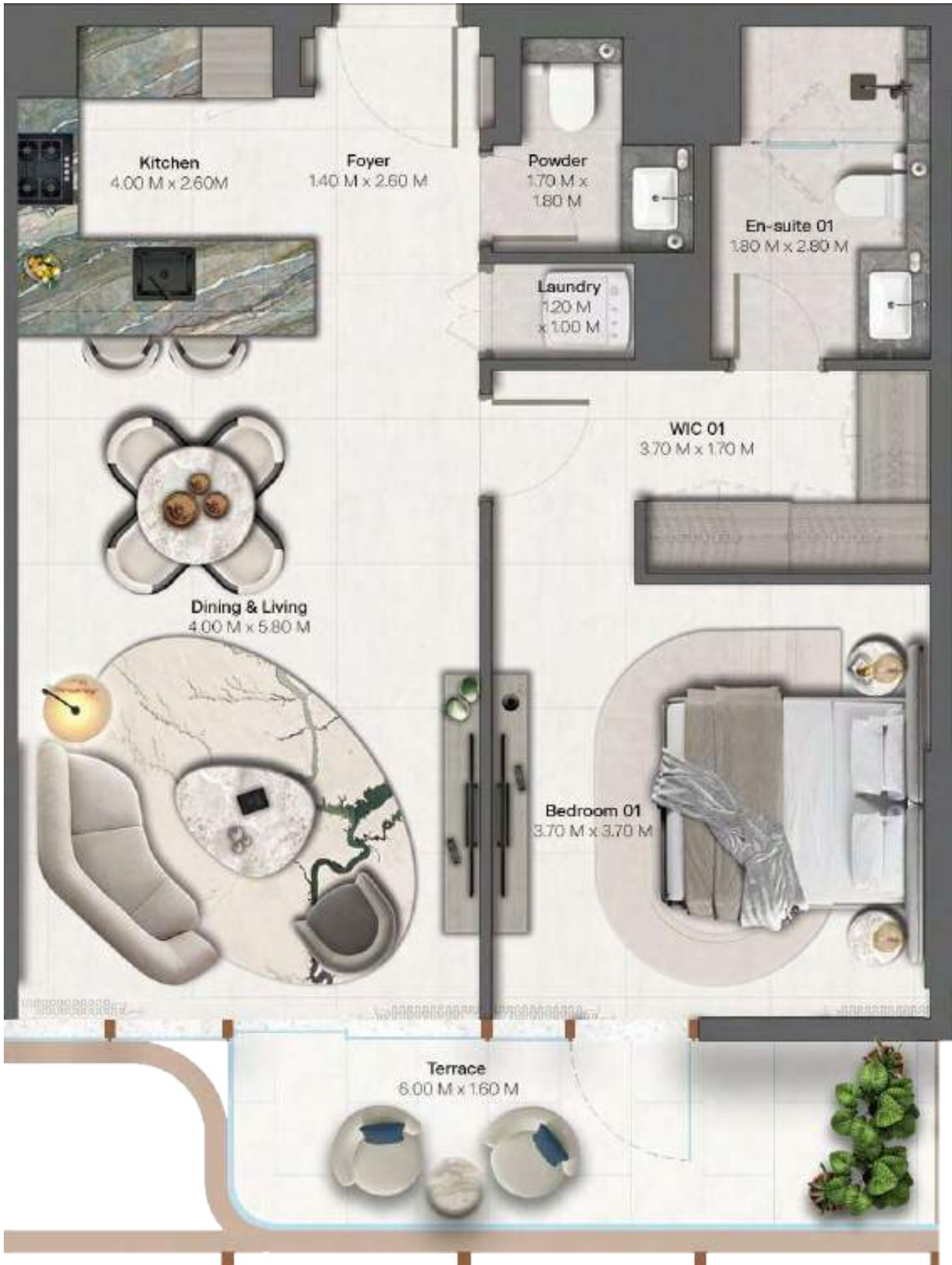




UNIT - A808

# 1 BEDROOM

TYPE 1



hado

BY BEYOND

INTERNAL AREA	727.96	SQ.FT
EXTERNAL AREA	103.66	SQ.FT
TOTAL AREA	831.62	SQ.FT

## KEY SECTION





UNIT - A809

# 1 BEDROOM

TYPE 1



hado

BY BEYOND

INTERNAL AREA	728.07	SQ.FT
EXTERNAL AREA	101.83	SQ.FT
TOTAL AREA	829.9	SQ.FT

## KEY SECTION





UNIT - A810

# 1 BEDROOM

TYPE 1



hado

BY BEYOND

INTERNAL AREA	729.04	SQ.FT
EXTERNAL AREA	102.69	SQ.FT
TOTAL AREA	831.73	SQ.FT

## KEY SECTION

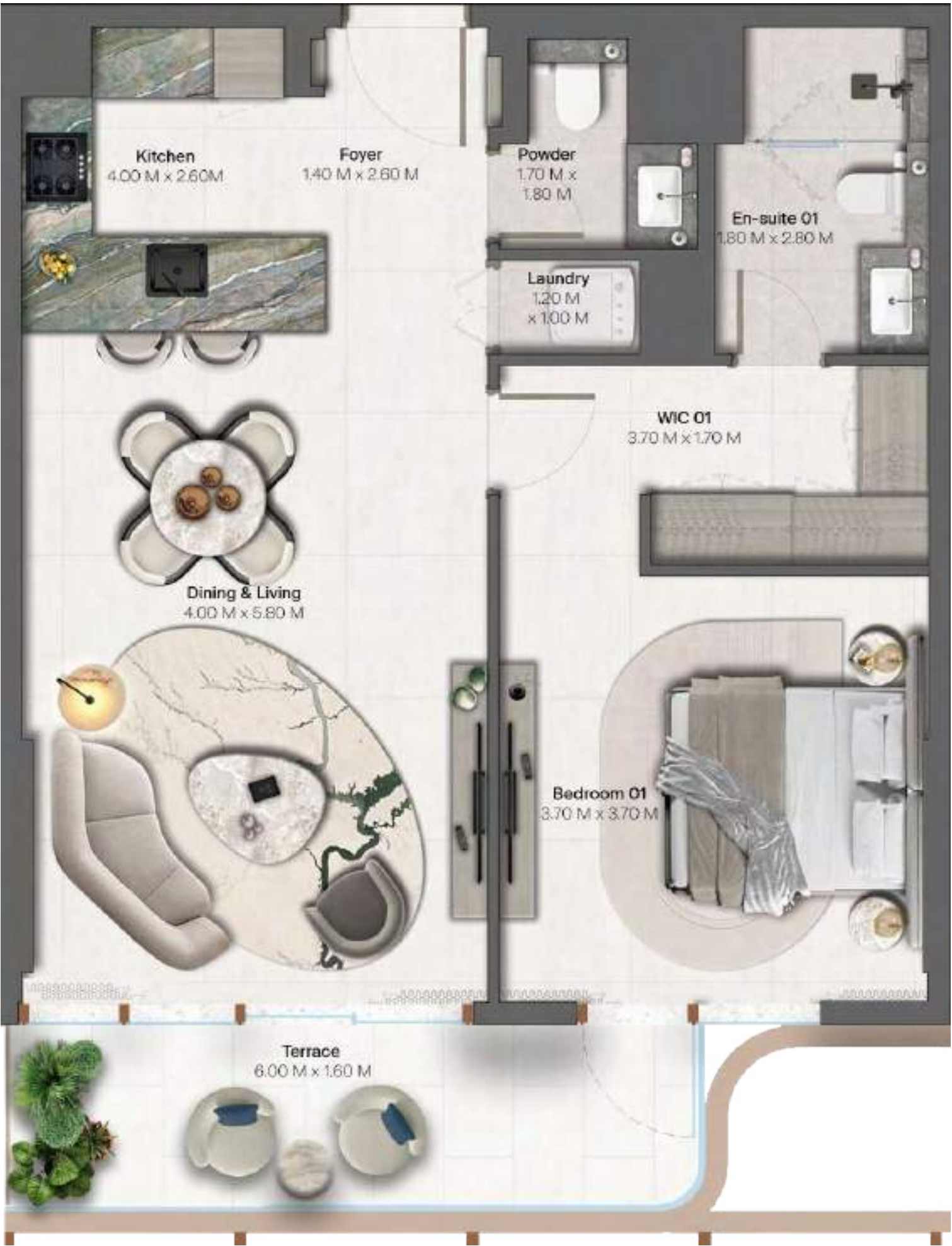




UNIT - A811

1 BEDROOM

TYPE 1



hado

BY BEYOND

INTERNAL AREA	728.29	SQ.FT
EXTERNAL AREA	102.58	SQ.FT
TOTAL AREA	830.87	SQ.FT

KEY SECTION

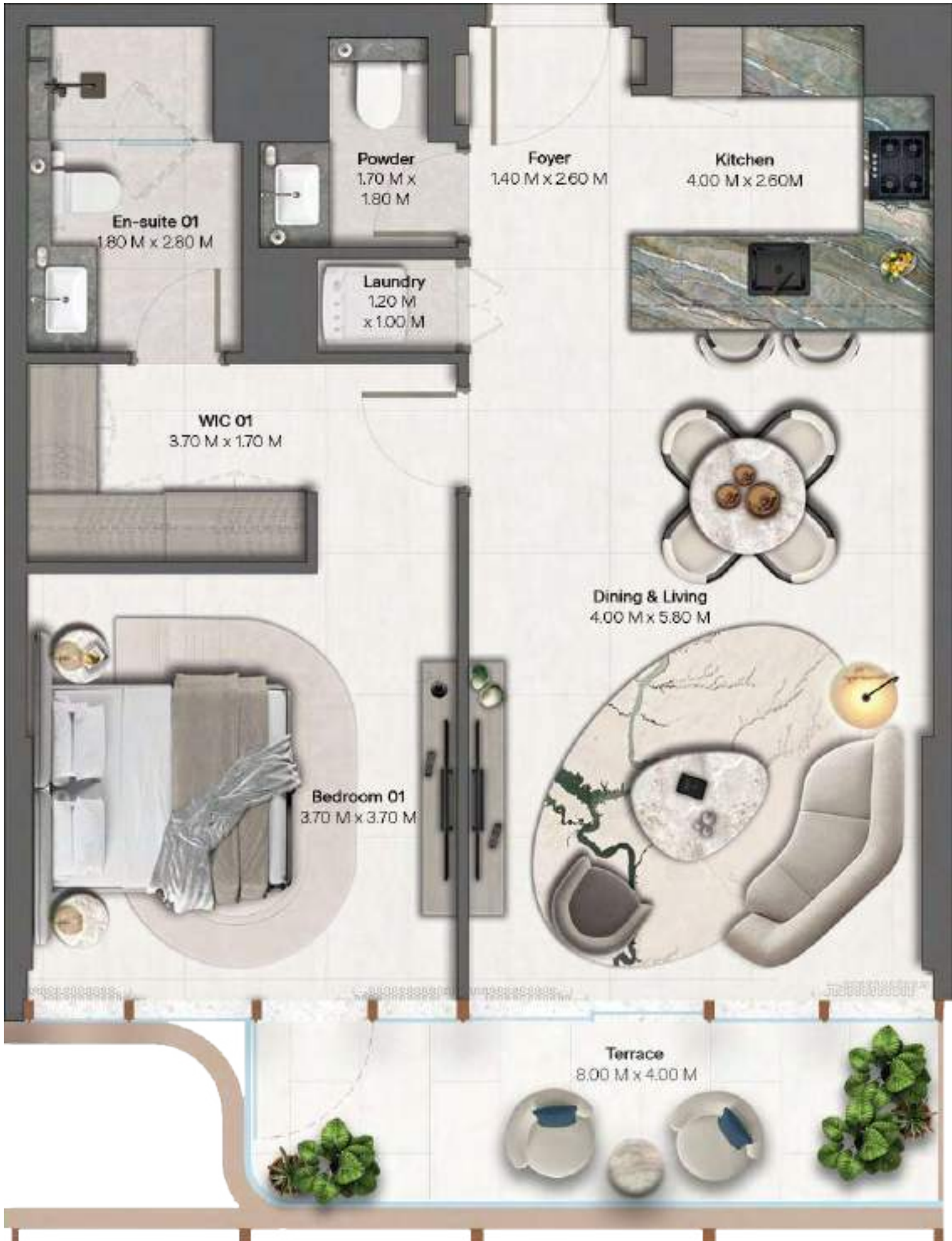




UNIT - A812

# 1 BEDROOM

TYPE 1



# hado

BY BEYOND

INTERNAL AREA	729.9	SQ.FT
EXTERNAL AREA	101.83	SQ.FT
TOTAL AREA	831.73	SQ.FT

## KEY SECTION

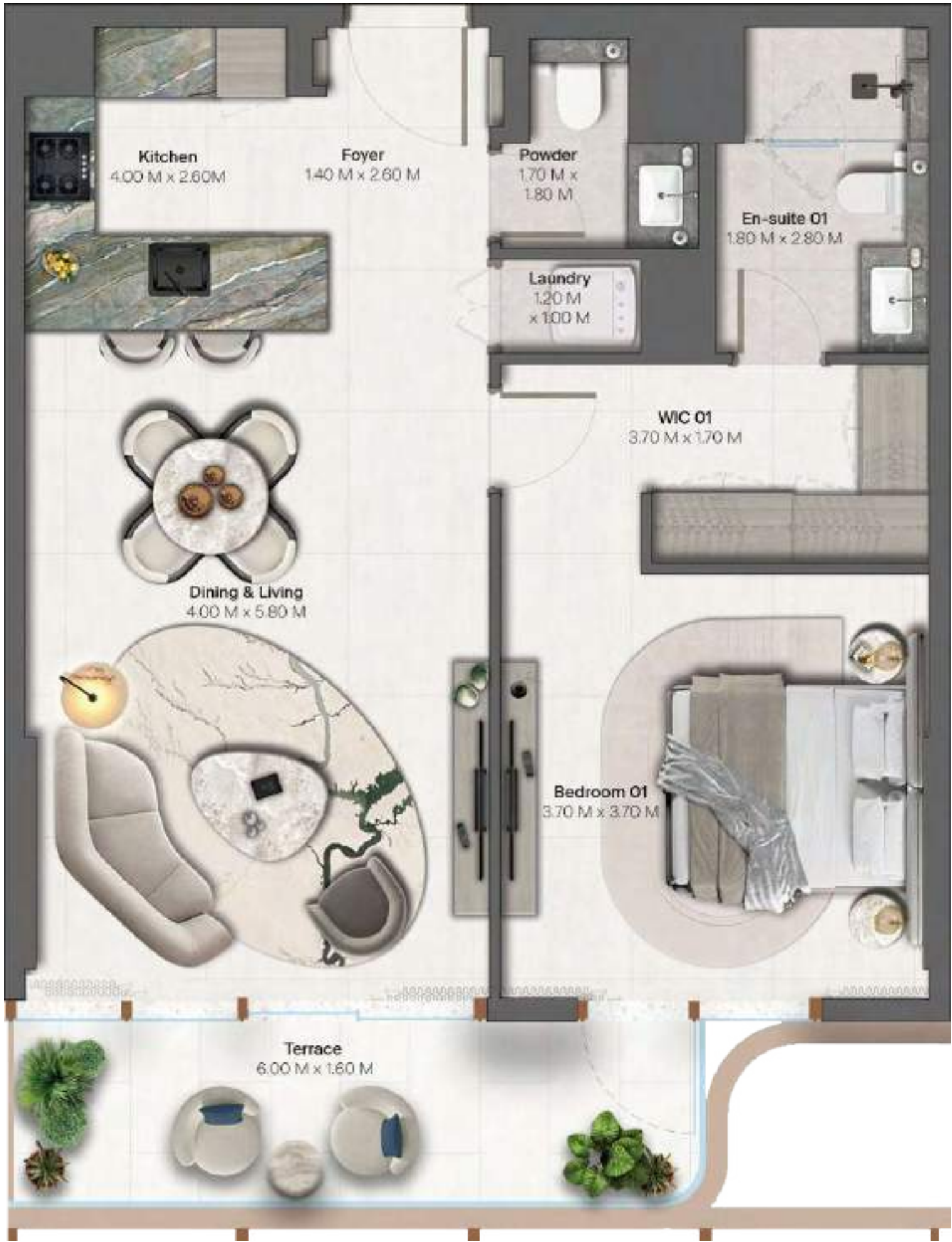




UNIT - A813

# 1 BEDROOM

TYPE 1



# hado

BY BEYOND

INTERNAL AREA	728.07	SQ.FT
EXTERNAL AREA	102.58	SQ.FT
TOTAL AREA	830.65	SQ.FT

## KEY SECTION

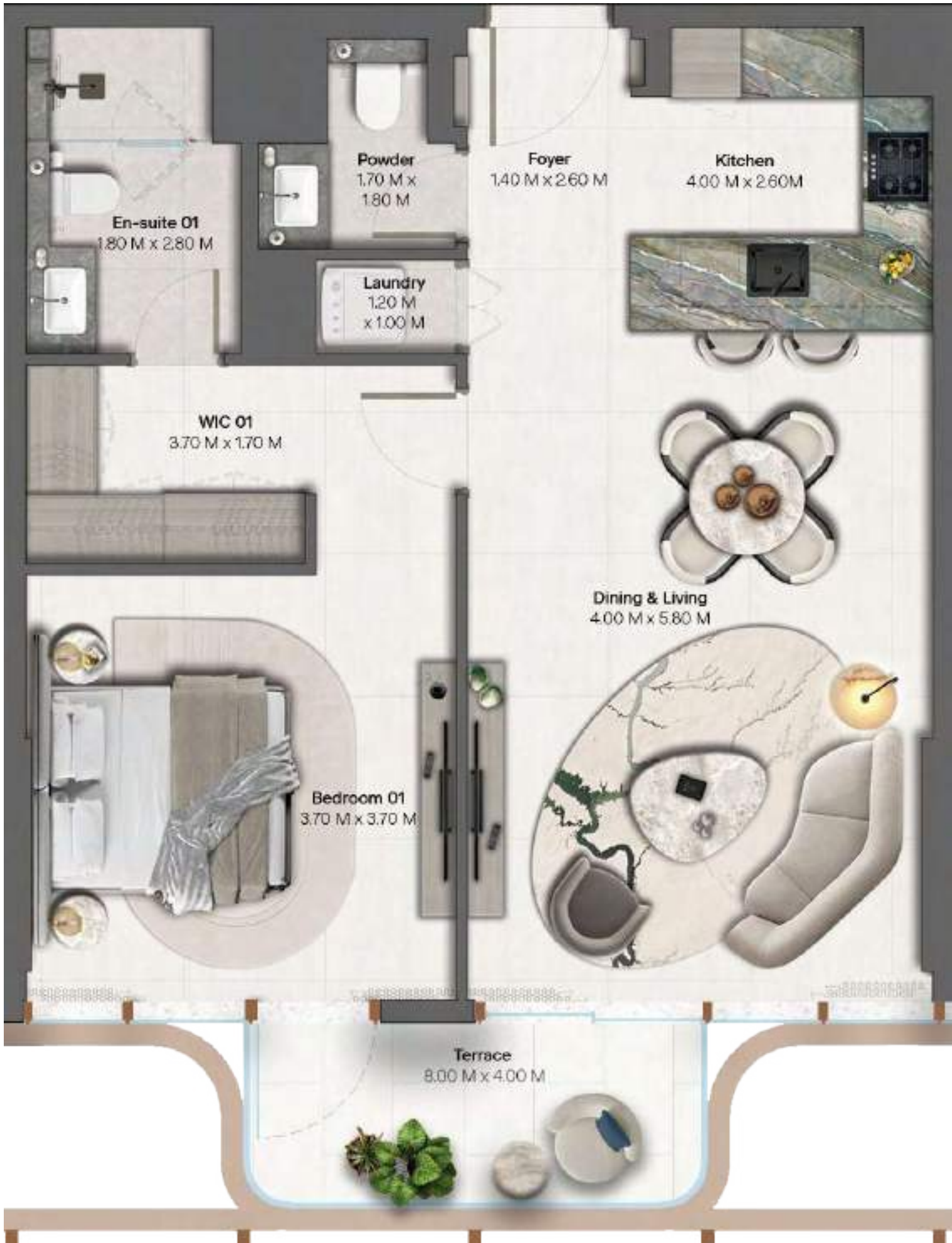




UNIT - A814

1 BEDROOM

TYPE 1 - 3



hado

BY BEYOND

INTERNAL AREA	727.96	SQ.FT
EXTERNAL AREA	68.67	SQ.FT
TOTAL AREA	796.64	SQ.FT

KEY SECTION





UNIT - A815

1 BEDROOM

TYPE 3



hado

BY BEYOND

INTERNAL AREA	667.15	SQ.FT
EXTERNAL AREA	103.66	SQ.FT
TOTAL AREA	770.8	SQ.FT

KEY SECTION





UNIT - A901

# 1 BEDROOM

TYPE 1



# hado

BY BEYOND

INTERNAL AREA	731.41	SQ.FT
EXTERNAL AREA	102.69	SQ.FT
TOTAL AREA	834.1	SQ.FT

## KEY SECTION





UNIT - A902

# 1 BEDROOM

TYPE 1



hado

BY BEYOND

INTERNAL AREA	728.18	SQ.FT
EXTERNAL AREA	102.58	SQ.FT
TOTAL AREA	830.76	SQ.FT

## KEY SECTION





UNIT - A903

# 1 BEDROOM

TYPE 1



# hado

BY BEYOND

INTERNAL AREA	728.29	SQ.FT
EXTERNAL AREA	102.58	SQ.FT
TOTAL AREA	830.87	SQ.FT

## KEY SECTION





UNIT - A906

# 1 BEDROOM

TYPE 1



# hado

BY BEYOND

INTERNAL AREA	728.07	SQ.FT
EXTERNAL AREA	101.83	SQ.FT
TOTAL AREA	829.9	SQ.FT

## KEY SECTION





UNIT - A907

# 1 BEDROOM

TYPE 1



# hado

BY BEYOND

INTERNAL AREA	729.04	SQ.FT
EXTERNAL AREA	102.69	SQ.FT
TOTAL AREA	831.73	SQ.FT

## KEY SECTION





UNIT - A1001

# 1 BEDROOM

TYPE 1 - 2

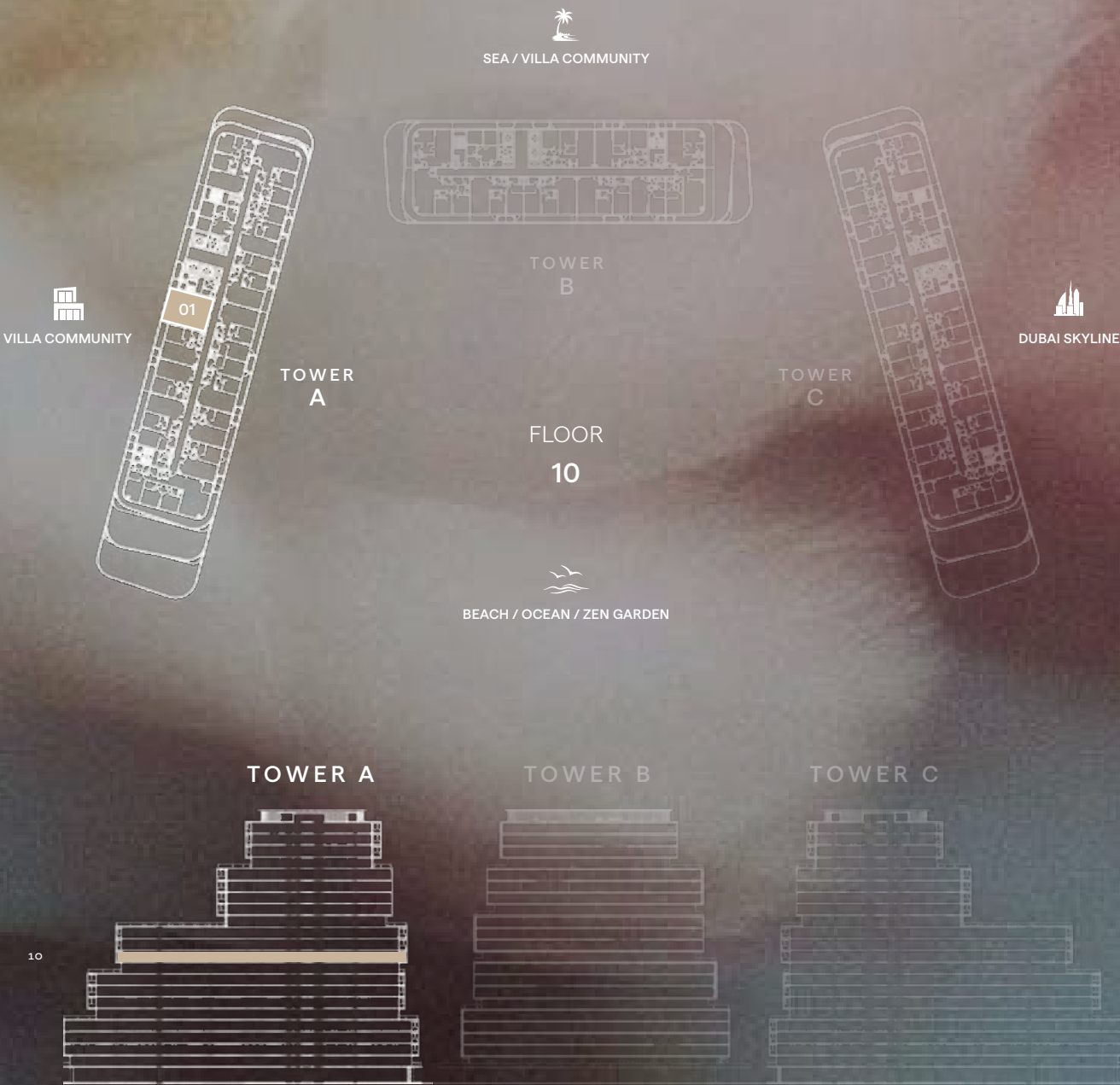


hado

BY BEYOND

INTERNAL AREA	731.41	SQ.FT
EXTERNAL AREA	138.64	SQ.FT
TOTAL AREA	870.05	SQ.FT

## KEY SECTION





UNIT - A1002

# 1 BEDROOM

TYPE 1



# hado

BY BEYOND

INTERNAL AREA	728.18	SQ.FT
EXTERNAL AREA	103.55	SQ.FT
TOTAL AREA	831.73	SQ.FT

## KEY SECTION





UNIT - A1003

# 1 BEDROOM

TYPE 1

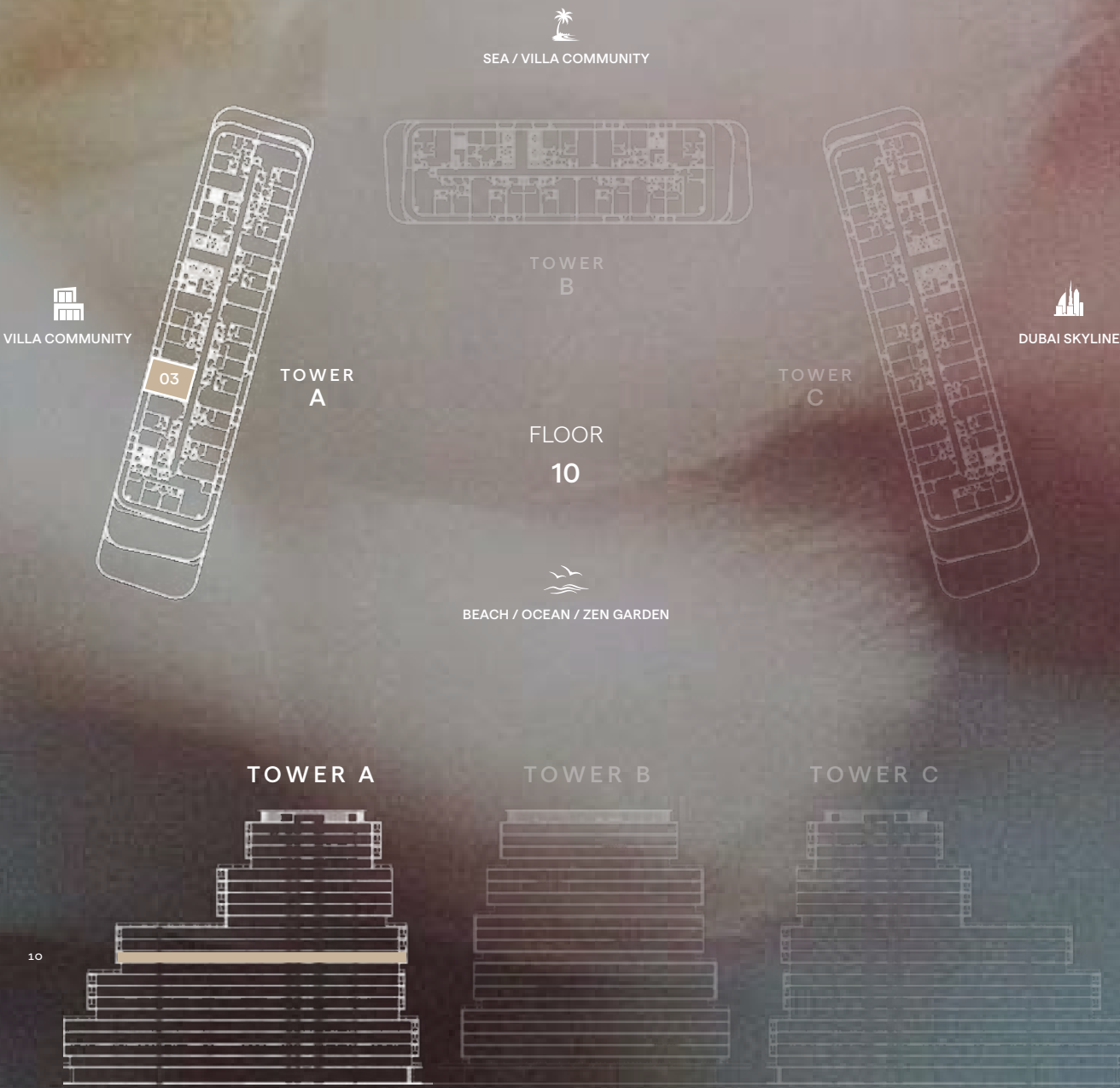


# hado

BY BEYOND

INTERNAL AREA	728.18	SQ.FT
EXTERNAL AREA	103.55	SQ.FT
TOTAL AREA	831.73	SQ.FT

## KEY SECTION





UNIT - A1006

# 1 BEDROOM

TYPE 1

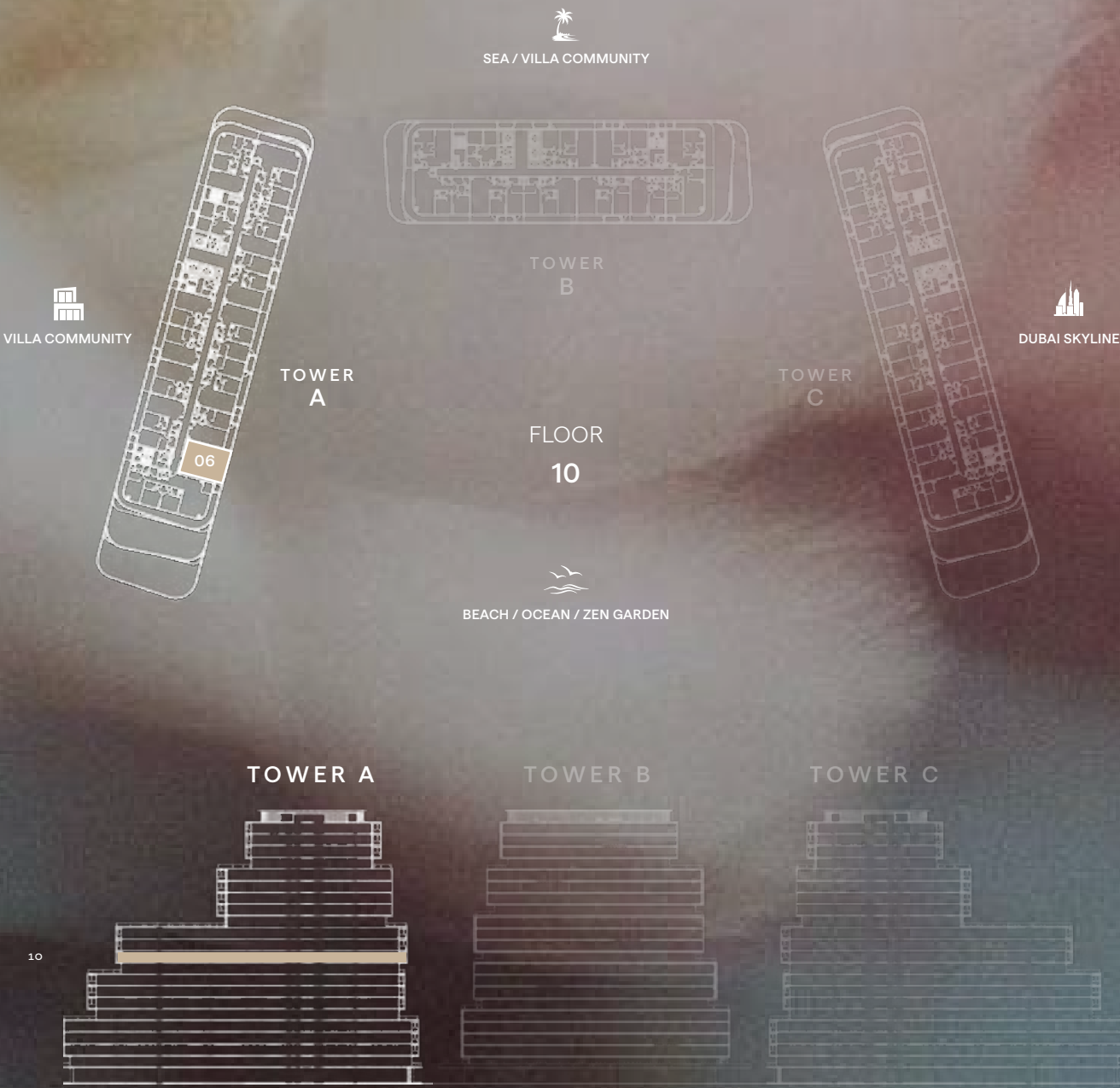


hado

BY BEYOND

INTERNAL AREA	728.07	SQ.FT
EXTERNAL AREA	103.66	SQ.FT
TOTAL AREA	831.73	SQ.FT

## KEY SECTION





UNIT - A1007

# 1 BEDROOM

TYPE 1

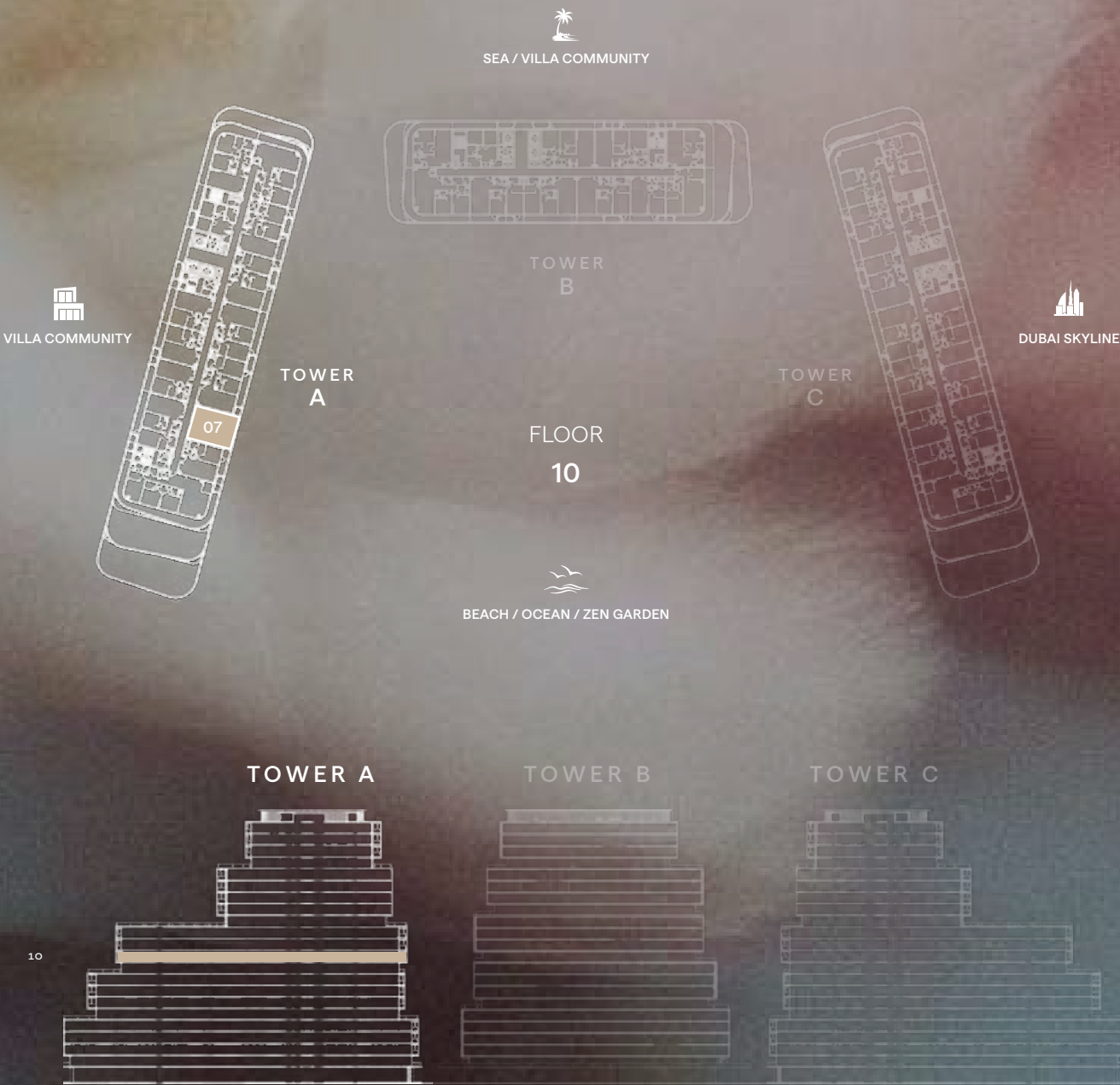


# hado

BY BEYOND

INTERNAL AREA	729.04	SQ.FT
EXTERNAL AREA	101.83	SQ.FT
TOTAL AREA	830.87	SQ.FT

## KEY SECTION





UNIT - A1101

# 1 BEDROOM

TYPE 1



# hado

BY BEYOND

INTERNAL AREA	731.62	SQ.FT
EXTERNAL AREA	102.58	SQ.FT
TOTAL AREA	834.2	SQ.FT

## KEY SECTION





UNIT - A1102

# 1 BEDROOM

TYPE 1

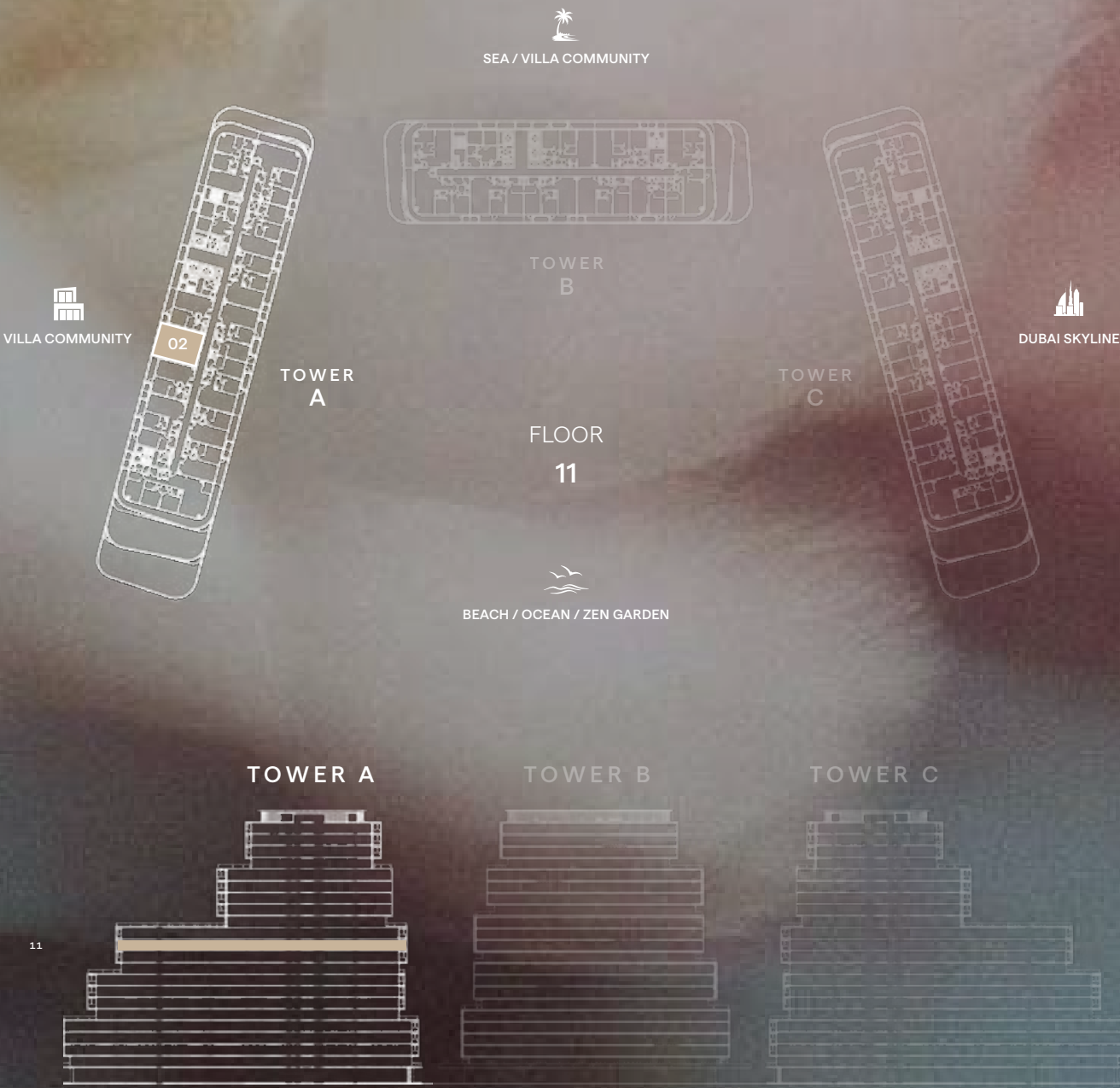


hado

BY BEYOND

INTERNAL AREA	728.29	SQ.FT
EXTERNAL AREA	102.58	SQ.FT
TOTAL AREA	830.87	SQ.FT

## KEY SECTION





UNIT - A1103

# 1 BEDROOM

TYPE 1



hado

BY BEYOND

INTERNAL AREA	728.29	SQ.FT
EXTERNAL AREA	102.58	SQ.FT
TOTAL AREA	830.87	SQ.FT

## KEY SECTION





UNIT - A1106

1 BEDROOM

TYPE 1

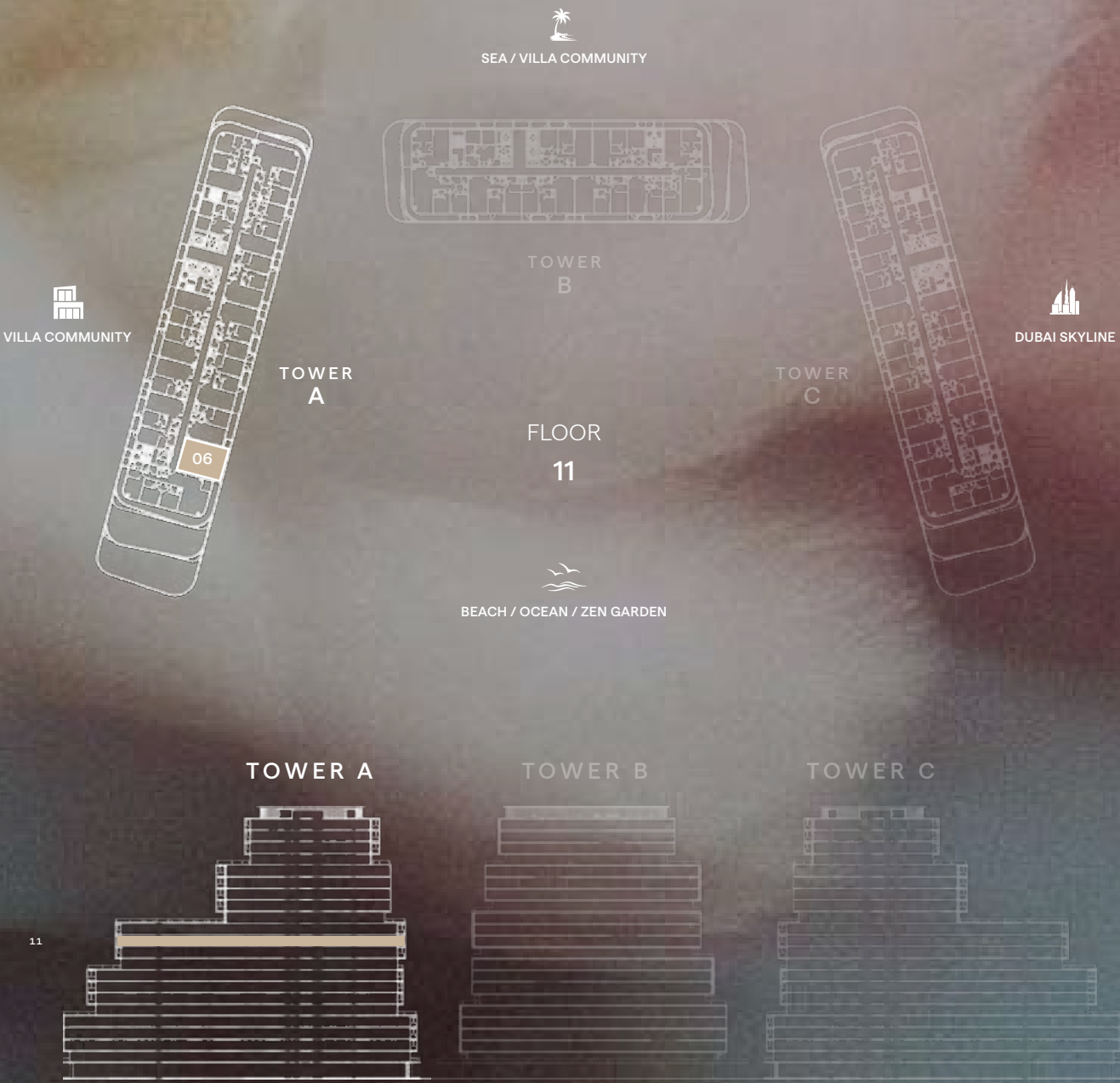


hado

BY BEYOND

INTERNAL AREA	728.07	SQ.FT
EXTERNAL AREA	101.83	SQ.FT
TOTAL AREA	829.9	SQ.FT

KEY SECTION





UNIT - A1107

# 1 BEDROOM

TYPE 1

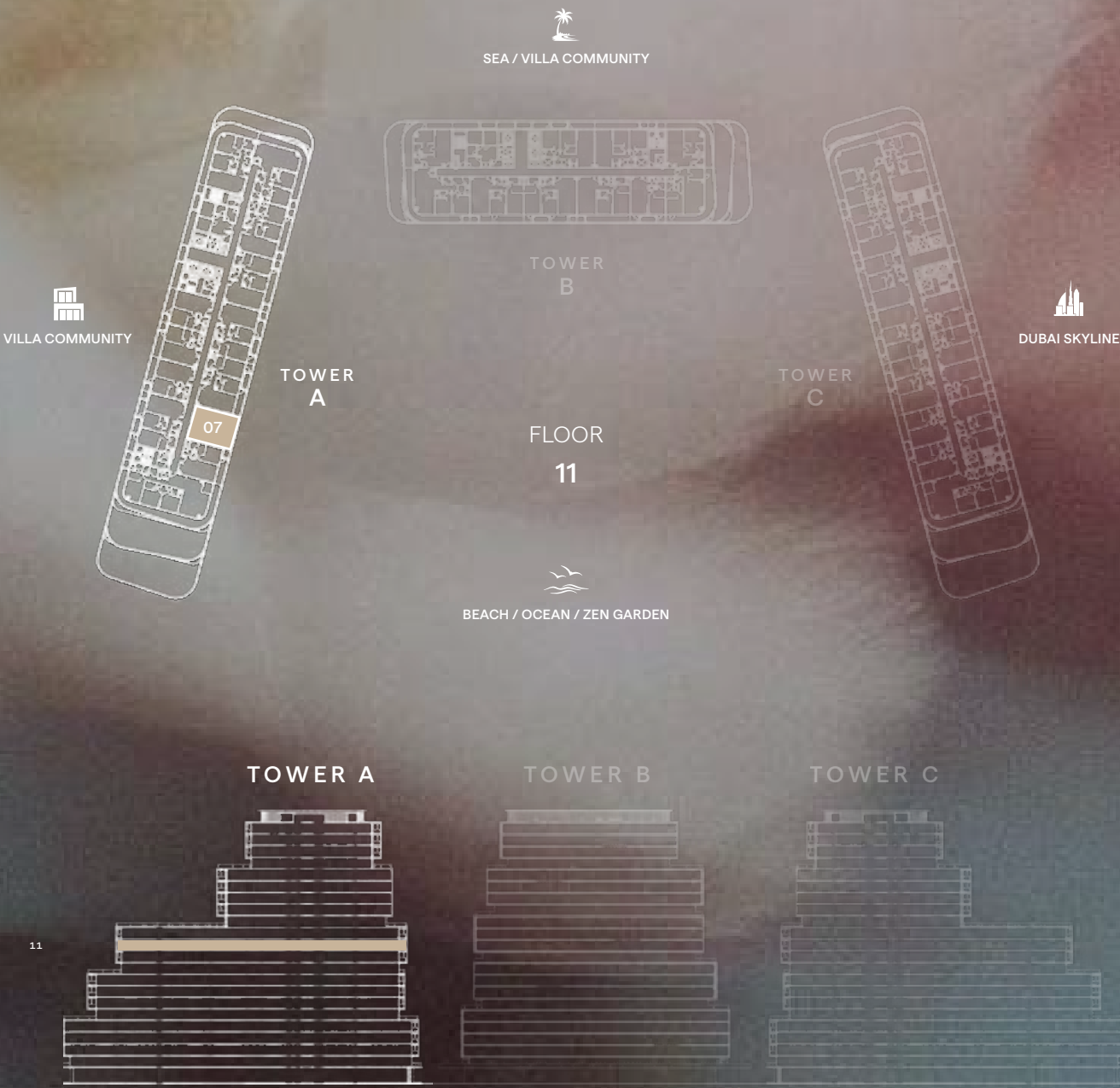


# hado

BY BEYOND

INTERNAL AREA	729.04	SQ.FT
EXTERNAL AREA	102.69	SQ.FT
TOTAL AREA	831.73	SQ.FT

## KEY SECTION





UNIT - 1201

1 BEDROOM

TYPE 1 - 2



hado

BY BEYOND

INTERNAL AREA	731.41	SQ.FT
EXTERNAL AREA	138.64	SQ.FT
TOTAL AREA	870.05	SQ.FT

KEY SECTION





UNIT - A1202

# 1 BEDROOM

TYPE 1



# hado

BY BEYOND

INTERNAL AREA	728.18	SQ.FT
EXTERNAL AREA	103.55	SQ.FT
TOTAL AREA	831.73	SQ.FT

## KEY SECTION





UNIT - A1203

# 1 BEDROOM

TYPE 1



hado

BY BEYOND

INTERNAL AREA	728.29	SQ.FT
EXTERNAL AREA	103.44	SQ.FT
TOTAL AREA	831.73	SQ.FT

## KEY SECTION





UNIT - A1206

# 1 BEDROOM

TYPE 1



hado

BY BEYOND

INTERNAL AREA	728.07	SQ.FT
EXTERNAL AREA	103.66	SQ.FT
TOTAL AREA	831.73	SQ.FT

## KEY SECTION





UNIT - A1207

# 1 BEDROOM

TYPE 1



# hado

BY BEYOND

INTERNAL AREA	729.04	SQ.FT
EXTERNAL AREA	101.83	SQ.FT
TOTAL AREA	830.87	SQ.FT

## KEY SECTION





UNIT - A117

# 1 BEDROOM +

TYPE 1 - 1



# hado

BY BEYOND

INTERNAL AREA	940.12	SQ.FT
EXTERNAL AREA	475.87	SQ.FT
TOTAL AREA	1415.99	SQ.FT

## KEY SECTION





UNIT - A219

# 1 BEDROOM +

TYPE 1 - 5



# hado

BY BEYOND

INTERNAL AREA	940.12	SQ.FT
EXTERNAL AREA	308.6	SQ.FT
TOTAL AREA	1248.72	SQ.FT

## KEY SECTION





UNIT - A319

# 1 BEDROOM +

TYPE 1



# hado

BY BEYOND

INTERNAL AREA	940.23	SQ.FT
EXTERNAL AREA	330.13	SQ.FT
TOTAL AREA	1270.36	SQ.FT

## KEY SECTION





UNIT - A419

# 1 BEDROOM +

TYPE 1 - 5

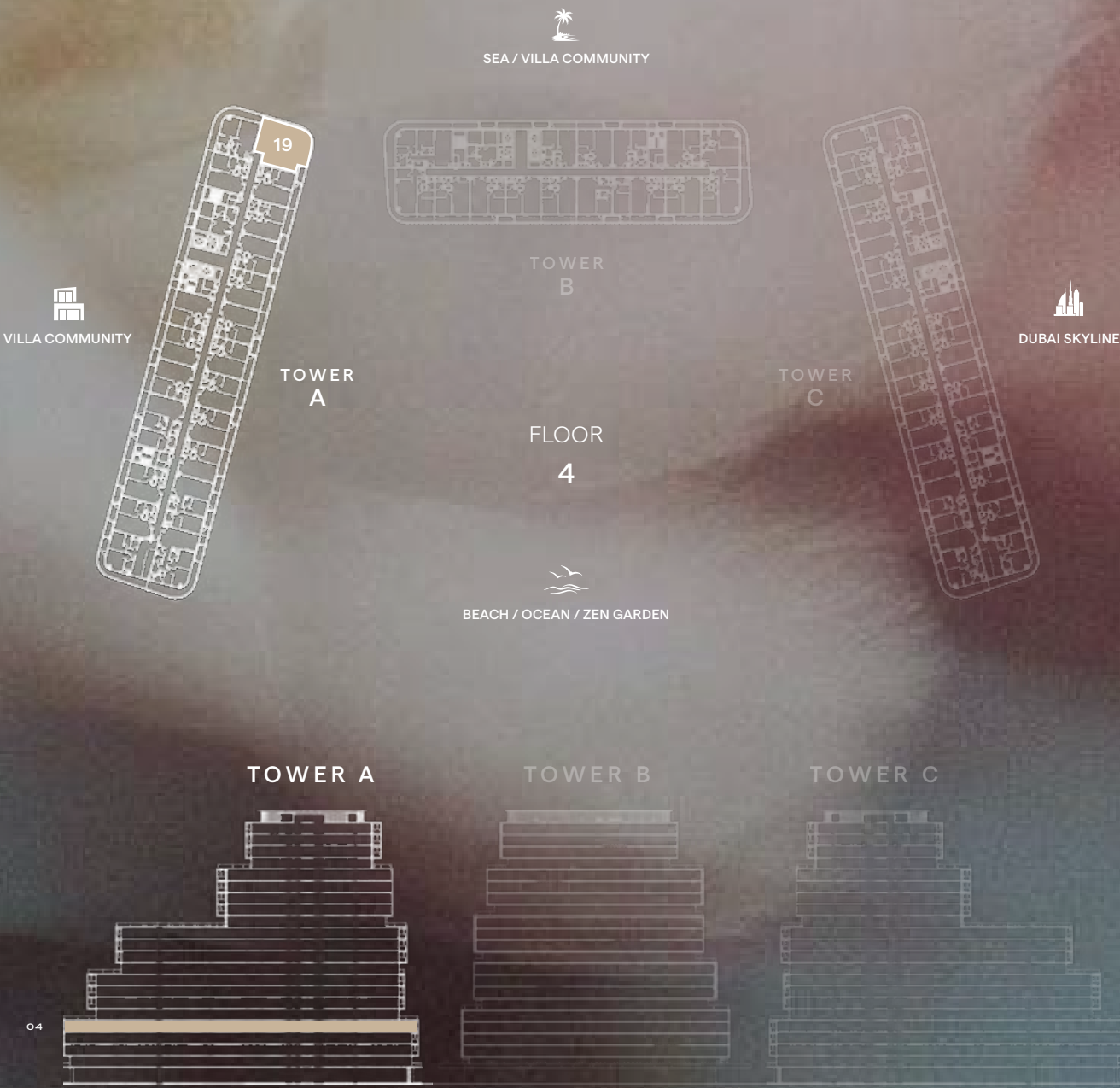


# hado

BY BEYOND

INTERNAL AREA	940.12	SQ.FT
EXTERNAL AREA	295.36	SQ.FT
TOTAL AREA	1235.48	SQ.FT

## KEY SECTION





UNIT - A104

# 2 BEDROOM

TYPE 1 - 5



# hado

BY BEYOND

INTERNAL AREA	1098.24	SQ.FT
EXTERNAL AREA	518.28	SQ.FT
TOTAL AREA	1616.52	SQ.FT

## KEY SECTION





UNIT - A107

2 BEDROOM

TYPE 2 - 2



hado

BY BEYOND

INTERNAL AREA	1001.69	SQ.FT
EXTERNAL AREA	474.26	SQ.FT
TOTAL AREA	1475.95	SQ.FT

KEY SECTION





UNIT - A109

# 2 BEDROOM

TYPE 1 - 5



hado

BY BEYOND

INTERNAL AREA	1105.56	SQ.FT
EXTERNAL AREA	521.51	SQ.FT
TOTAL AREA	1627.07	SQ.FT

## KEY SECTION

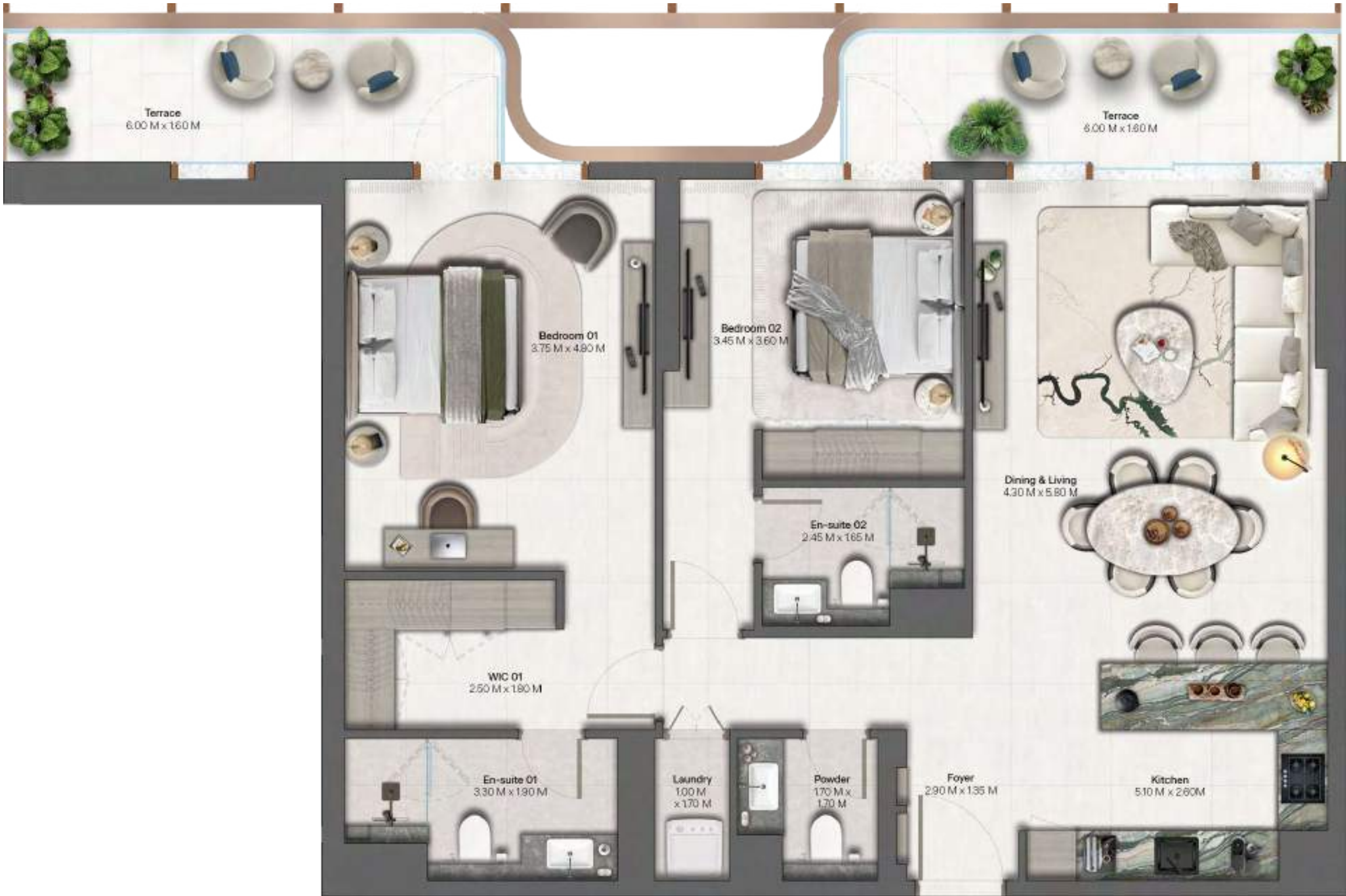




UNIT - A204

2 BEDROOM

TYPE 1 - 7



hado

BY BEYOND

INTERNAL AREA	1098.46	SQ.FT
EXTERNAL AREA	208.82	SQ.FT
TOTAL AREA	1307.28	SQ.FT

KEY SECTION





UNIT - A207

# 2 BEDROOM

TYPE 2



# hado

BY BEYOND

INTERNAL AREA	1001.15	SQ.FT
EXTERNAL AREA	306.88	SQ.FT
TOTAL AREA	1308.03	SQ.FT

## KEY SECTION





UNIT - A209

# 2 BEDROOM

TYPE 1 - 3



hado

BY BEYOND

INTERNAL AREA	1096.3	SQ.FT
EXTERNAL AREA	100.32	SQ.FT
TOTAL AREA	1196.62	SQ.FT

## KEY SECTION





UNIT - A304

# 2 BEDROOM

TYPE 1 - 2



# hado

BY BEYOND

INTERNAL AREA	1098.13	SQ.FT
EXTERNAL AREA	137.89	SQ.FT
TOTAL AREA	1236.02	SQ.FT

## KEY SECTION





UNIT - A307

# 2 BEDROOM

TYPE 2 - 1



# hado

BY BEYOND

INTERNAL AREA	1000.61	SQ.FT
EXTERNAL AREA	343.37	SQ.FT
TOTAL AREA	1343.98	SQ.FT

## KEY SECTION





UNIT - A309

# 2 BEDROOM

TYPE 1



# hado

BY BEYOND

INTERNAL AREA	1097.38	SQ.FT
EXTERNAL AREA	172.87	SQ.FT
TOTAL AREA	1270.25	SQ.FT

## KEY SECTION

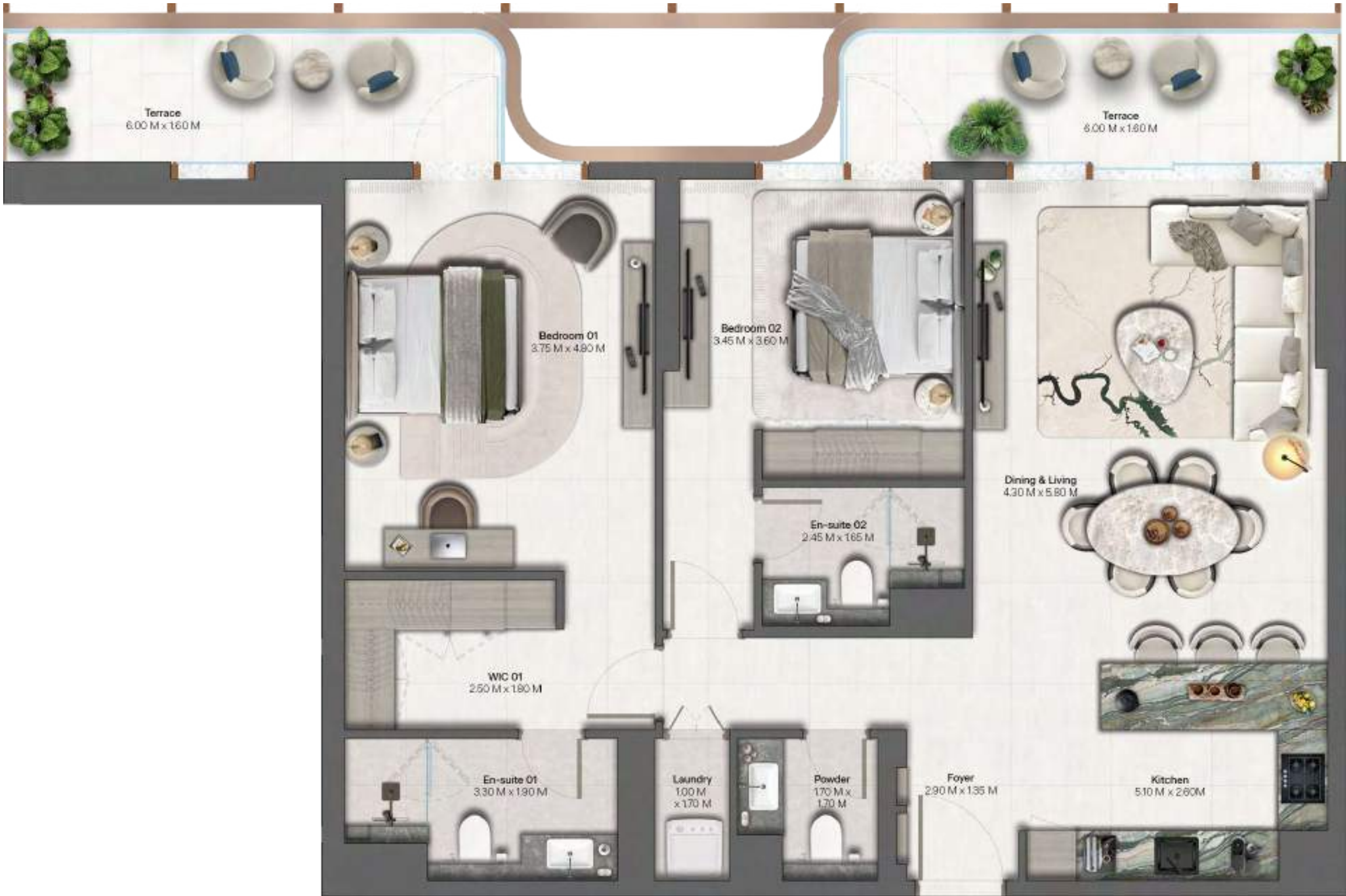




UNIT - A404

2 BEDROOM

TYPE 1 - 7



hado

BY BEYOND

INTERNAL AREA	1098.13	SQ.FT
EXTERNAL AREA	209.04	SQ.FT
TOTAL AREA	1307.17	SQ.FT

KEY SECTION





UNIT - A407

# 2 BEDROOM

TYPE 2

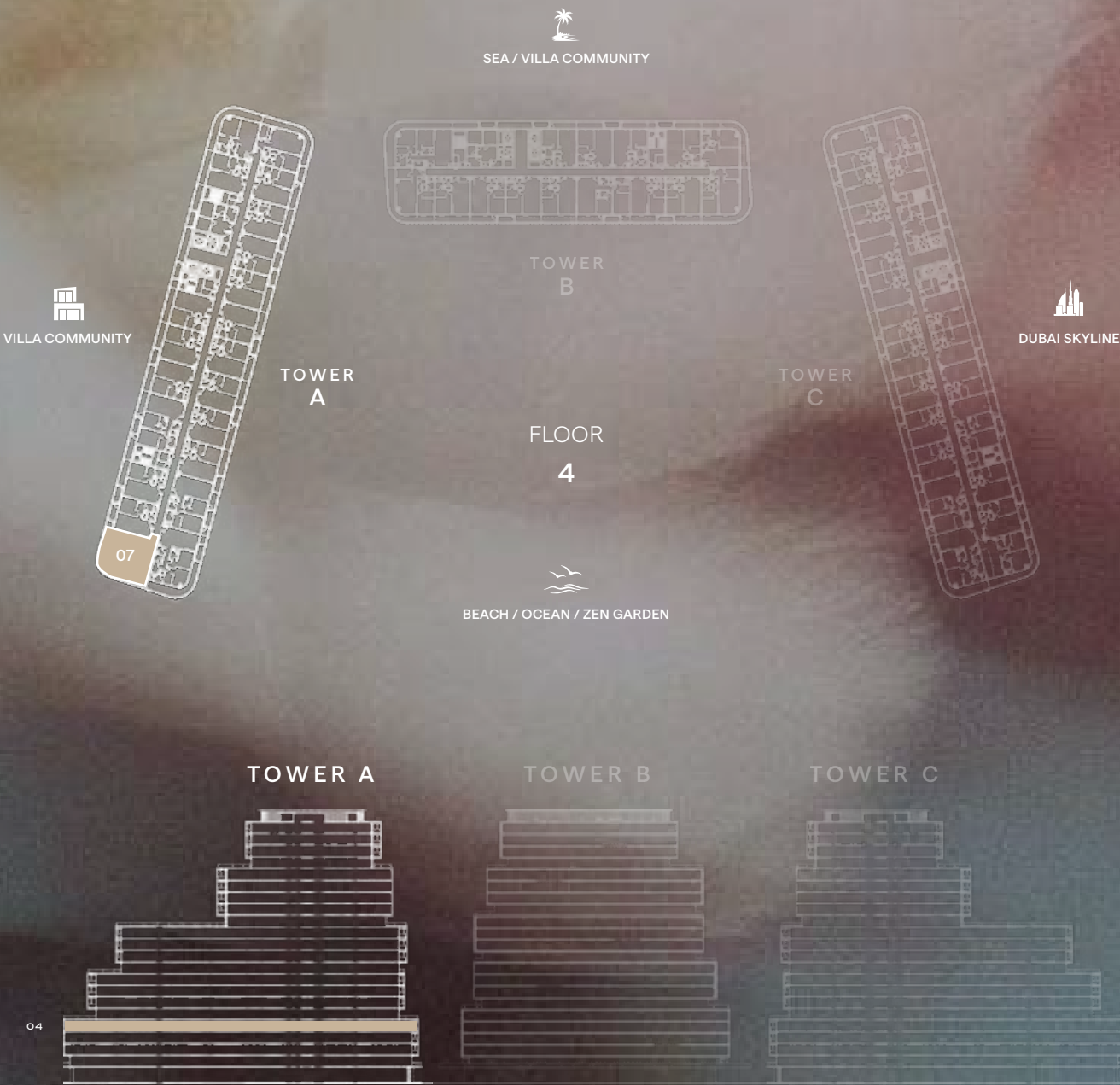


# hado

BY BEYOND

INTERNAL AREA	1001.15	SQ.FT
EXTERNAL AREA	306.02	SQ.FT
TOTAL AREA	1307.17	SQ.FT

## KEY SECTION





UNIT - A409

# 2 BEDROOM

TYPE 1 - 3



hado

BY BEYOND

INTERNAL AREA	1096.3	SQ.FT
EXTERNAL AREA	100.32	SQ.FT
TOTAL AREA	1196.62	SQ.FT

## KEY SECTION





UNIT - A504

# 2 BEDROOM

TYPE 1 - 2



# hado

BY BEYOND

INTERNAL AREA	1098.24	SQ.FT
EXTERNAL AREA	137.89	SQ.FT
TOTAL AREA	1236.13	SQ.FT

## KEY SECTION





UNIT - A507

# 2 BEDROOM

TYPE 1 - 4



hado

BY BEYOND

INTERNAL AREA	1091.89	SQ.FT
EXTERNAL AREA	214.2	SQ.FT
TOTAL AREA	1306.09	SQ.FT

## KEY SECTION





UNIT - A517

2 BEDROOM

TYPE 3 - 3



hado

BY BEYOND

INTERNAL AREA	1153.57	SQ.FT
EXTERNAL AREA	447.78	SQ.FT
TOTAL AREA	1601.35	SQ.FT

KEY SECTION





UNIT - A604

# 2 BEDROOM

TYPE 1 - 7



# hado

BY BEYOND

INTERNAL AREA	1098.46	SQ.FT
EXTERNAL AREA	208.82	SQ.FT
TOTAL AREA	1307.28	SQ.FT

## KEY SECTION





UNIT - A607

2 BEDROOM

TYPE 1 - 3



hado

BY BEYOND

INTERNAL AREA	1097.81	SQ.FT
EXTERNAL AREA	100.32	SQ.FT
TOTAL AREA	1198.13	SQ.FT

KEY SECTION





UNIT - A617

2 BEDROOM

TYPE 3 - 2



hado

BY BEYOND

INTERNAL AREA	1151.52	SQ.FT
EXTERNAL AREA	363.5	SQ.FT
TOTAL AREA	1515.02	SQ.FT

KEY SECTION





UNIT - A704

# 2 BEDROOM

TYPE 1



# hado

BY BEYOND

INTERNAL AREA	1098.24	SQ.FT
EXTERNAL AREA	173.73	SQ.FT
TOTAL AREA	1271.97	SQ.FT

## KEY SECTION





UNIT - A707

# 2 BEDROOM

TYPE 1 - 1



# hado

BY BEYOND

INTERNAL AREA	1092	SQ.FT
EXTERNAL AREA	137.89	SQ.FT
TOTAL AREA	1229.88	SQ.FT

## KEY SECTION





UNIT - A717

2 BEDROOM

TYPE 3 - 2



hado

BY BEYOND

INTERNAL AREA	1153.57	SQ.FT
EXTERNAL AREA	361.88	SQ.FT
TOTAL AREA	1515.45	SQ.FT

KEY SECTION

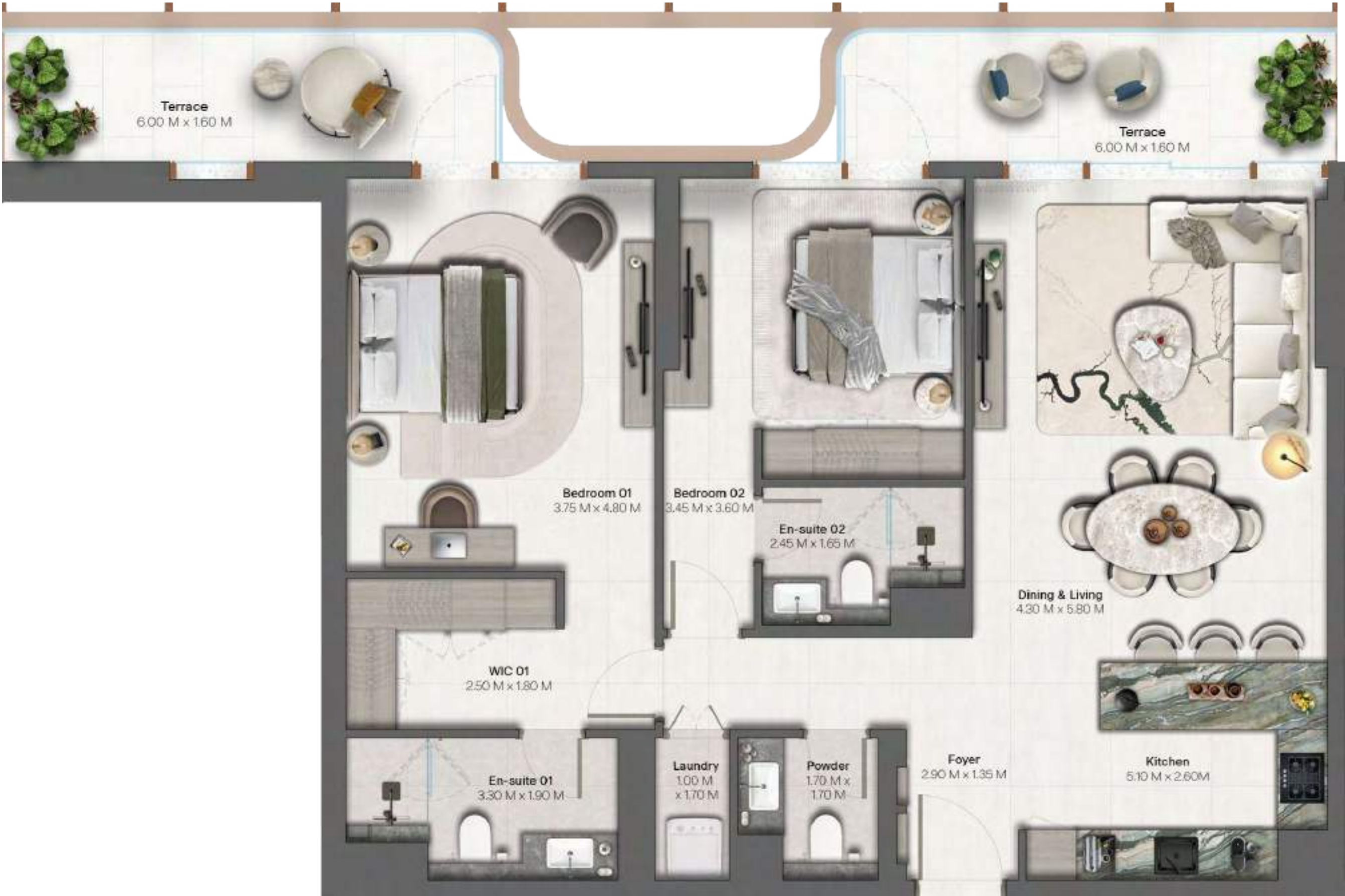




UNIT - A804

2 BEDROOM

TYPE 1 - 7



hado

BY BEYOND

INTERNAL AREA	1098.35	SQ.FT
EXTERNAL AREA	207.85	SQ.FT
TOTAL AREA	1306.2	SQ.FT

KEY SECTION





UNIT - A807

# 2 BEDROOM

TYPE 1 - 3



# hado

BY BEYOND

INTERNAL AREA	1092	SQ.FT
EXTERNAL AREA	102.15	SQ.FT
TOTAL AREA	1194.15	SQ.FT

## KEY SECTION





UNIT - A817

2 BEDROOM

TYPE 3 - 2



hado

BY BEYOND

INTERNAL AREA	1153.57	SQ.FT
EXTERNAL AREA	370.17	SQ.FT
TOTAL AREA	1523.74	SQ.FT

KEY SECTION





UNIT - A904

# 2 BEDROOM

TYPE 1



# hado

BY BEYOND

INTERNAL AREA	1098.13	SQ.FT
EXTERNAL AREA	173.73	SQ.FT
TOTAL AREA	1271.86	SQ.FT

## KEY SECTION





UNIT - A908

# 2 BEDROOM

TYPE 1



# hado

BY BEYOND

INTERNAL AREA	1093.18	SQ.FT
EXTERNAL AREA	172.11	SQ.FT
TOTAL AREA	1265.3	SQ.FT

## KEY SECTION





UNIT - A909

2 BEDROOM

TYPE 1 - 2



hado

BY BEYOND

INTERNAL AREA	1093.51	SQ.FT
EXTERNAL AREA	137.89	SQ.FT
TOTAL AREA	1231.39	SQ.FT

KEY SECTION





UNIT - A910

# 2 BEDROOM

TYPE 1



hado

BY BEYOND

INTERNAL AREA	1093.72	SQ.FT
EXTERNAL AREA	173.51	SQ.FT
TOTAL AREA	1267.24	SQ.FT

## KEY SECTION





UNIT - A911

2 BEDROOM

TYPE 4



hado

BY BEYOND

INTERNAL AREA	1031.72	SQ.FT
EXTERNAL AREA	171.9	SQ.FT
TOTAL AREA	1203.62	SQ.FT

KEY SECTION





UNIT - A913

# 2 BEDROOM

TYPE 3 - 2



# hado

BY BEYOND

INTERNAL AREA	1153.57	SQ.FT
EXTERNAL AREA	370.17	SQ.FT
TOTAL AREA	1523.74	SQ.FT

## KEY SECTION





UNIT - A1004

2 BEDROOM

TYPE 1

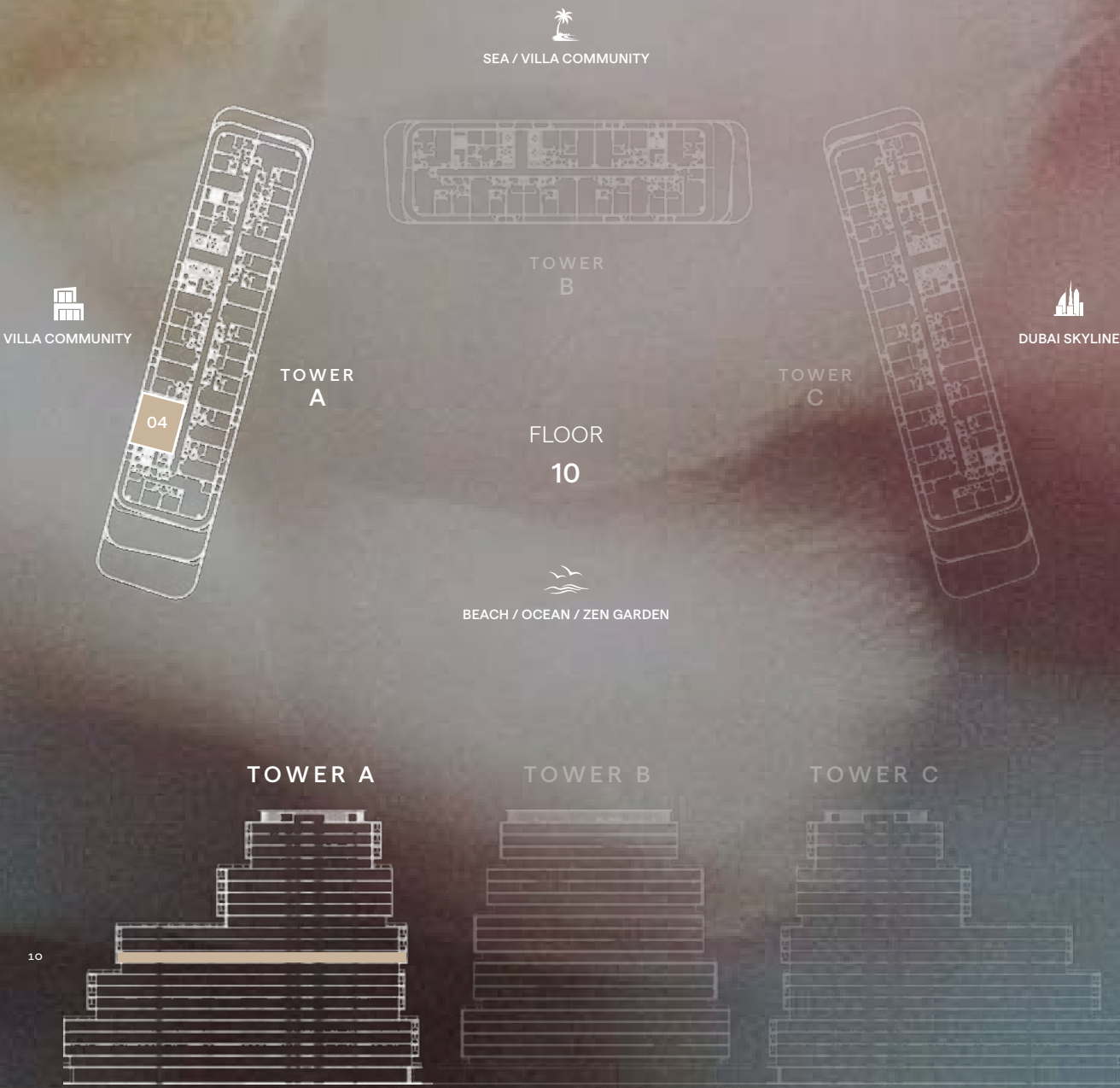


hado

BY BEYOND

INTERNAL AREA	1098.13	SQ.FT
EXTERNAL AREA	172.87	SQ.FT
TOTAL AREA	1271	SQ.FT

KEY SECTION





UNIT - A1008

2 BEDROOM

TYPE 1 - 2



hado

BY BEYOND

INTERNAL AREA	1093.18	SQ.FT
EXTERNAL AREA	137.24	SQ.FT
TOTAL AREA	1230.42	SQ.FT

KEY SECTION





UNIT - A1009

# 2 BEDROOM

TYPE 1



# hado

BY BEYOND

INTERNAL AREA	1093.51	SQ.FT
EXTERNAL AREA	172.87	SQ.FT
TOTAL AREA	1266.37	SQ.FT

## KEY SECTION





UNIT - A1010

2 BEDROOM

TYPE 1 - 1



hado

BY BEYOND

INTERNAL AREA	1093.72	SQ.FT
EXTERNAL AREA	136.7	SQ.FT
TOTAL AREA	1230.42	SQ.FT

KEY SECTION





UNIT - A1011

2 BEDROOM

TYPE 4 - 1



hado

BY BEYOND

INTERNAL AREA	1031.72	SQ.FT
EXTERNAL AREA	135.95	SQ.FT
TOTAL AREA	1167.67	SQ.FT

KEY SECTION





UNIT - A1013

# 2 BEDROOM

TYPE 3



# hado

BY BEYOND

INTERNAL AREA	1153.57	SQ.FT
EXTERNAL AREA	431.42	SQ.FT
TOTAL AREA	1584.99	SQ.FT

## KEY SECTION





UNIT - A1104

# 2 BEDROOM

TYPE 1 - 6



hado

BY BEYOND

INTERNAL AREA	1098.35	SQ.FT
EXTERNAL AREA	136.27	SQ.FT
TOTAL AREA	1234.62	SQ.FT

## KEY SECTION





UNIT - A1108

# 2 BEDROOM

TYPE 1 - 1

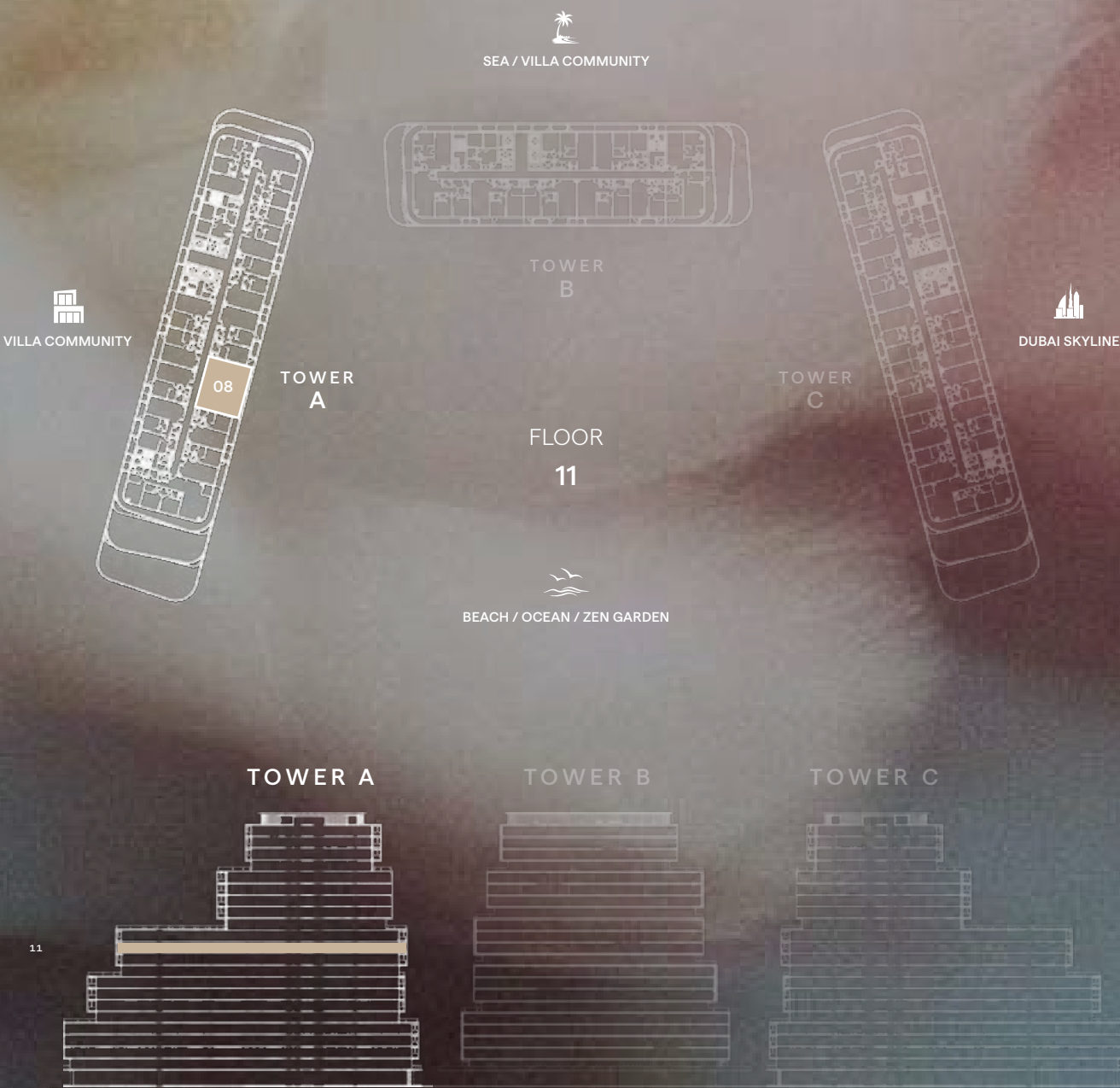


hado

BY BEYOND

INTERNAL AREA	1094.58	SQ.FT
EXTERNAL AREA	136.7	SQ.FT
TOTAL AREA	1231.28	SQ.FT

## KEY SECTION





UNIT - A1109

2 BEDROOM

TYPE 1 - 3

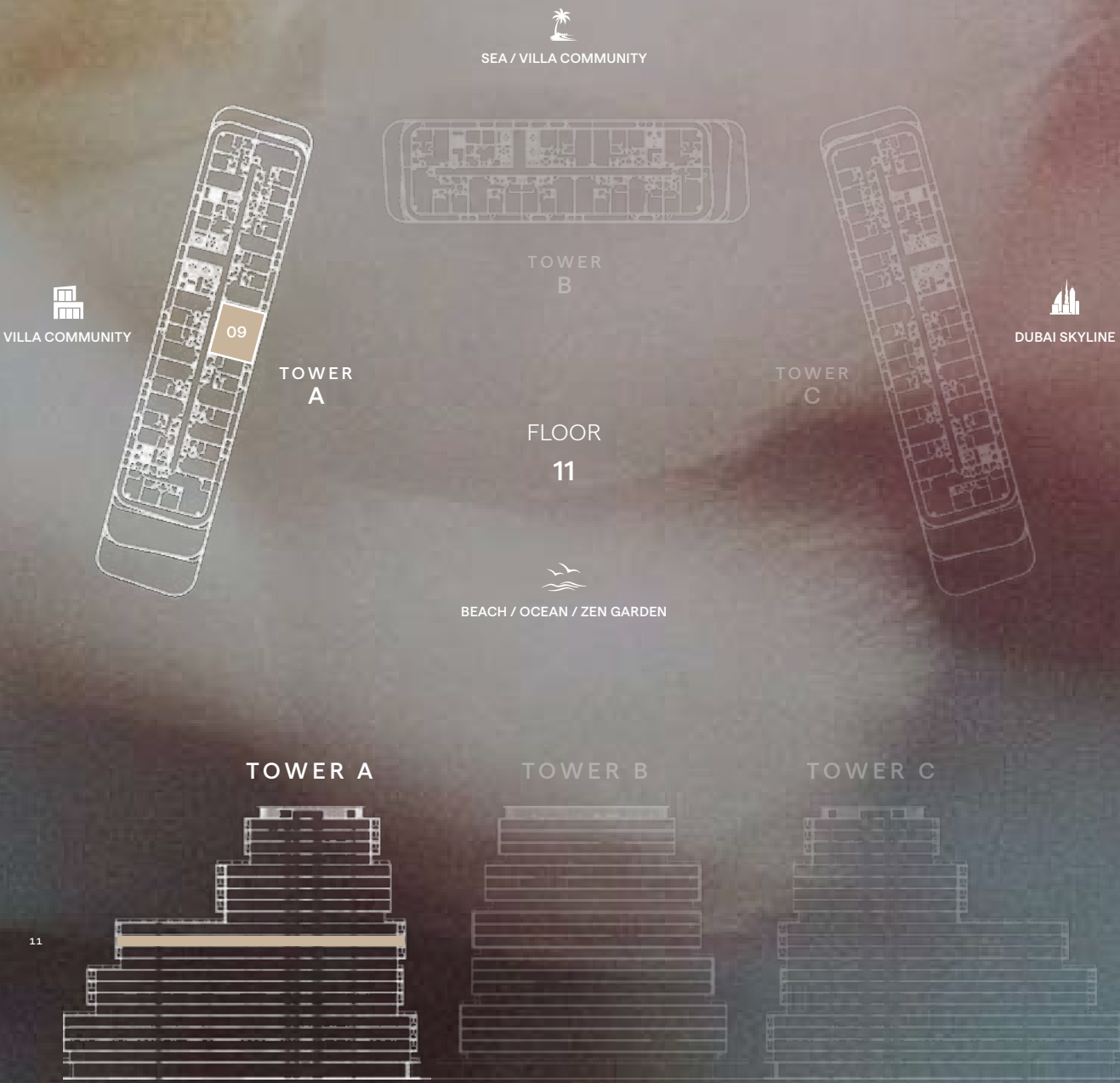


hado

BY BEYOND

INTERNAL AREA	1093.72	SQ.FT
EXTERNAL AREA	101.83	SQ.FT
TOTAL AREA	1195.55	SQ.FT

KEY SECTION





UNIT - A1110

# 2 BEDROOM

TYPE 1 - 2



# hado

BY BEYOND

INTERNAL AREA	1093.72	SQ.FT
EXTERNAL AREA	137.78	SQ.FT
TOTAL AREA	1231.5	SQ.FT

## KEY SECTION





UNIT - A1111

2 BEDROOM

TYPE 4 - 2



hado

BY BEYOND

INTERNAL AREA	1031.72	SQ.FT
EXTERNAL AREA	136.92	SQ.FT
TOTAL AREA	1168.64	SQ.FT

KEY SECTION





UNIT - A1113

# 2 BEDROOM

TYPE 3

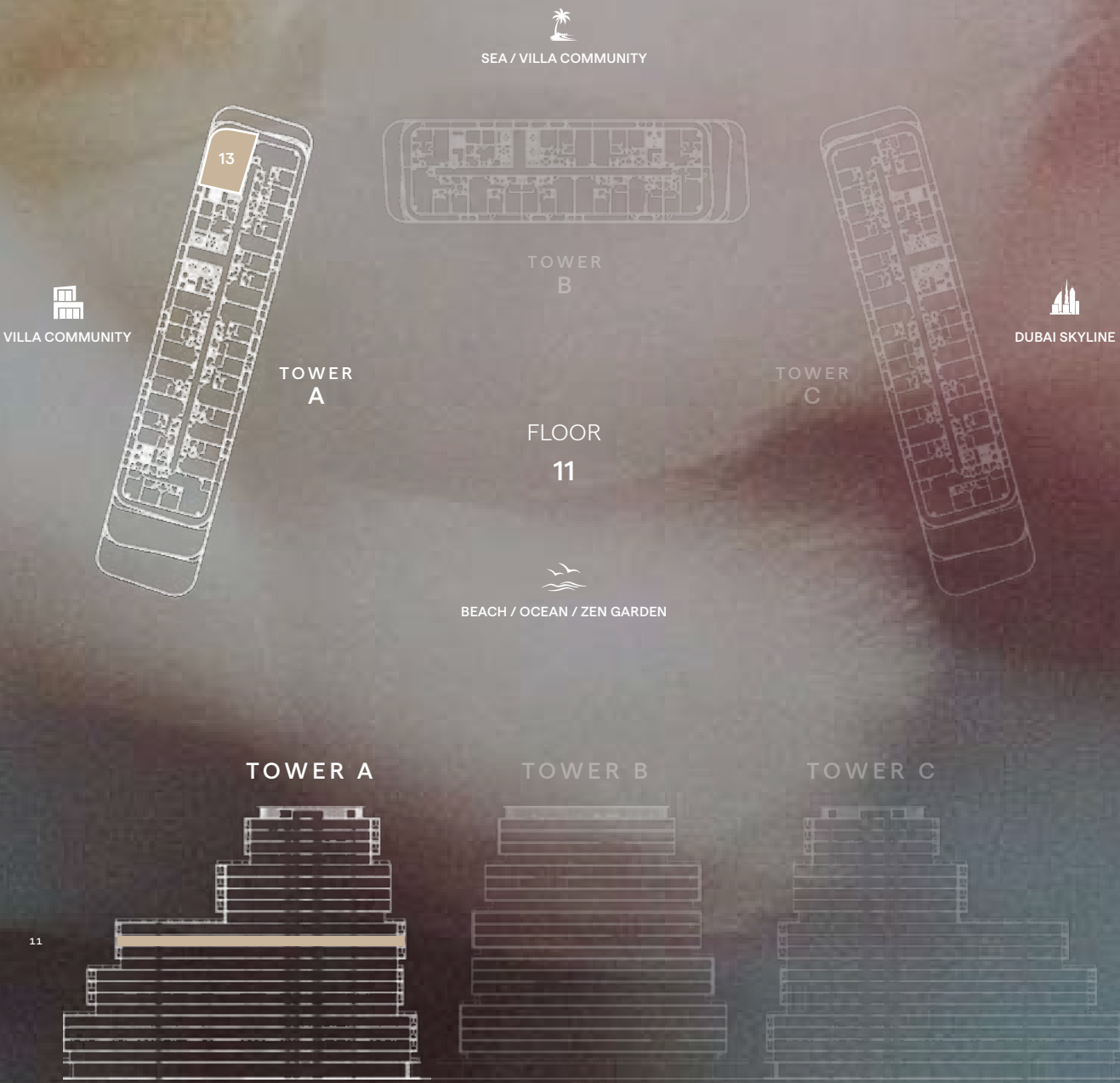


hado

BY BEYOND

INTERNAL AREA	1153.57	SQ.FT
EXTERNAL AREA	431.42	SQ.FT
TOTAL AREA	1584.99	SQ.FT

## KEY SECTION





UNIT - A1204

# 2 BEDROOM

TYPE 1



# hado

BY BEYOND

INTERNAL AREA	1098.13	SQ.FT
EXTERNAL AREA	172.87	SQ.FT
TOTAL AREA	1271	SQ.FT

## KEY SECTION





UNIT - A1208

# 2 BEDROOM

TYPE 1 - 2



# hado

BY BEYOND

INTERNAL AREA	1093.18	SQ.FT
EXTERNAL AREA	137.24	SQ.FT
TOTAL AREA	1230.42	SQ.FT

## KEY SECTION





UNIT - A1209

2 BEDROOM

TYPE 1

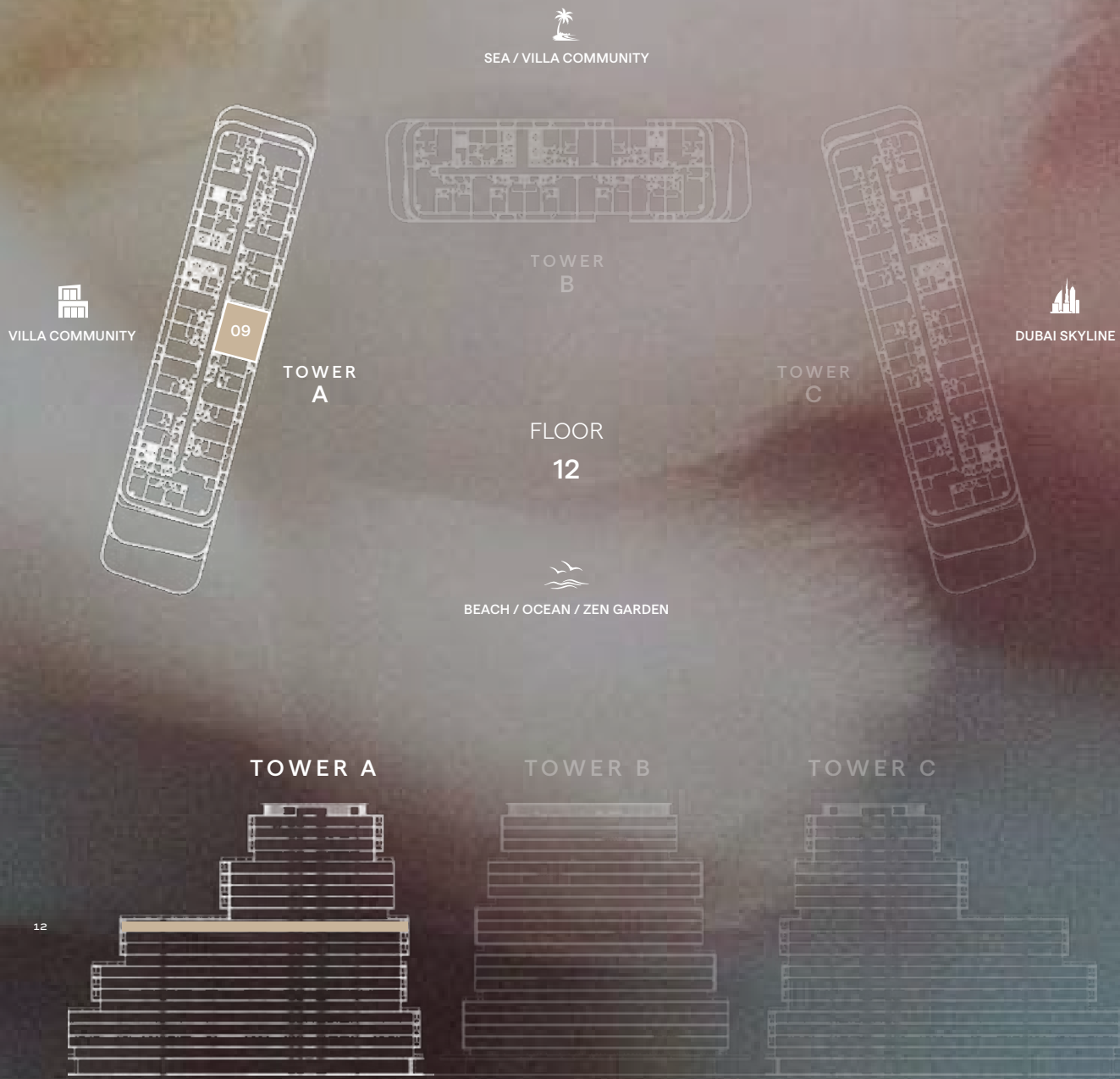


hado

BY BEYOND

INTERNAL AREA	1093.51	SQ.FT
EXTERNAL AREA	172.87	SQ.FT
TOTAL AREA	1266.37	SQ.FT

KEY SECTION





UNIT - A1210

2 BEDROOM

TYPE 1 - 1



hado

BY BEYOND

INTERNAL AREA	1093.72	SQ.FT
EXTERNAL AREA	136.7	SQ.FT
TOTAL AREA	1230.42	SQ.FT

KEY SECTION





UNIT - A1211

2 BEDROOM

TYPE 4 - 1



hado

BY BEYOND

INTERNAL AREA	1031.72	SQ.FT
EXTERNAL AREA	135.95	SQ.FT
TOTAL AREA	1167.67	SQ.FT

KEY SECTION





UNIT - A1213

# 2 BEDROOM

TYPE 3



hado

BY BEYOND

INTERNAL AREA	1153.57	SQ.FT
EXTERNAL AREA	432.82	SQ.FT
TOTAL AREA	1586.39	SQ.FT

## KEY SECTION





UNIT - A1303

# 2 BEDROOM

TYPE 1 - 2



# hado

BY BEYOND

INTERNAL AREA	1093.08	SQ.FT
EXTERNAL AREA	137.35	SQ.FT
TOTAL AREA	1230.42	SQ.FT

## KEY SECTION





UNIT - A1304

# 2 BEDROOM

TYPE 4 - 2



# hado

BY BEYOND

INTERNAL AREA	1030.75	SQ.FT
EXTERNAL AREA	137.89	SQ.FT
TOTAL AREA	1168.64	SQ.FT

## KEY SECTION





UNIT - A1403

# 2 BEDROOM

TYPE 1 - 1



# hado

BY BEYOND

INTERNAL AREA	1094.58	SQ.FT
EXTERNAL AREA	136.7	SQ.FT
TOTAL AREA	1231.28	SQ.FT

## KEY SECTION





UNIT - A1404

# 2 BEDROOM

TYPE 4 - 1



hado

BY BEYOND

INTERNAL AREA	1030.75	SQ.FT
EXTERNAL AREA	136.81	SQ.FT
TOTAL AREA	1167.56	SQ.FT

## KEY SECTION





UNIT - A1503

2 BEDROOM

TYPE 1 - 2



hado

BY BEYOND

INTERNAL AREA	1093.08	SQ.FT
EXTERNAL AREA	137.35	SQ.FT
TOTAL AREA	1230.42	SQ.FT

KEY SECTION





UNIT - A1504

2 BEDROOM

TYPE 4 - 2



hado

BY BEYOND

INTERNAL AREA	1030.75	SQ.FT
EXTERNAL AREA	137.78	SQ.FT
TOTAL AREA	1168.53	SQ.FT

KEY SECTION





UNIT - A1603

2 BEDROOM

TYPE 1 - 1



hado

BY BEYOND

INTERNAL AREA	1094.58	SQ.FT
EXTERNAL AREA	136.7	SQ.FT
TOTAL AREA	1231.28	SQ.FT

KEY SECTION





UNIT - A1604

2 BEDROOM

TYPE 4 - 1



hado

BY BEYOND

INTERNAL AREA	1030.97	SQ.FT
EXTERNAL AREA	136.7	SQ.FT
TOTAL AREA	1167.67	SQ.FT

KEY SECTION





UNIT - A1703

2 BEDROOM

TYPE 1 - 2



hado

BY BEYOND

INTERNAL AREA	1093.18	SQ.FT
EXTERNAL AREA	137.24	SQ.FT
TOTAL AREA	1230.42	SQ.FT

KEY SECTION





UNIT - A1704

# 2 BEDROOM

TYPE 4 - 2



hado

BY BEYOND

INTERNAL AREA	1030.86	SQ.FT
EXTERNAL AREA	137.78	SQ.FT
TOTAL AREA	1168.64	SQ.FT

## KEY SECTION





UNIT - A108

# 2 BEDROOM +

TYPE 4 - 2



# hado

BY BEYOND

INTERNAL AREA	1167.88	SQ.FT
EXTERNAL AREA	610.96	SQ.FT
TOTAL AREA	1778.84	SQ.FT

## KEY SECTION





UNIT - A208

# 2 BEDROOM +

TYPE 4



# hado

BY BEYOND

INTERNAL AREA	1167.67	SQ.FT
EXTERNAL AREA	354.56	SQ.FT
TOTAL AREA	1522.23	SQ.FT

## KEY SECTION





UNIT - A308

2 BEDROOM +

TYPE 4 - 1



hado

BY BEYOND

INTERNAL AREA	1167.67	SQ.FT
EXTERNAL AREA	396.43	SQ.FT
TOTAL AREA	1564.1	SQ.FT

KEY SECTION





UNIT - A408

2 BEDROOM +

TYPE 4



hado

BY BEYOND

INTERNAL AREA	1166.16	SQ.FT
EXTERNAL AREA	359.51	SQ.FT
TOTAL AREA	1525.68	SQ.FT

KEY SECTION





UNIT - A506

# 2 BEDROOM +

TYPE 1 - 2



# hado

BY BEYOND

INTERNAL AREA	1424.07	SQ.FT
EXTERNAL AREA	735.71	SQ.FT
TOTAL AREA	2159.78	SQ.FT

## KEY SECTION





UNIT - A516

2 BEDROOM +

TYPE 3 - 5



hado

BY BEYOND

INTERNAL AREA	1266.8	SQ.FT
EXTERNAL AREA	455.85	SQ.FT
TOTAL AREA	1722.66	SQ.FT

KEY SECTION





UNIT - A606

# 2 BEDROOM +

TYPE 1



# hado

BY BEYOND

INTERNAL AREA	1422.67	SQ.FT
EXTERNAL AREA	602.46	SQ.FT
TOTAL AREA	2025.12	SQ.FT

## KEY SECTION





UNIT - A616

2 BEDROOM +

TYPE 3 - 3



hado

BY BEYOND

INTERNAL AREA	1267.02	SQ.FT
EXTERNAL AREA	411.83	SQ.FT
TOTAL AREA	1678.85	SQ.FT

KEY SECTION





UNIT - A706

# 2 BEDROOM +

TYPE 1 - 1



# hado

BY BEYOND

INTERNAL AREA	1423.63	SQ.FT
EXTERNAL AREA	638.73	SQ.FT
TOTAL AREA	2062.37	SQ.FT

## KEY SECTION





UNIT - A716

2 BEDROOM +

TYPE 3 - 2



hado

BY BEYOND

INTERNAL AREA	1266.8	SQ.FT
EXTERNAL AREA	449.07	SQ.FT
TOTAL AREA	1715.87	SQ.FT

KEY SECTION





UNIT - A806

# 2 BEDROOM +

TYPE 1



hado

BY BEYOND

INTERNAL AREA	1422.67	SQ.FT
EXTERNAL AREA	605.47	SQ.FT
TOTAL AREA	2028.14	SQ.FT

## KEY SECTION





UNIT - A816

# 2 BEDROOM +

TYPE 3 - 3



# hado

BY BEYOND

INTERNAL AREA	1266.7	SQ.FT
EXTERNAL AREA	399.99	SQ.FT
TOTAL AREA	1666.68	SQ.FT

## KEY SECTION





UNIT - A912

# 2 BEDROOM +

TYPE 3 - 2



# hado

BY BEYOND

INTERNAL AREA	1267.99	SQ.FT
EXTERNAL AREA	435.94	SQ.FT
TOTAL AREA	1703.93	SQ.FT

## KEY SECTION





UNIT - A1012

# 2 BEDROOM +

TYPE 3 - 1



# hado

BY BEYOND

INTERNAL AREA	1267.99	SQ.FT
EXTERNAL AREA	409.57	SQ.FT
TOTAL AREA	1677.56	SQ.FT

## KEY SECTION





UNIT - A1112

# 2 BEDROOM +

TYPE 3



# hado

BY BEYOND

INTERNAL AREA	1267.99	SQ.FT
EXTERNAL AREA	374.69	SQ.FT
TOTAL AREA	1642.68	SQ.FT

## KEY SECTION





UNIT - A1212

2 BEDROOM +

TYPE 3 - 1



hado

BY BEYOND

INTERNAL AREA	1267.99	SQ.FT
EXTERNAL AREA	411.18	SQ.FT
TOTAL AREA	1679.17	SQ.FT

KEY SECTION





UNIT - A905

# 3 BEDROOM

TYPE 1 - 2



# hado

BY BEYOND

INTERNAL AREA	1787.45	SQ.FT
EXTERNAL AREA	886.52	SQ.FT
TOTAL AREA	2673.97	SQ.FT

## KEY SECTION





UNIT - A1005

# 3 BEDROOM

TYPE 1



hado

BY BEYOND

INTERNAL AREA	1787.45	SQ.FT
EXTERNAL AREA	675	SQ.FT
TOTAL AREA	2462.46	SQ.FT

## KEY SECTION





UNIT - A1105

# 3 BEDROOM

TYPE 1



# hado

BY BEYOND

INTERNAL AREA	1787.45	SQ.FT
EXTERNAL AREA	675	SQ.FT
TOTAL AREA	2462.46	SQ.FT

## KEY SECTION





UNIT - A1205

# 3 BEDROOM

TYPE 1



hado

BY BEYOND

INTERNAL AREA	1787.45	SQ.FT
EXTERNAL AREA	671.99	SQ.FT
TOTAL AREA	2459.45	SQ.FT

## KEY SECTION





UNIT - A1301

3 BEDROOM

TYPE 2 - 4



hado

BY BEYOND

INTERNAL AREA	1538.49	SQ.FT
EXTERNAL AREA	499.34	SQ.FT
TOTAL AREA	2037.82	SQ.FT

KEY SECTION





UNIT -A1302

3 BEDROOM

TYPE 2 - 7

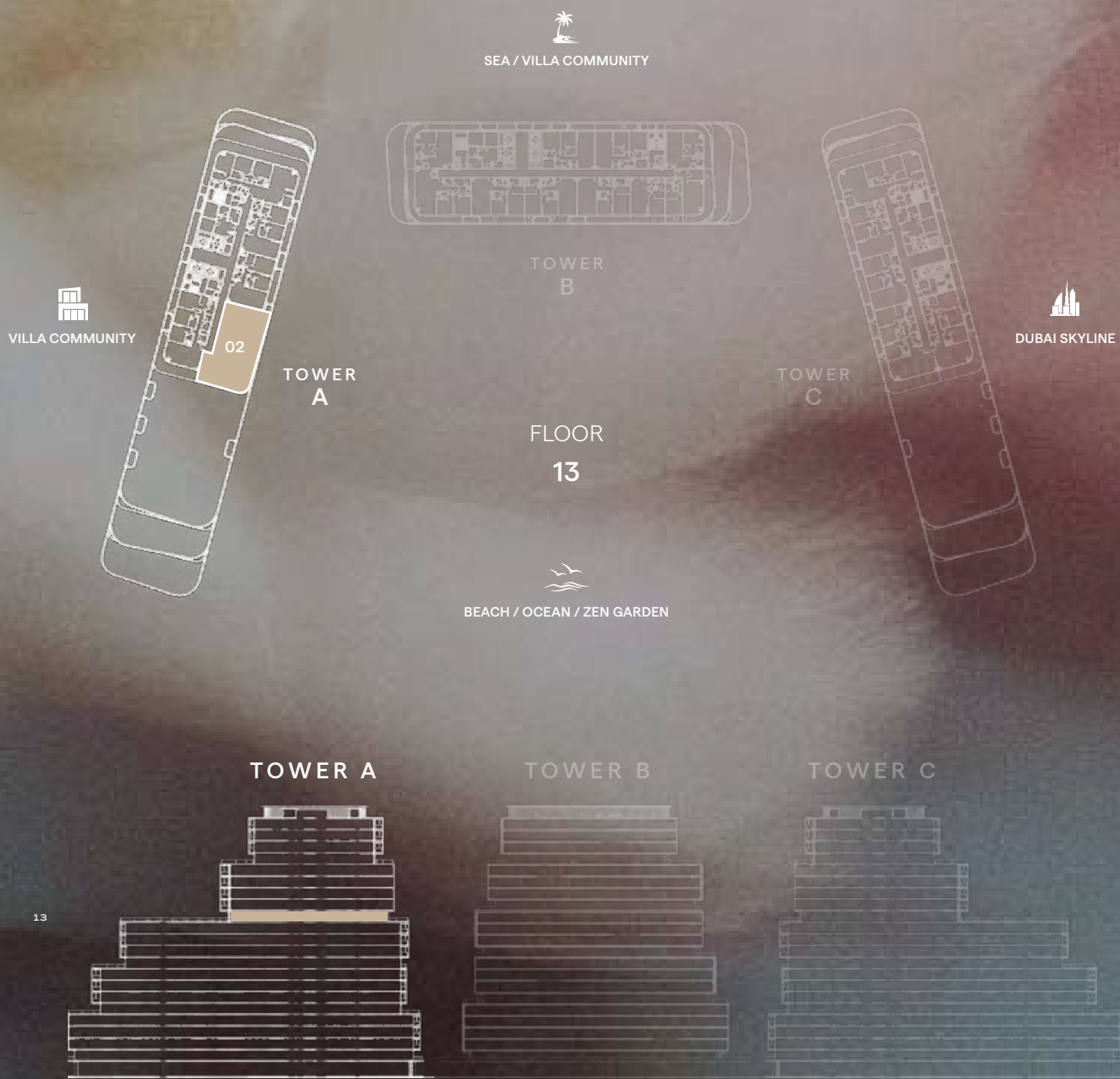


hado

BY BEYOND

INTERNAL AREA	1631.92	SQ.FT
EXTERNAL AREA	518.93	SQ.FT
TOTAL AREA	2150.84	SQ.FT

KEY SECTION





UNIT - A1305

# 3 BEDROOM

TYPE 1- 2



hado

BY BEYOND

INTERNAL AREA	1794.67	SQ.FT
EXTERNAL AREA	880.7	SQ.FT
TOTAL AREA	2675.37	SQ.FT

## KEY SECTION

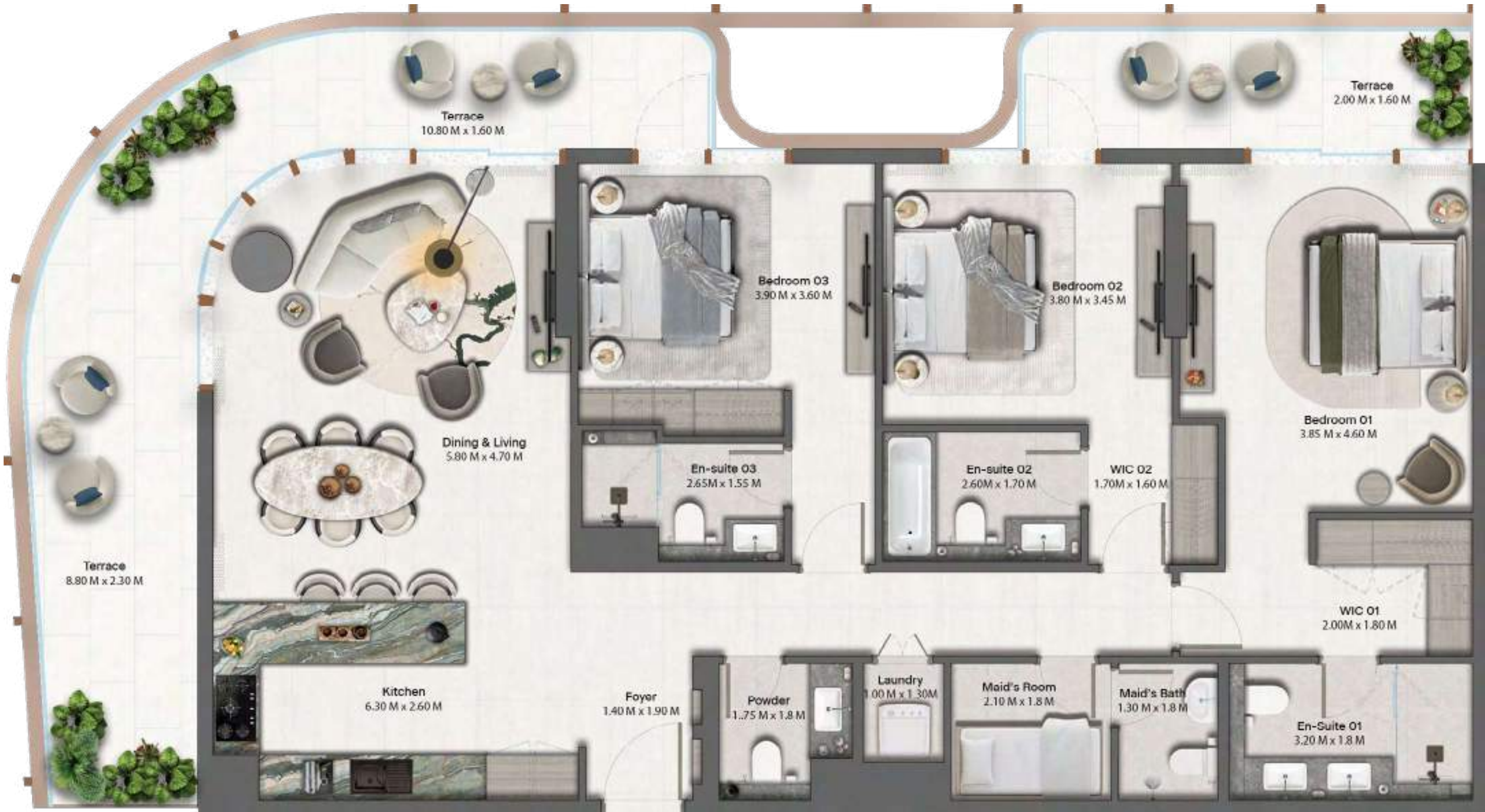




UNIT - A1401

# 3 BEDROOM

TYPE 2



# hado

BY BEYOND

INTERNAL AREA	1537.84	SQ.FT
EXTERNAL AREA	429.05	SQ.FT
TOTAL AREA	1966.89	SQ.FT

## KEY SECTION





UNIT - A1402

# 3 BEDROOM

TYPE 5 - 1

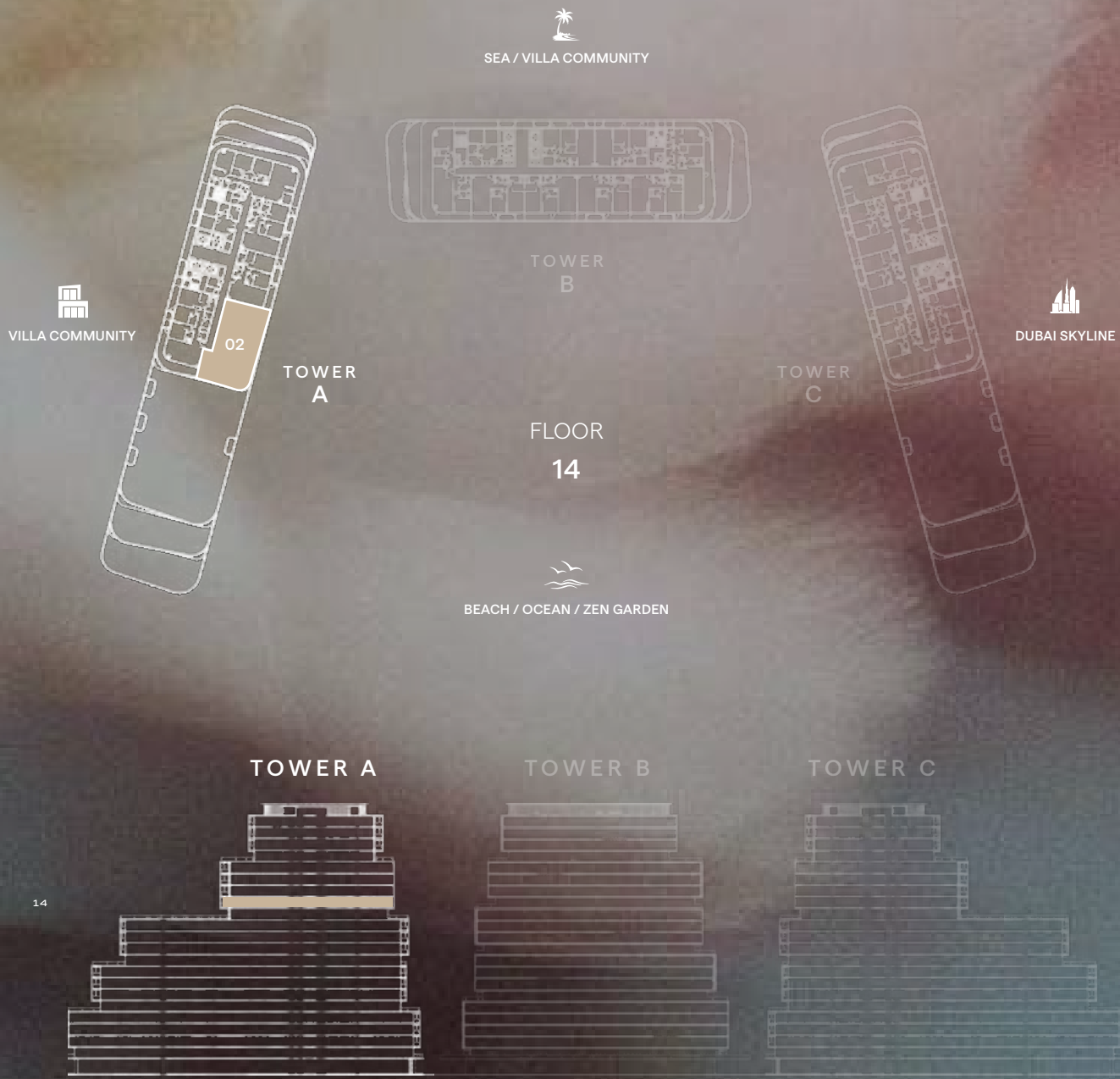


hado

BY BEYOND

INTERNAL AREA	1632.67	SQ.FT
EXTERNAL AREA	410.43	SQ.FT
TOTAL AREA	2043.1	SQ.FT

## KEY SECTION





UNIT - A1405

# 3 BEDROOM

TYPE 1 - 1



# hado

BY BEYOND

INTERNAL AREA	1794.67	SQ.FT
EXTERNAL AREA	701.05	SQ.FT
TOTAL AREA	2495.72	SQ.FT

## KEY SECTION





UNIT - A1501

3 BEDROOM

TYPE 2 -1

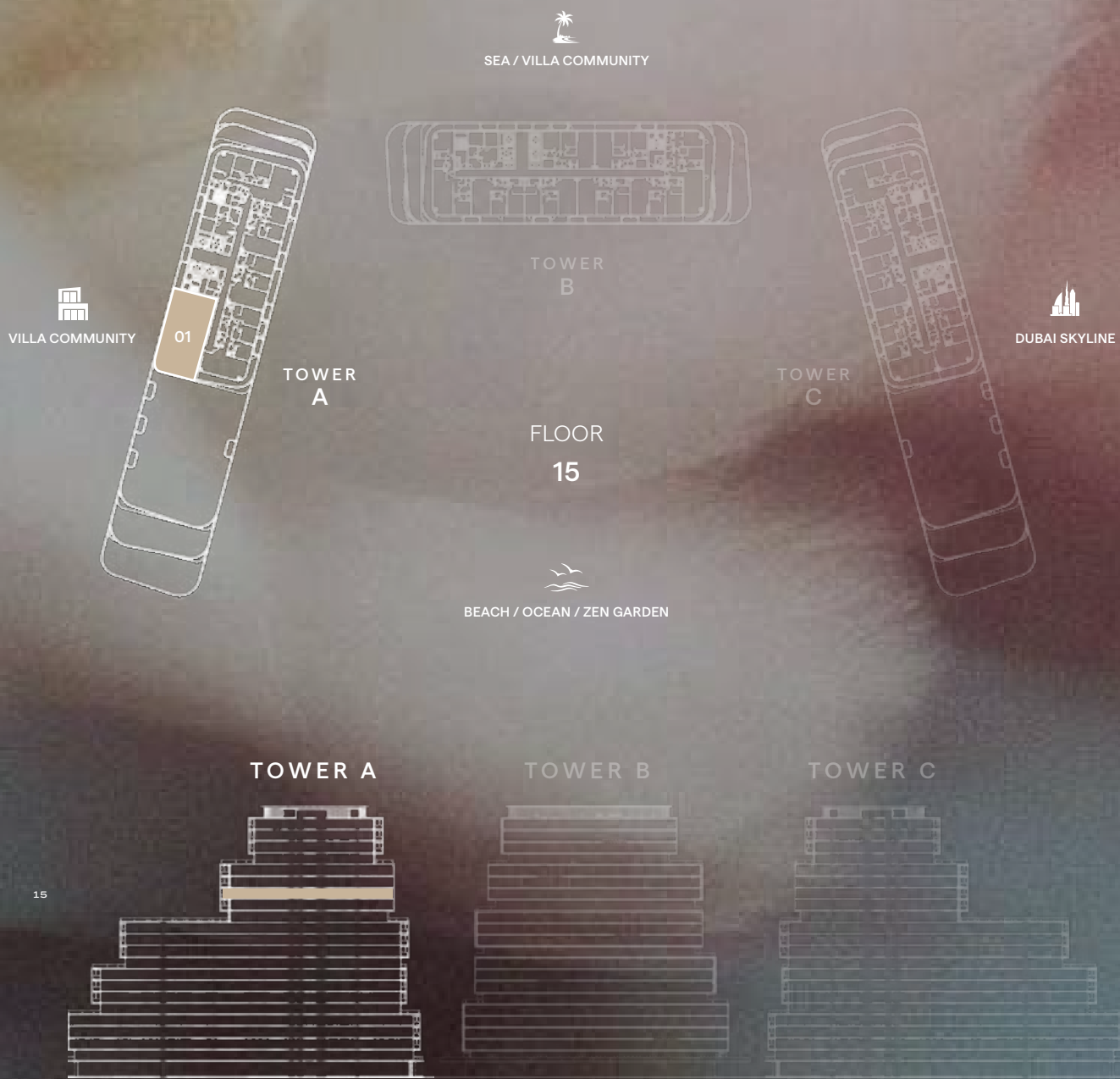


hado

BY BEYOND

INTERNAL AREA	1537.62	SQ.FT
EXTERNAL AREA	430.66	SQ.FT
TOTAL AREA	1968.29	SQ.FT

KEY SECTION





UNIT - A1502

# 3 BEDROOM

TYPE 5



hado

BY BEYOND

INTERNAL AREA	1632.78	SQ.FT
EXTERNAL AREA	376.09	SQ.FT
TOTAL AREA	2008.87	SQ.FT

## KEY SECTION





UNIT - A1505

# 3 BEDROOM

TYPE 1



# hado

BY BEYOND

INTERNAL AREA	1794.67	SQ.FT
EXTERNAL AREA	662.84	SQ.FT
TOTAL AREA	2457.51	SQ.FT

## KEY SECTION





UNIT - A1601

# 3 BEDROOM

TYPE 2



# hado

BY BEYOND

INTERNAL AREA	1537.84	SQ.FT
EXTERNAL AREA	430.45	SQ.FT
TOTAL AREA	1968.29	SQ.FT

## KEY SECTION





UNIT - A1602

# 3 BEDROOM

TYPE 5 - 1

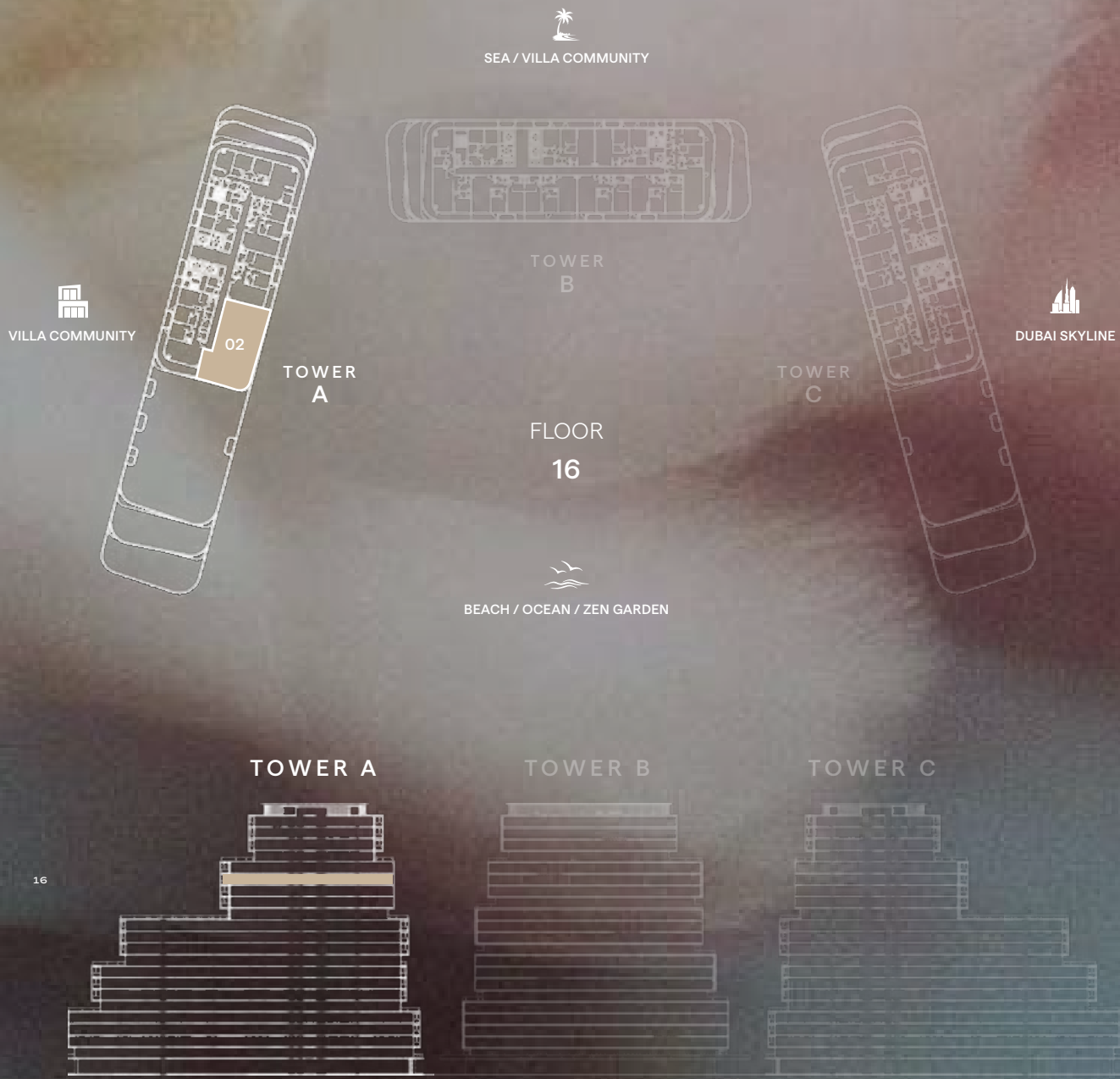


# hado

BY BEYOND

INTERNAL AREA	1632.24	SQ.FT
EXTERNAL AREA	412.47	SQ.FT
TOTAL AREA	2044.71	SQ.FT

## KEY SECTION





UNIT - A1605

# 3 BEDROOM

TYPE 1 - 1



# hado

BY BEYOND

INTERNAL AREA	1794.67	SQ.FT
EXTERNAL AREA	697.93	SQ.FT
TOTAL AREA	2492.6	SQ.FT

## KEY SECTION





UNIT - A1701

# 3 BEDROOM

TYPE 2 - 1

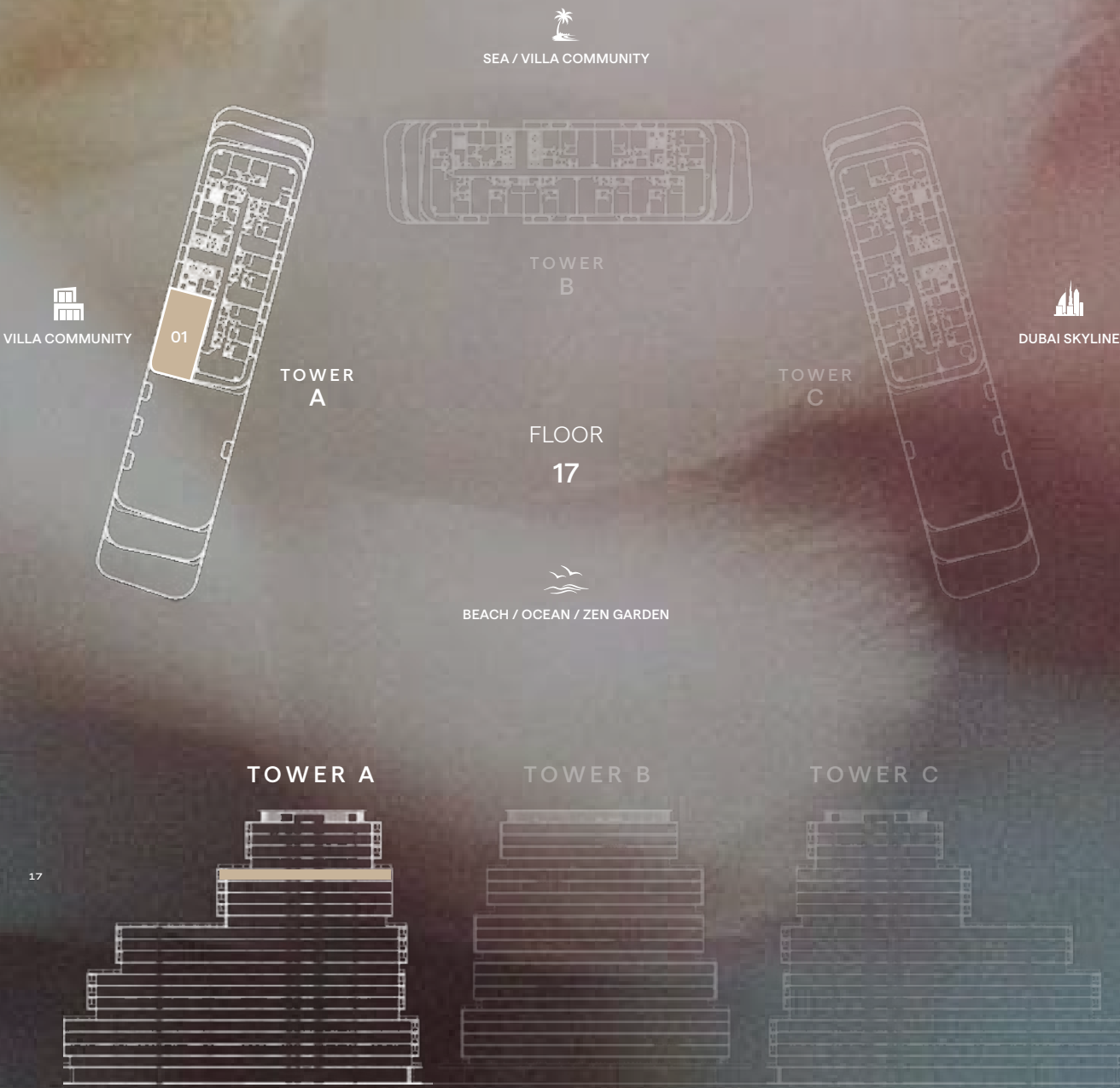


# hado

BY BEYOND

INTERNAL AREA	1537.62	SQ.FT
EXTERNAL AREA	430.77	SQ.FT
TOTAL AREA	1968.4	SQ.FT

## KEY SECTION





UNIT - A1702

3 BEDROOM

TYPE 5

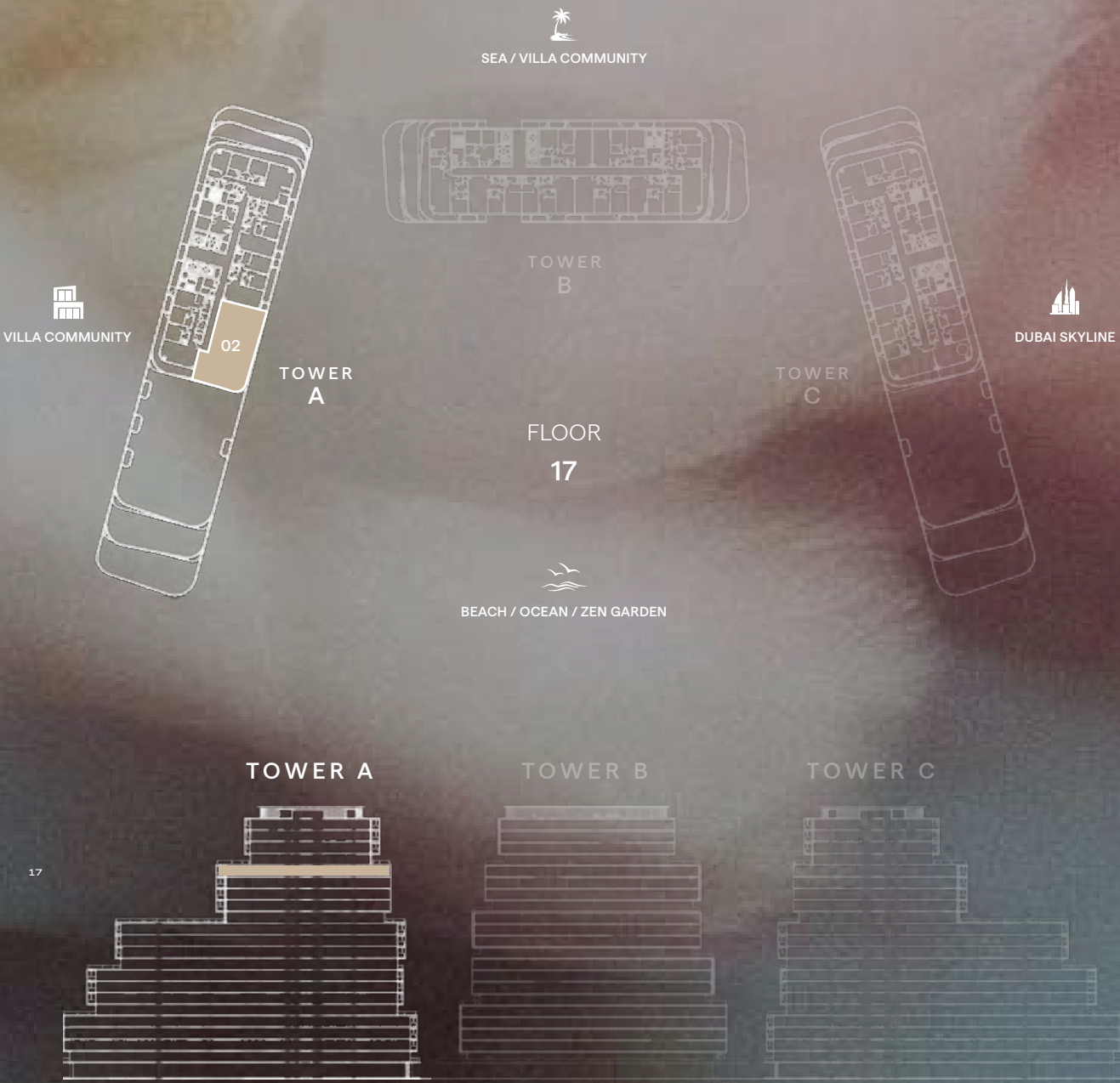


hado

BY BEYOND

INTERNAL AREA	1632.24	SQ.FT
EXTERNAL AREA	376.74	SQ.FT
TOTAL AREA	2008.98	SQ.FT

KEY SECTION





UNIT - A1705

# 3 BEDROOM

TYPE 1

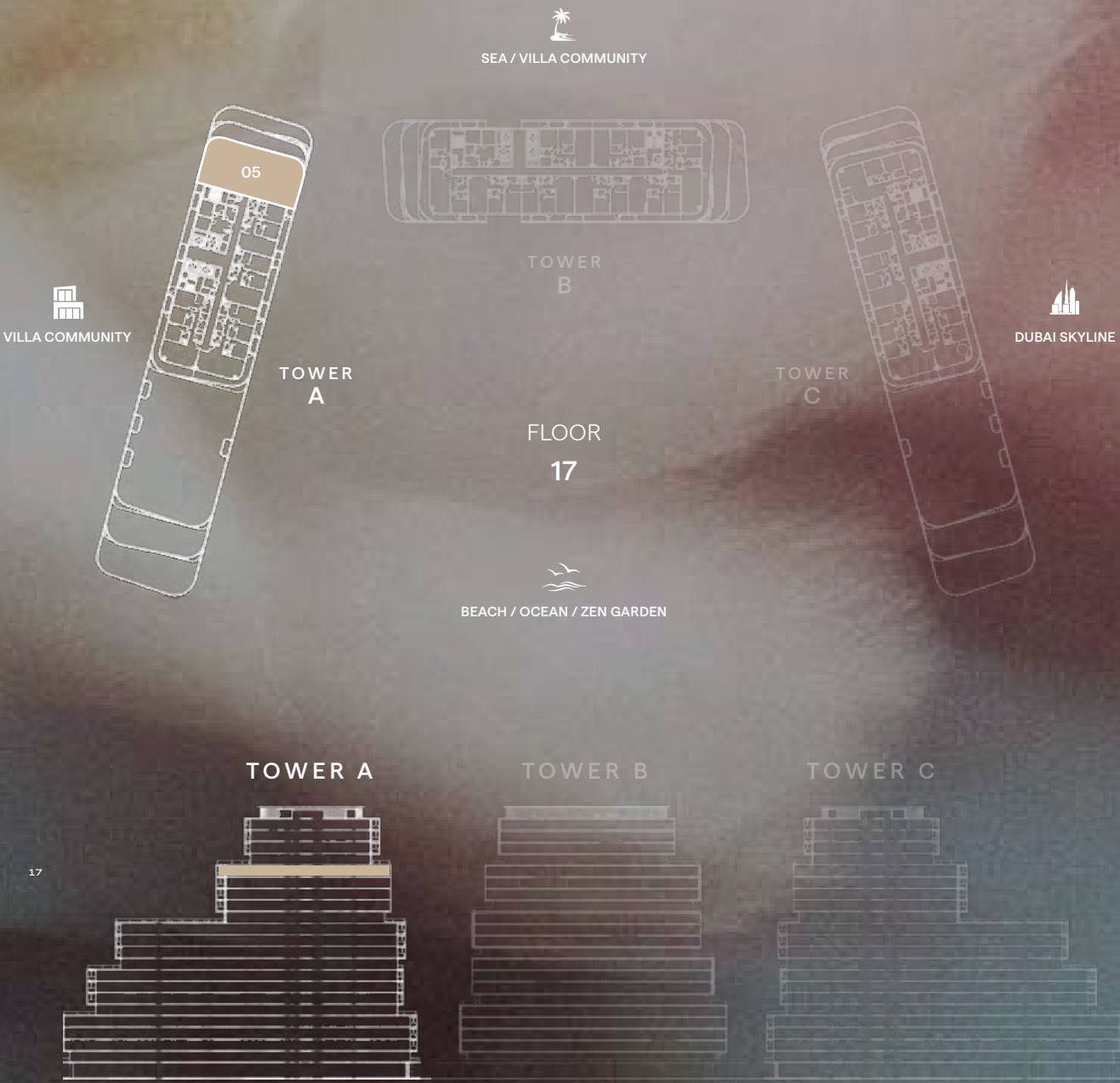


hado

BY BEYOND

INTERNAL AREA	1794.67	SQ.FT
EXTERNAL AREA	662.84	SQ.FT
TOTAL AREA	2457.51	SQ.FT

## KEY SECTION





UNIT - A1801

3 BEDROOM

TYPE 1 - 3



hado  
BY BEYOND

INTERNAL AREA	1793.81	SQ.FT
EXTERNAL AREA	920.85	SQ.FT
TOTAL AREA	2714.66	SQ.FT

KEY SECTION





UNIT - A1802

# 3 BEDROOM

TYPE 3



hado

BY BEYOND

INTERNAL AREA	1467.98	SQ.FT
EXTERNAL AREA	206.88	SQ.FT
TOTAL AREA	1674.86	SQ.FT

## KEY SECTION





UNIT - A1803

3 BEDROOM

TYPE 4 - 2



hado

BY BEYOND

INTERNAL AREA	1650	SQ.FT
EXTERNAL AREA	846.47	SQ.FT
TOTAL AREA	2496.47	SQ.FT

KEY SECTION





UNIT - A1901

# 3 BEDROOM

TYPE 1 - 1



# hado

BY BEYOND

INTERNAL AREA	1793.81	SQ.FT
EXTERNAL AREA	706.11	SQ.FT
TOTAL AREA	2499.92	SQ.FT

## KEY SECTION





UNIT - A1902

3 BEDROOM

TYPE 3 - 1



hado

BY BEYOND

INTERNAL AREA	1467.98	SQ.FT
EXTERNAL AREA	171.79	SQ.FT
TOTAL AREA	1639.77	SQ.FT

KEY SECTION





UNIT - A1903

3 BEDROOM

TYPE 4



hado

BY BEYOND

INTERNAL AREA	1650	SQ.FT
EXTERNAL AREA	667.58	SQ.FT
TOTAL AREA	2317.58	SQ.FT

KEY SECTION





UNIT - A2002

# 3 BEDROOM

TYPE 3



hado

BY BEYOND

INTERNAL AREA	1467.98	SQ.FT
EXTERNAL AREA	206.88	SQ.FT
TOTAL AREA	1674.86	SQ.FT

## KEY SECTION





UNIT - A2003

# 3 BEDROOM

TYPE 4 - 1



# hado

BY BEYOND

INTERNAL AREA	1649.14	SQ.FT
EXTERNAL AREA	632.7	SQ.FT
TOTAL AREA	2281.84	SQ.FT

## KEY SECTION





UNIT - A2101

3 BEDROOM

TYPE 3 - 1



hado

BY BEYOND

INTERNAL AREA	1465.94	SQ.FT
EXTERNAL AREA	172.01	SQ.FT
TOTAL AREA	1637.94	SQ.FT

KEY SECTION





UNIT - A2102

# 3 BEDROOM

TYPE 4



# hado

BY BEYOND

INTERNAL AREA	1648.92	SQ.FT
EXTERNAL AREA	668.65	SQ.FT
TOTAL AREA	2317.58	SQ.FT

## KEY SECTION





hado

TOWER A

SIGNATURE  
COLLECTION

BEYOND



UNIT - A2001

4 BEDROOM

DUPLEX - TYPE 1



UPPER LEVEL



LOWER LEVEL

hado

BY BEYOND

INTERNAL AREA	3,374.16	SQ.FT
EXTERNAL AREA	1,410.72	SQ.FT
TOTAL AREA	4,784.88	SQ.FT

KEY SECTION







# haddo

BEYOND

WWW.BEYONDDEVELOPMENTS.AE

Interior renders: These renders are non-binding, for illustrative purposes only, and subject to change without notice. Final materials, finishes, and configurations may differ based on availability, design updates, and approvals. Loose furniture, fixtures, lighting, wall cladding, and mounted items are NOT included. In case of conflict, contractual documents, including the Sale and Purchase Agreement (SPA), will prevail. THE DEVELOPER SHALL NOT BE HELD RESPONSIBLE FOR ANY DISCREPANCIES, INACCURACIES, ERRORS, OR OMISSIONS IN THE RENDERS, NOR FOR ANY CONSEQUENCES, LOSSES, OR DAMAGES RESULTING FROM RELIANCE ON THEM AND MAKES NO GUARANTEES OF THEIR ACCURACY OR COMPLETENESS. Exterior Renders: These renders are non-binding, for illustrative purposes only, and subject to change without notice. In case of conflict, contractual documents, including the Sale and Purchase Agreement (SPA), will prevail. THE DEVELOPER SHALL NOT BE HELD RESPONSIBLE FOR ANY DISCREPANCIES, INACCURACIES, ERRORS, OR OMISSIONS IN THE RENDERS, NOR FOR ANY CONSEQUENCES, LOSSES, OR DAMAGES RESULTING FROM RELIANCE ON THEM AND MAKES NO GUARANTEES OF THEIR ACCURACY OR COMPLETENESS.