



ôrise

FLOOR PLANS - TOWER 2

BEYOND

1 Bedroom

TYPE A1

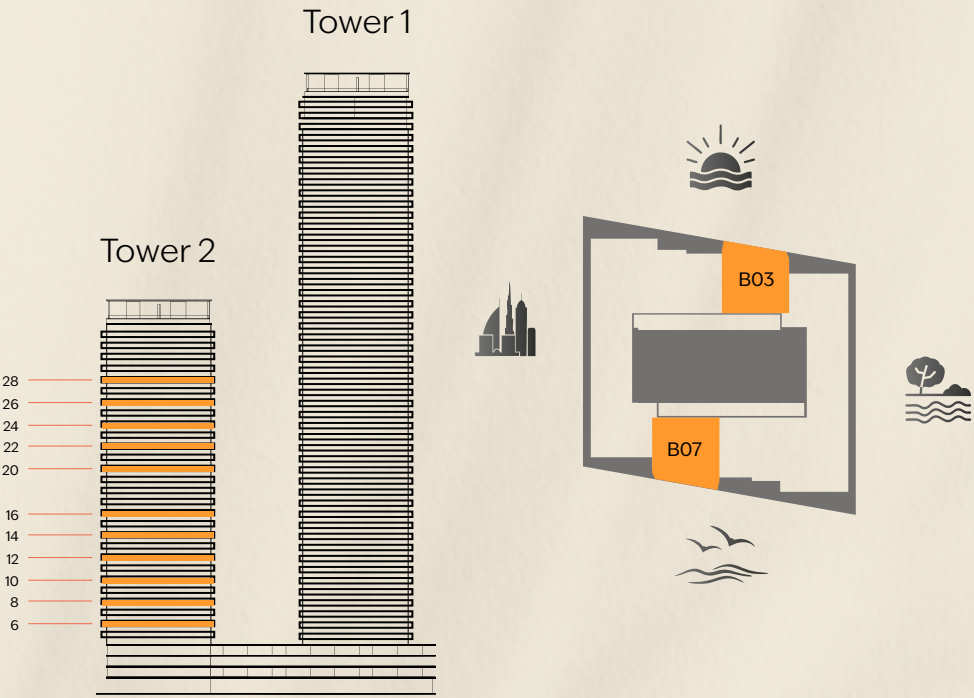
TOWER 2

Level 6, 8, 10, 12, 14, 16, 20, 22, 24, 26, 28

Unit: B03, B07

| | |
|---------------|-----------|
| Internal Area | 607 SQ FT |
| External Area | 111 SQ FT |
| Total Area | 718 SQ FT |

KEY SECTION



BEYOND

The renderings and visualisations in this brochure are for illustrative and marketing purposes only. While the information provided is accurate and reliable at the time of publication, it is important to note that only the information included in the final Sales and Purchase Agreement will carry legal significance.



1 Bedroom

TYPE A1

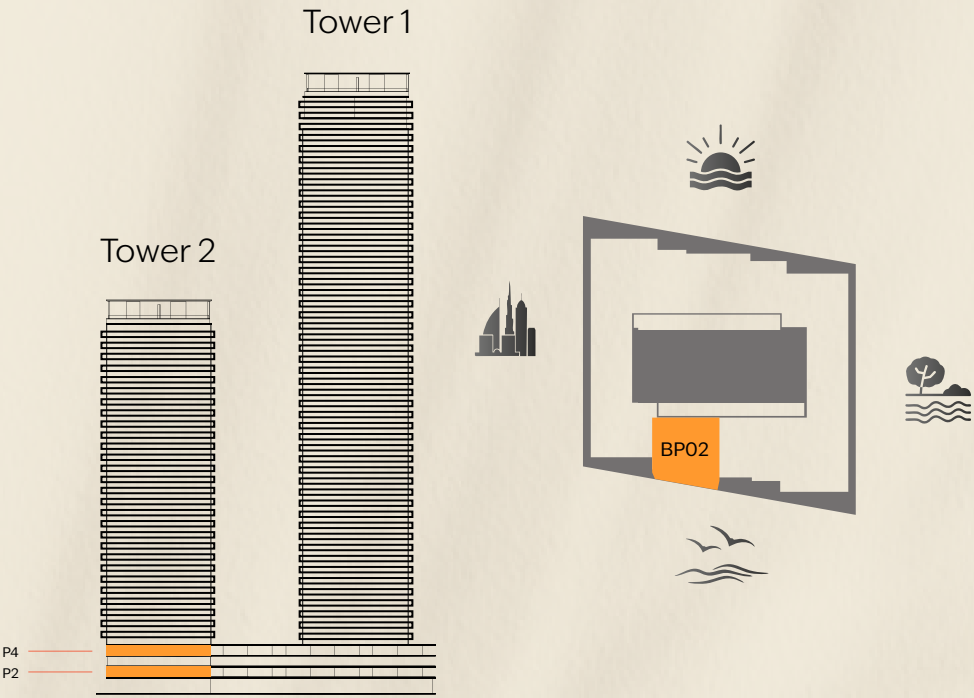
TOWER 2

Level P2, P4

Unit: BP02

| | |
|---------------|-----------|
| Internal Area | 607 SQ FT |
| External Area | 111 SQ FT |
| Total Area | 718 SQ FT |

KEY SECTION



BEYOND

The renderings and visualisations in this brochure are for illustrative and marketing purposes only. While the information provided is accurate and reliable at the time of publication, it is important to note that only the information included in the final Sales and Purchase Agreement will carry legal significance.



1 Bedroom

TYPE A2

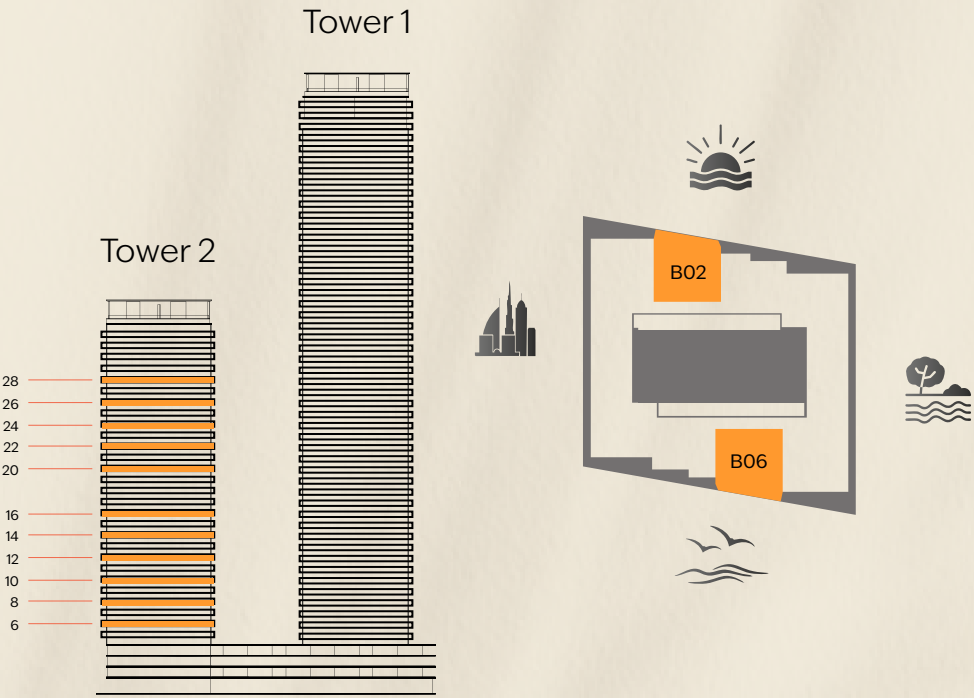
TOWER 2

Level 6, 8, 10, 12, 14, 16, 20, 22, 24, 26, 28

Unit: B02, B06

| | |
|---------------|-----------|
| Internal Area | 686 SQ FT |
| External Area | 141 SQ FT |
| Total Area | 827 SQ FT |

KEY SECTION



BEYOND

The renderings and visualisations in this brochure are for illustrative and marketing purposes only. While the information provided is accurate and reliable at the time of publication, it is important to note that only the information included in the final Sales and Purchase Agreement will carry legal significance.



1 Bedroom

TYPE A2


TOWER 2

Level P2, P4

Unit: BP03

| | |
|---------------|-----------|
| Internal Area | 686 SQ FT |
| External Area | 141 SQ FT |
| Total Area | 827 SQ FT |

KEY SECTION



BEYOND

The renderings and visualisations in this brochure are for illustrative and marketing purposes only. While the information provided is accurate and reliable at the time of publication, it is important to note that only the information included in the final Sales and Purchase Agreement will carry legal significance.



1 Bedroom

TYPE A5

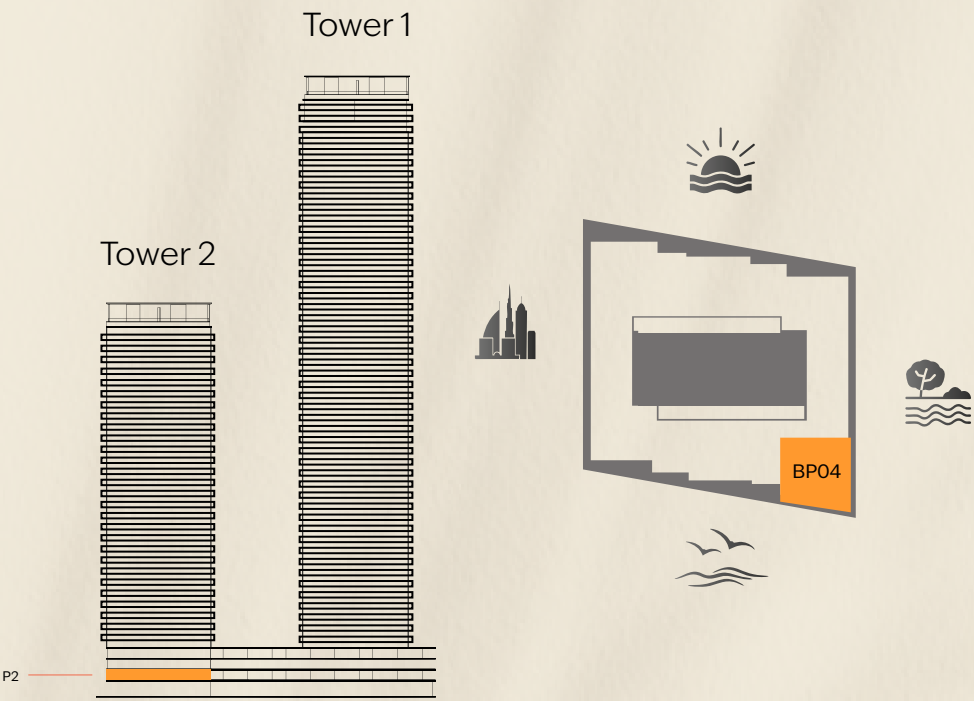
TOWER 2

Level P2

Unit: BP04

| | |
|---------------|-------------|
| Internal Area | 821 SQ FT |
| External Area | 224 SQ FT |
| Total Area | 1,045 SQ FT |

KEY SECTION



BEYOND

The renderings and visualisations in this brochure are for illustrative and marketing purposes only. While the information provided is accurate and reliable at the time of publication, it is important to note that only the information included in the final Sales and Purchase Agreement will carry legal significance.



1 Bedroom

TYPE B

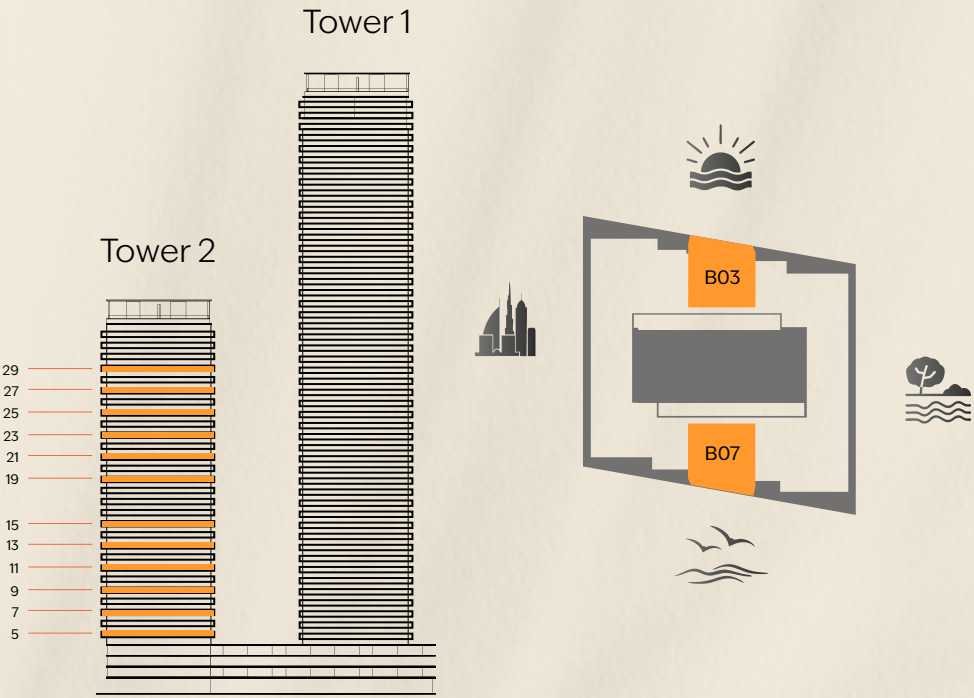
TOWER 2

Level 5, 7, 9, 11, 13, 15, 19, 21, 23, 25, 27, 29

Unit: B03, B07

| | |
|---------------|-----------|
| Internal Area | 635 SQ FT |
| External Area | 131 SQ FT |
| Total Area | 766 SQ FT |

KEY SECTION



BEYOND

The renderings and visualisations in this brochure are for illustrative and marketing purposes only. While the information provided is accurate and reliable at the time of publication, it is important to note that only the information included in the final Sales and Purchase Agreement will carry legal significance.



1 Bedroom

TYPE B


TOWER 2

Level P3

Unit: BP02

| | |
|---------------|-----------|
| Internal Area | 635 SQ FT |
| External Area | 131 SQ FT |
| Total Area | 766 SQ FT |

KEY SECTION



BEYOND

The renderings and visualisations in this brochure are for illustrative and marketing purposes only. While the information provided is accurate and reliable at the time of publication, it is important to note that only the information included in the final Sales and Purchase Agreement will carry legal significance.



ôrise

1 Bedroom
TYPE C

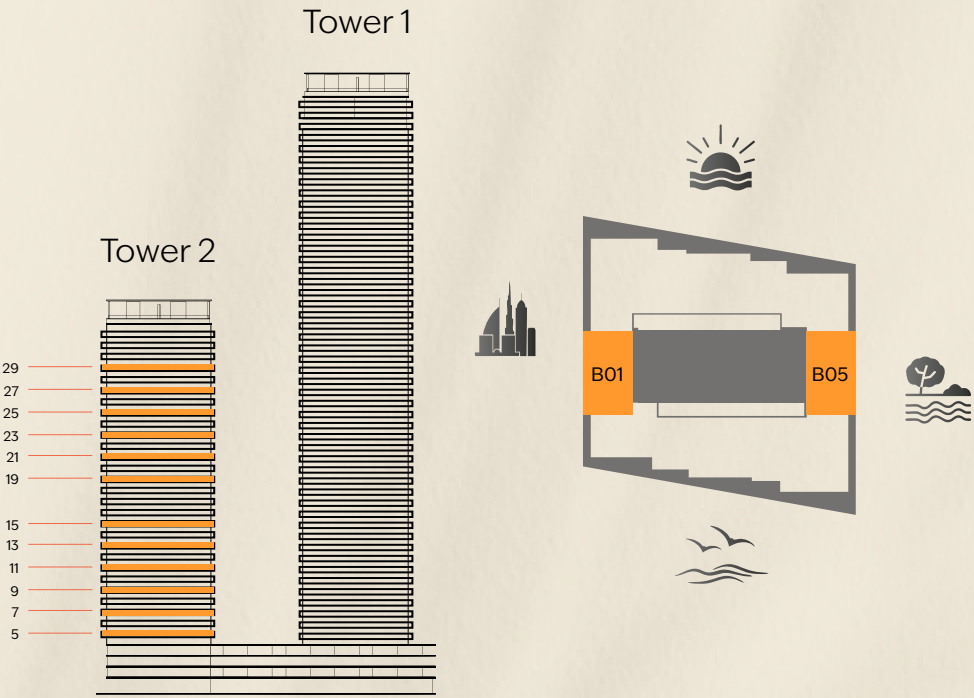
TOWER 2

Level 5, 7, 9, 11, 13, 15, 19, 21, 23, 25, 27, 29

Unit: B01, B05

| | |
|---------------|-----------|
| Internal Area | 648 SQ FT |
| External Area | 42 SQ FT |
| Total Area | 690 SQ FT |

KEY SECTION



BEYOND

The renderings and visualisations in this brochure are for illustrative and marketing purposes only. While the information provided is accurate and reliable at the time of publication, it is important to note that only the information included in the final Sales and Purchase Agreement will carry legal significance.



2 Bedroom

TYPE A

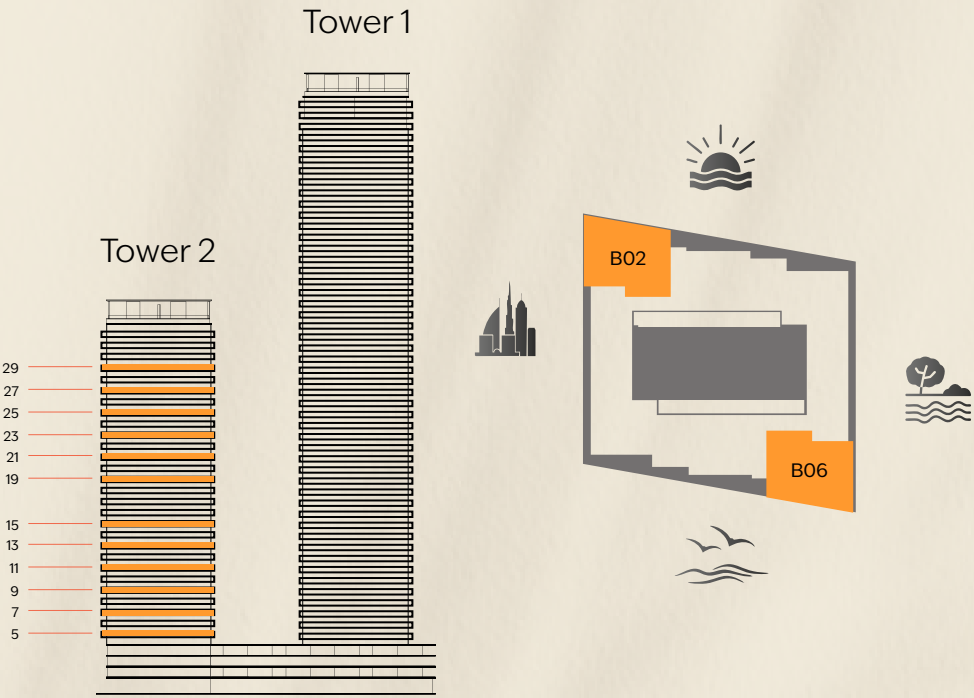
TOWER 2

Level 5, 7, 9, 11, 13, 15, 19, 21, 23, 25, 27, 29

Unit: B02, B06

| | |
|---------------|-------------|
| Internal Area | 1,086 SQ FT |
| External Area | 264 SQ FT |
| Total Area | 1,350 SQ FT |

KEY SECTION



BEYOND

The renderings and visualisations in this brochure are for illustrative and marketing purposes only. While the information provided is accurate and reliable at the time of publication, it is important to note that only the information included in the final Sales and Purchase Agreement will carry legal significance.



2 Bedroom

TYPE B

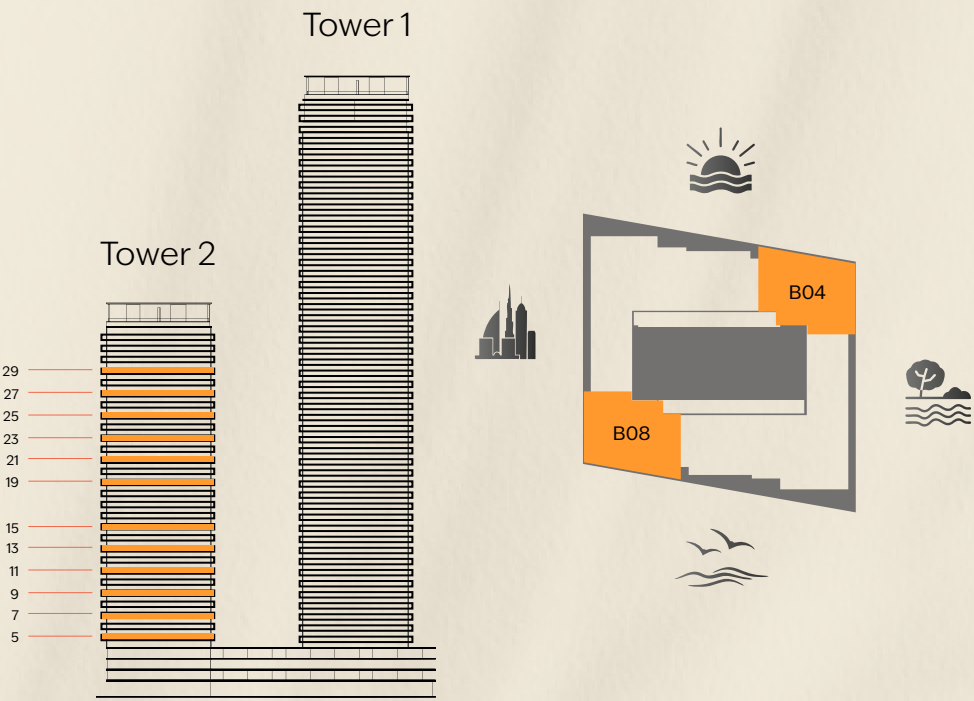
TOWER 2

Level 5, 7, 9, 11, 13, 15, 19, 21, 23, 25, 27, 29

Unit: B04, B08

| | |
|---------------|-------------|
| Internal Area | 1,010 SQ FT |
| External Area | 247 SQ FT |
| Total Area | 1,257 SQ FT |

KEY SECTION



BEYOND

The renderings and visualisations in this brochure are for illustrative and marketing purposes only. While the information provided is accurate and reliable at the time of publication, it is important to note that only the information included in the final Sales and Purchase Agreement will carry legal significance.



2 Bedroom

TYPE B

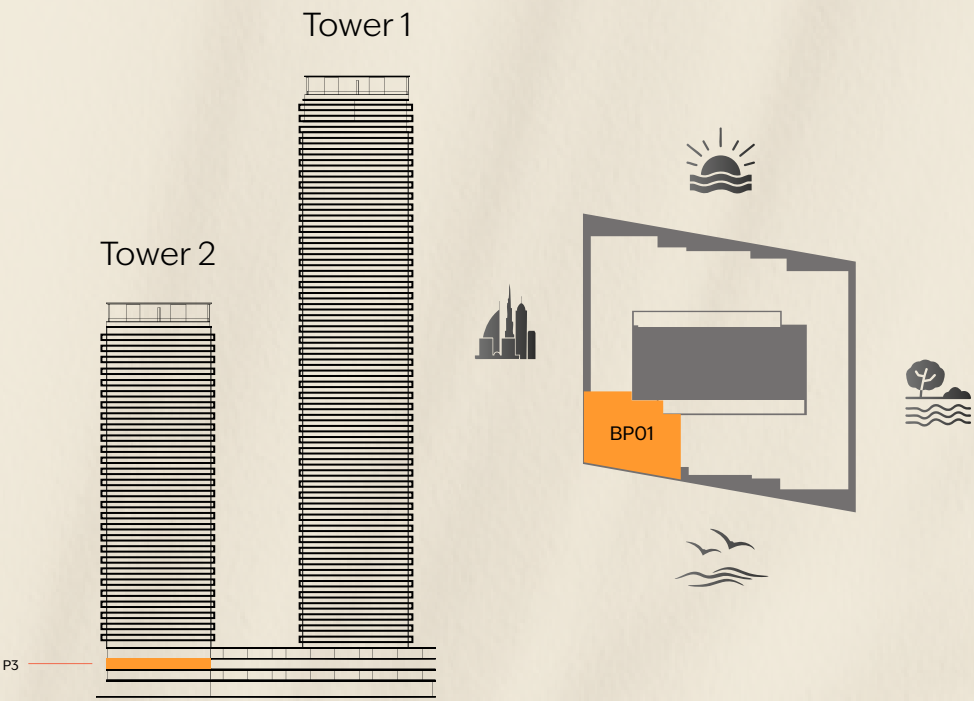
TOWER 2

Level P3

Unit: BP01

| | |
|---------------|-------------|
| Internal Area | 1,010 SQ FT |
| External Area | 247 SQ FT |
| Total Area | 1,257 SQ FT |

KEY SECTION



BEYOND

The renderings and visualisations in this brochure are for illustrative and marketing purposes only. While the information provided is accurate and reliable at the time of publication, it is important to note that only the information included in the final Sales and Purchase Agreement will carry legal significance.



ôrise

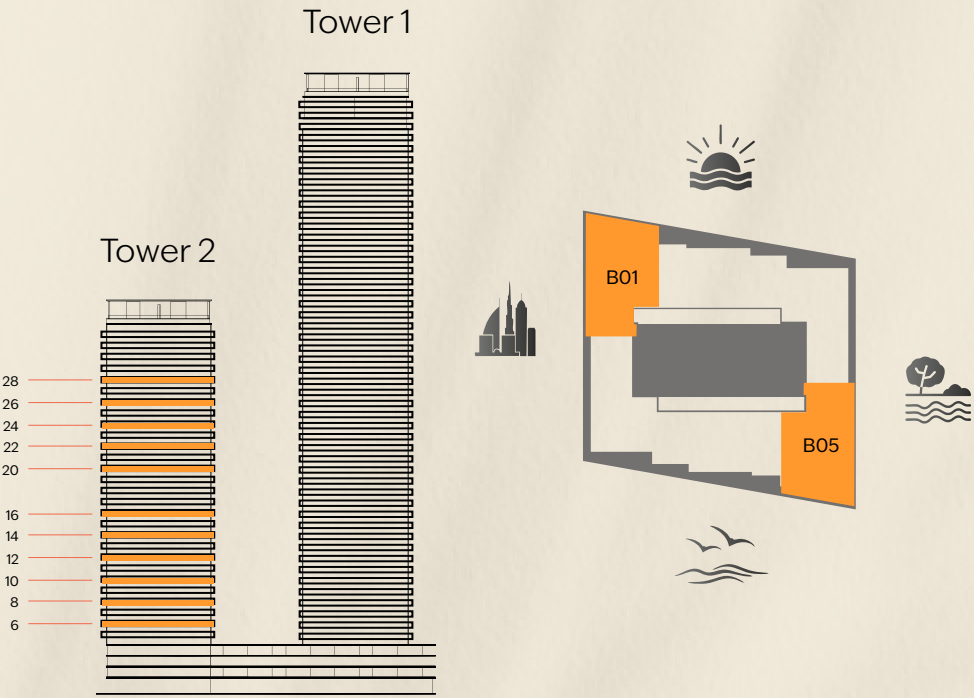
2 Bedroom
TYPE C

TOWER 2

Level 6, 8, 10, 12, 14, 16, 20, 22, 24, 26, 28
Unit: B01, B05

| | |
|---------------|-------------|
| Internal Area | 1,033 SQ FT |
| External Area | 221 SQ FT |
| Total Area | 1,254 SQ FT |

KEY SECTION



BEYOND

The renderings and visualisations in this brochure are for illustrative and marketing purposes only. While the information provided is accurate and reliable at the time of publication, it is important to note that only the information included in the final Sales and Purchase Agreement will carry legal significance.



2 Bedroom
TYPE D

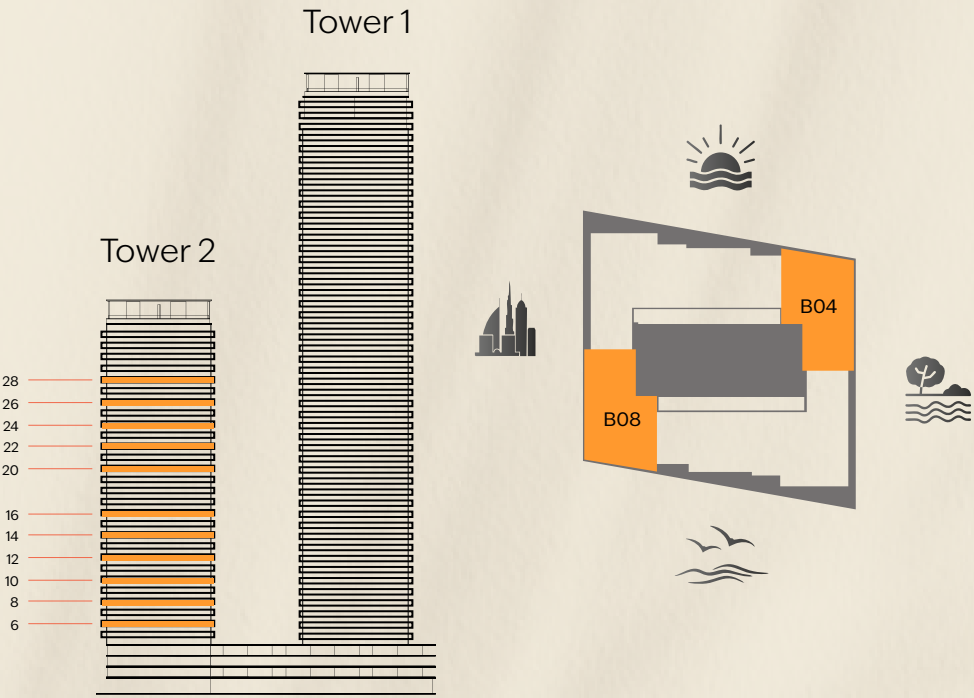
TOWER 2

Level 6, 8, 10, 12, 14, 16, 20, 22, 24, 26, 28

Unit: B04, B08

| | |
|---------------|-------------|
| Internal Area | 1,018 SQ FT |
| External Area | 261 SQ FT |
| Total Area | 1,279 SQ FT |

KEY SECTION



BEYOND

The renderings and visualisations in this brochure are for illustrative and marketing purposes only. While the information provided is accurate and reliable at the time of publication, it is important to note that only the information included in the final Sales and Purchase Agreement will carry legal significance.

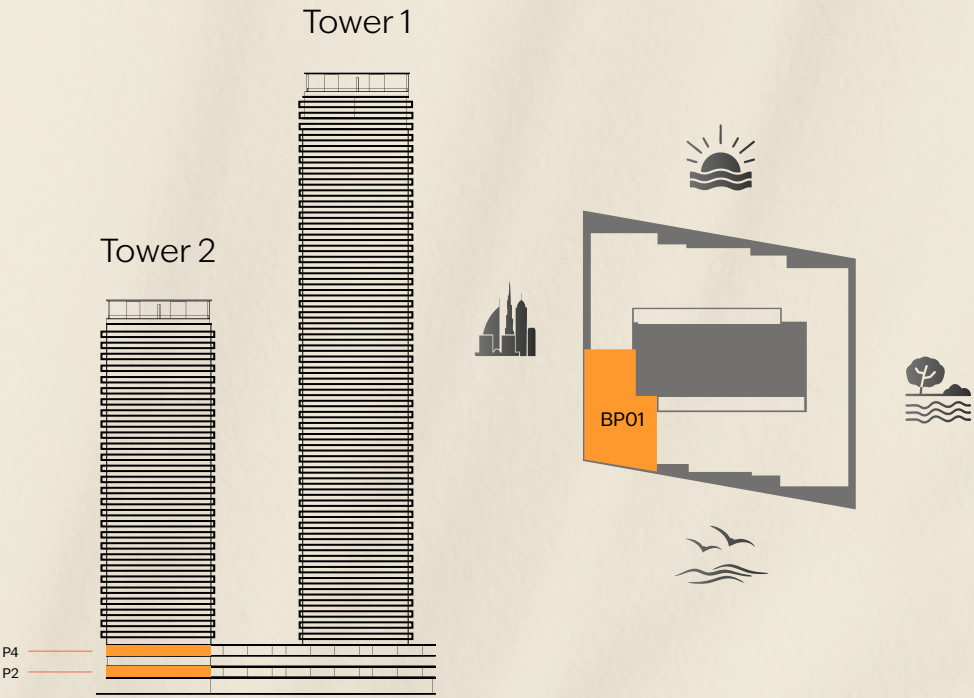


2 Bedroom
TYPE D

TOWER 2
Level P2, P4
Unit: BP01

| | |
|---------------|-------------|
| Internal Area | 1,018 SQ FT |
| External Area | 261 SQ FT |
| Total Area | 1,279 SQ FT |

KEY SECTION



BEYOND

The renderings and visualisations in this brochure are for illustrative and marketing purposes only. While the information provided is accurate and reliable at the time of publication, it is important to note that only the information included in the final Sales and Purchase Agreement will carry legal significance.

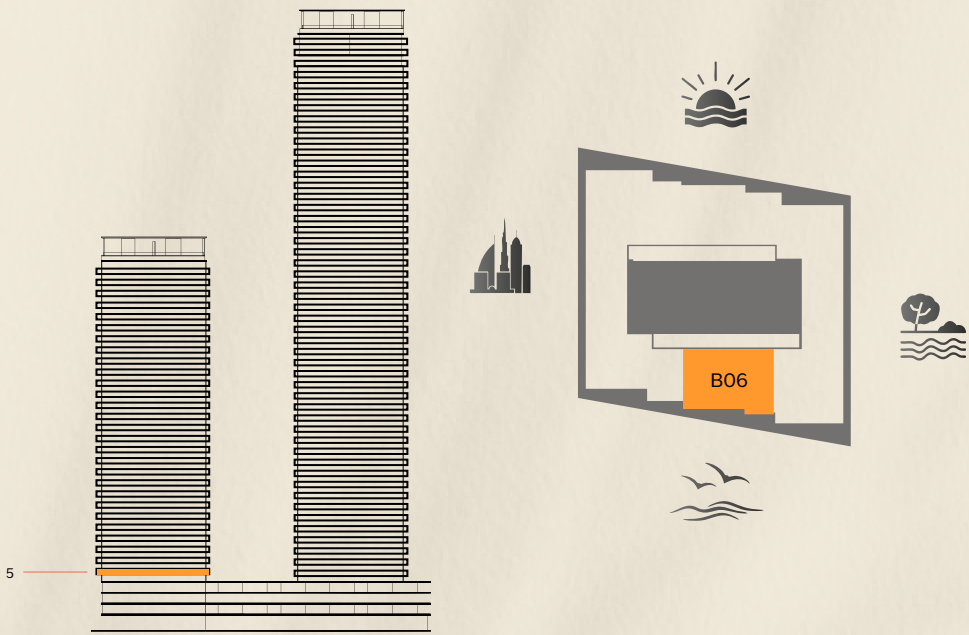


2 Bedroom
TYPE E

TOWER 2
Level 5
Unit: B06

| | |
|---------------|-------------|
| Internal Area | 1,009 SQ FT |
| External Area | 202 SQ FT |
| Total Area | 1,211 SQ FT |

KEY SECTION



BEYOND

The renderings and visualisations in this brochure are for illustrative and marketing purposes only. While the information provided is accurate and reliable at the time of publication, it is important to note that only the information included in the final Sales and Purchase Agreement will carry legal significance.



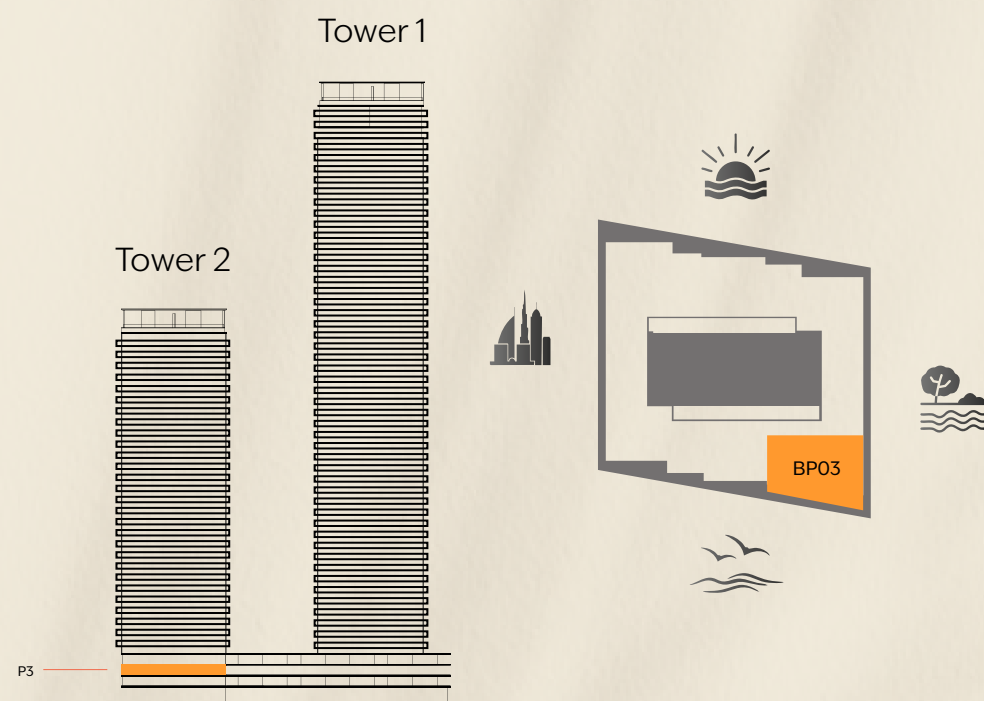
ôrise

2 Bedroom
TYPE F

TOWER 2
Level P3
Unit: BP03

| | |
|---------------|-------------|
| Internal Area | 1,118 SQ FT |
| External Area | 265 SQ FT |
| Total Area | 1,453 SQ FT |

KEY SECTION



BEYOND

The renderings and visualisations in this brochure are for illustrative and marketing purposes only. While the information provided is accurate and reliable at the time of publication, it is important to note that only the information included in the final Sales and Purchase Agreement will carry legal significance.





ôrise

BEYOND