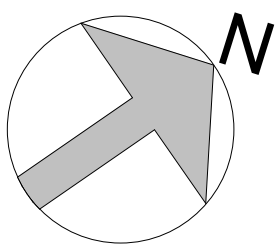


TYPICAL FLOOR PLAN-TYPE 01

RESIDENTIAL FLOOR 01 TO 20

LEVEL 12- 31

UNITS TYPE	NUMBER
2-BEDROOM	4



VIEW ANALYSIS

- BURJ KHALIFA - BURJ KHALIFA DISTRICT
- BURJ KHALIFA DISTRICT
- WATER CANAL - BUISINESS BAY

COMMON SPECIFICATIONS

CORRIDOR FLOORING : Travertine Stone or equivalent

CORRIDOR SKIRTING : Travertine Stone or equivalent

CORRIDOR WALLS : Travertine Stone or equivalent / Stucco Paint / Walnut Wood / Chrome trims

CORRIDOR CEILINGS

TERRACE : Composite decking

NO. OF PASSENGER LIFT 07 LIFTS

NO. OF SERVICE LIFTS 01 LIFTS

NO. OF FIREMAN LIFTS 01 LIFTS

FIRE FIGHTING SYSTEM

SMART SYSTEM SPECIFICATIONS

- Voice Controlled Systems:** Integrating systems like Amazon's Alexa, Google Home, or Apple's Siri for voice-activated controls across the house – from playing your favourite music to drawing the blinds. Turning lights on/off, controlling temperatures...
- Security Systems:** Advanced security systems will include biometric locks, CCTV cameras, and intrusion detection systems.
- Energy Management:** Smart thermostats and energy-efficient appliances will be linked to provide data on energy usage and offer insights on how to save energy and reduce utility bills.
- Automated Blinds and Curtains:**
- Smart Kitchen Appliances.**

ACOUSTIC SPECIFICATIONS

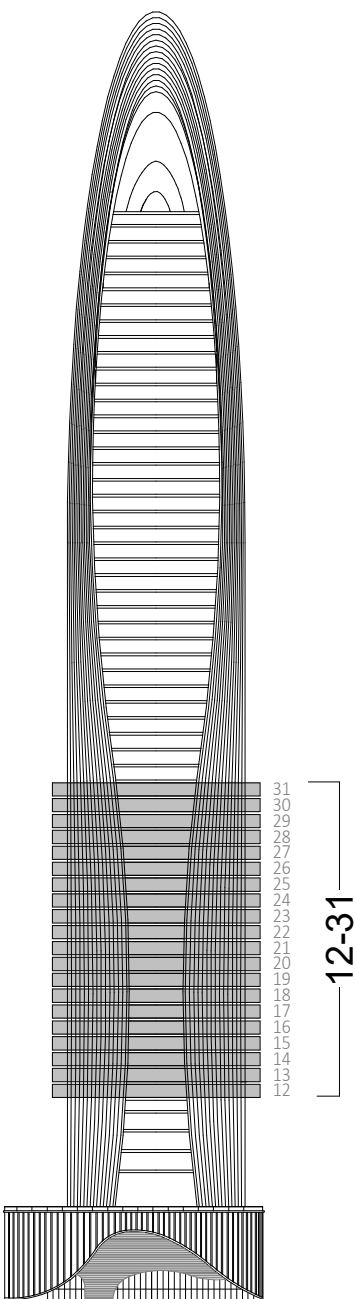
- The facades feature high-performance curtain walls providing both stunning panoramic views and exceptional sound insulation with impressive Sound Transmission Class (STC) ratings.
- The curtain walls are designed with special seals and gaskets to enhance sound isolation, promoting a tranquil living experience.
- The windows have a high Outdoor-Indoor Transmission Class (OITC) rating, designed to reduce both high and low-frequency sounds from external sources like traffic and aircraft.
- The doors in all units, both exterior and interior, are designed with superior acoustic properties, mirroring the commitment to acoustic comfort and privacy.
- The layout of the units optimizes noise reduction between rooms, with thoughtful use of wall, floor, and ceiling materials to absorb sound and reduce echoes.
- The HVAC and drainage systems operates quietly, designed with noise-reducing features to ensure minimal noise disruption.
- Overall, the units are a sanctuary of serenity and peace, with every detail carefully designed for acoustic comfort, offering a luxurious and peaceful living experience in the heart of the metropolis.

EXTRA FEATURES

LAB POOL

Disclaimer:

- The mentioned areas are approximate and may be subject to minor modifications upon completion of finishing and installation of services.
- The specific brands of finishing materials, sanitary ware, and appliances are subject to market availability, and equivalent alternatives may be provided as necessary.





12TH TO 31TH LEVEL FLOOR PLAN

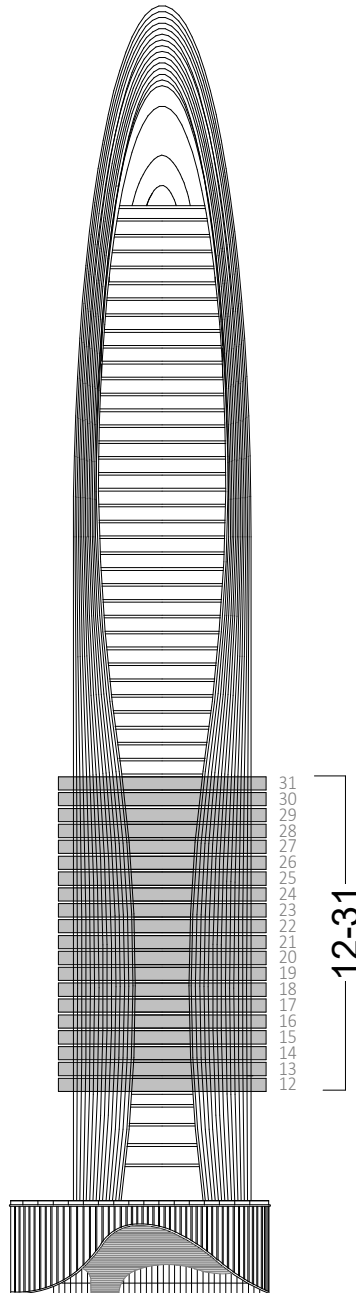
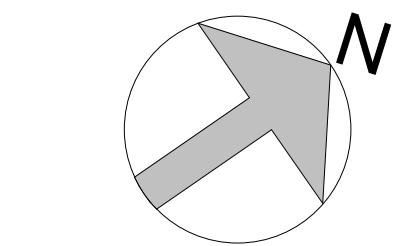
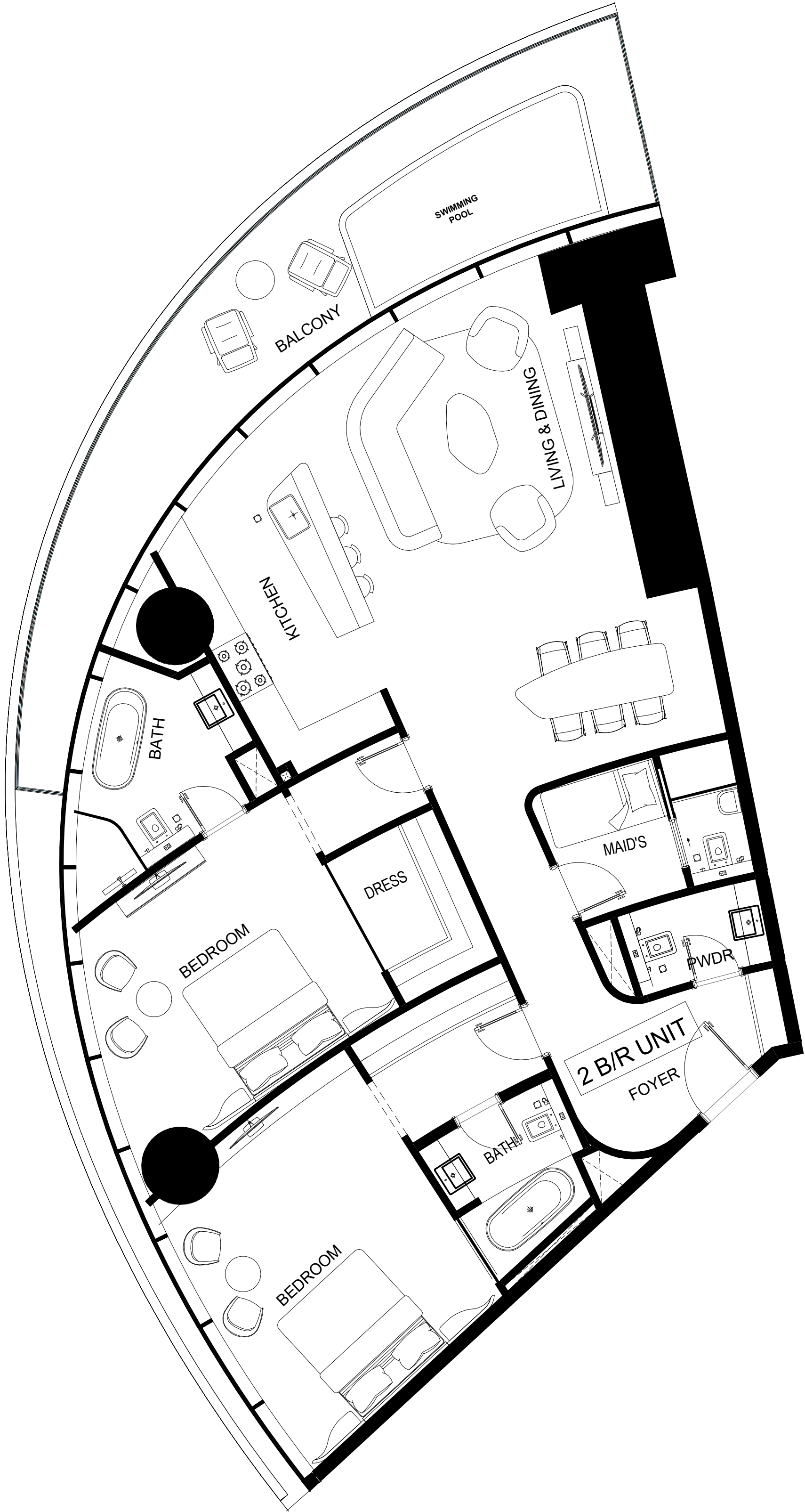
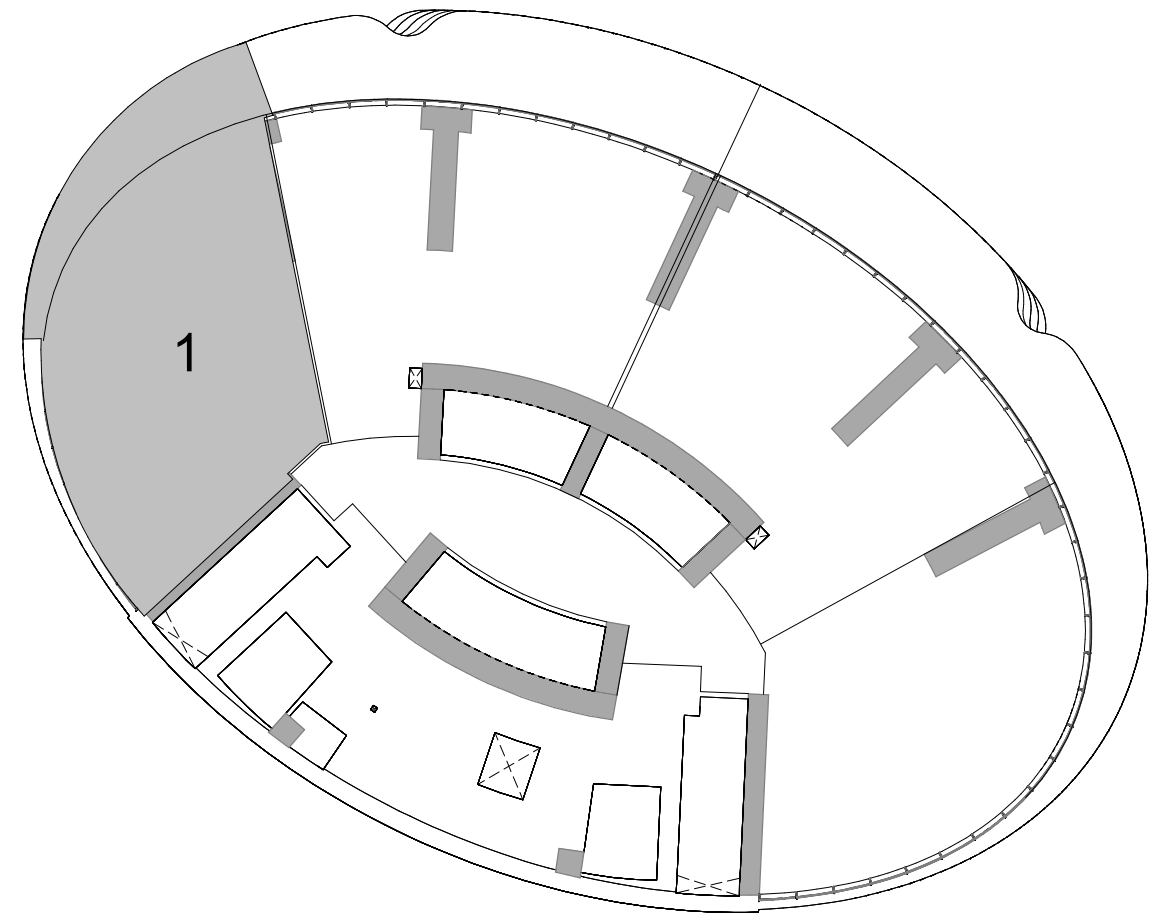
FLAT NUMBER | 01

2- BEDROOM FLAT / TYPE 01

AREA	SQ.M	SQ.FT
------	------	-------

SUITE AREA	142 m²	1529 ft²
BALCONY AREA	29 m²	308 ft²
TOTAL UNIT AREA	171 m²	1837 ft²

FLAT DESIGN COMPONENTS		
	Name	Area
	LIVING & DINING	37 m²
	BEDROOM	19 m²
	BEDROOM	17 m²
	FOYER	11 m²
	KITCHEN	11 m²
	BATH	8 m²
	BATH	5 m²
	DRESS	5 m²
	DRESS	4 m²
	MAID	4 m²
	PWDR	3 m²
	BATH	2 m²
	LOBBY	2 m²



GENERAL FINISHES:	
Flooring:	Travertine Stone or equivalent / Walnut Wood / Gaya Marble or equivalent / High Grade Marble / Black Glass/Black Steel
Skirting:	Travertine Stone or equivalent / Walnut Wood
Wall:	Travertine Stone cladding / Walnut wood panel/ Fluted Walnut Wood Panel / Fluted Travertine Stone or equivalent / Chrome + Trim /Stucco Decorative Paint or equivalent /Glossy Black Mirror / Fabric + Leather covering or equivalent / Gaya Marble / High Grade Marble / Screen
Ceiling:	Suspended Gypsum board in emulsion paint finish / Stainless steel patterns /Chrome / Screen / Black Glass
Terrace:	Composite decking
KITCHEN & APPLIANCES	
Cabinets:	Walnut wood cabinets, chrome trims, sandwich glass cabinets, Fluted walnut wood cabinet
Countertop:	Black Glass / Travertine Stone or equivalent
Back Splash:	Travertine Stone or equivalent
Sink:	Miele, Gaggenau, Bosche, Viking or equivalent.
Fridge:	Miele, Gaggenau, Bosche, Viking or equivalent.
Dish Washer:	Miele, Gaggenau, Bosche, Viking or equivalent.
Microwave:	Miele, Gaggenau, Bosche, Viking or equivalent.
Oven:	Miele, Gaggenau, Bosche, Viking or equivalent.
Ice Maker:	Miele, Gaggenau, Bosche, Viking or equivalent.
BATHROOM SPECIFICATIONS:	
Flooring:	Travertine Stone or equivalent
Skirting:	Travertine Stone or equivalent
Wall:	Travertine Stone or equivalent / Mirror / Chrome Trim
Ceiling:	Suspended Gypsum board in emulsion paint finish
Washbasin:	Built in Travertine stone sink or equivalent
WC:	Duravit, Kohler, Hansgrohe, Grohe, Dorn Bracht or equivalent
Shower box:	Duravit, Kohler, Hansgrohe, Grohe, Dorn Bracht or equivalent
Bathtub:	Duravit, Kohler, Hansgrohe, Grohe, Dorn Bracht or equivalent
Jacuzzi:	Duravit, Kohler, Hansgrohe, Grohe, Dorn Bracht or equivalent
GENERAL SPECIFICATIONS:	
Door Materials:	Wood
Doors...	Steel / Chrome
Wardrobes...	Walnut Wood / Clear Glass / Black Glass
Wardrobes...	Steel / Chrome

PRIVATE POOL :

Disclaimer:  
The mentioned areas are approximate and may be subject to minor modifications upon completion of finishing and installation of services.  
The specific brands of finishing materials, sanitary ware, and appliances are subject to market availability, and equivalent alternatives may be provided as necessary.



12TH TO 31TH LEVEL FLOOR PLAN

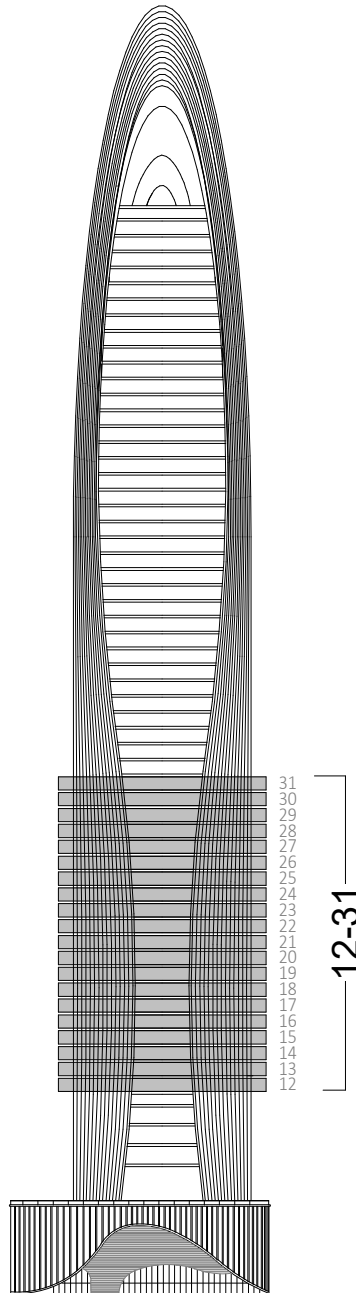
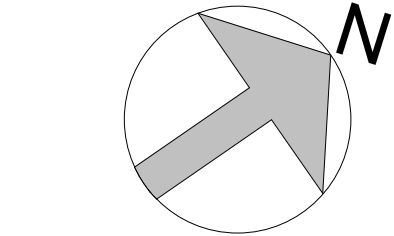
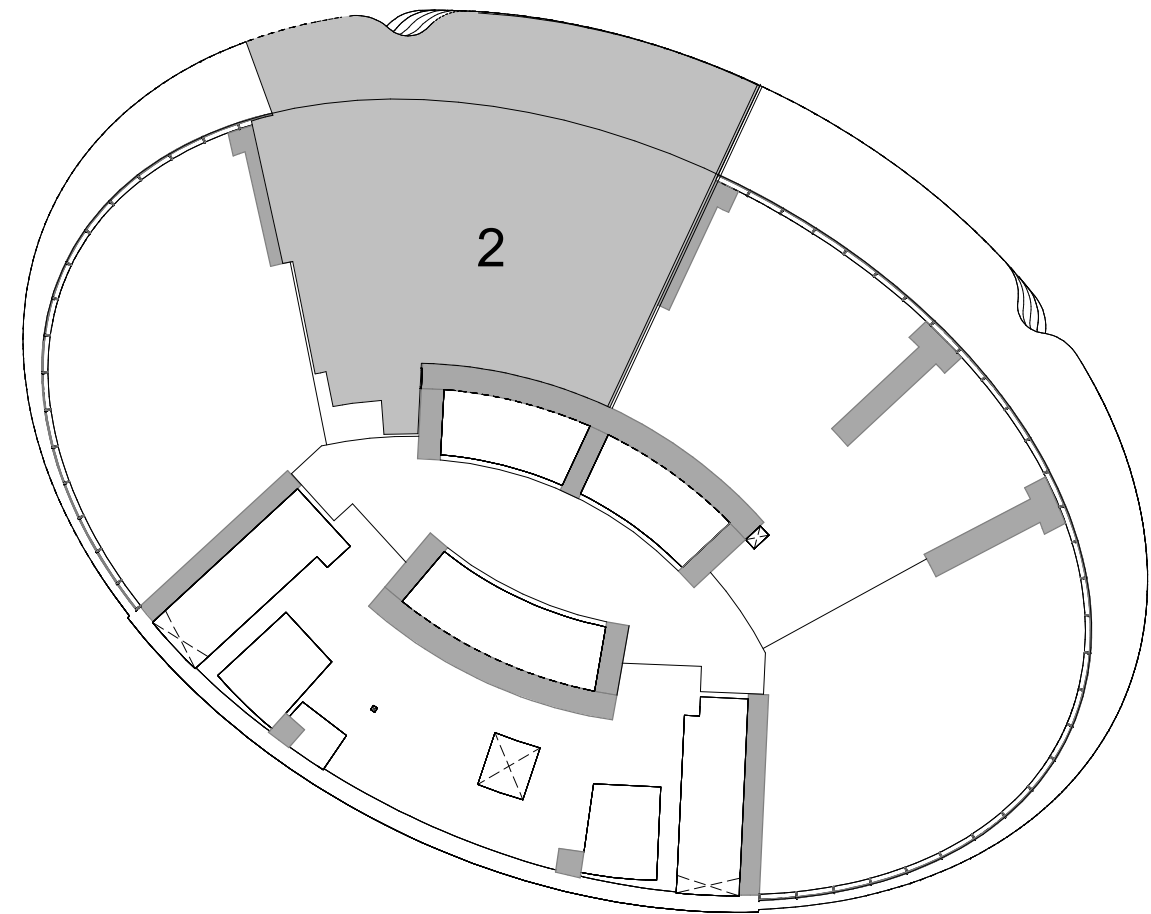
FLAT NUMBER | 02

2- BEDROOM FLAT / TYPE 02

AREA	SQ.M	SQ.FT
------	------	-------

SUITE AREA	169 m²	1814 ft²
BALCONY AREA	67 m²	720 ft²
TOTAL UNIT AREA	235 m²	2534 ft²

FLAT DESIGN COMPONENTS		
Name	Area	
LIVING & DINING	42 m²	
MASTER BEDROOM	20 m²	
BEDROOM	19 m²	
KITCHEN	10 m²	
FOYER	9 m²	
BATH	8 m²	
DRESS	7 m²	
LOBBY	6 m²	
DRESS	5 m²	
BATH	4 m²	
MAID	4 m²	
BATH	3 m²	
LOBBY	3 m²	
LAUN.	2 m²	
PWDR	2 m²	



GENERAL FINISHES:	
Flooring:	Travertine Stone or equivalent / Walnut Wood / Gaya Marble or equivalent / High Grade Marble / Black Glass/Black Steel
Skirting:	Travertine Stone or equivalent / Walnut Wood
Wall:	Travertine Stone cladding / Walnut wood panel/ Fluted Walnut Wood Panel / Fluted Travertine Stone or equivalent / Chrome + Trim /Stucco Decorative Paint or equivalent /Glossy Black Mirror / Fabric + Leather covering or equivalent / Gaya Marble / High Grade Marble / Screen
Ceiling:	Suspended Gypsum board in emulsion paint finish / Stainless steel patterns /Chrome / Screen / Black Glass
Terrace:	Composite decking
KITCHEN & APPLIANCES	
Cabinets:	Walnut wood cabinets, chrome trims, sandwich glass cabinets, Fluted walnut wood cabinet
Countertop:	Black Glass / Travertine Stone or equivalent
Back Splash:	Travertine Stone or equivalent
Sink:	Miele, Gaggenau, Bosche, Viking or equivalent.
Fridge:	Miele, Gaggenau, Bosche, Viking or equivalent.
Dish Washer:	Miele, Gaggenau, Bosche, Viking or equivalent.
Microwave:	Miele, Gaggenau, Bosche, Viking or equivalent.
Oven:	Miele, Gaggenau, Bosche, Viking or equivalent.
Ice Maker:	Miele, Gaggenau, Bosche, Viking or equivalent.
BATHROOM SPECIFICATIONS:	
Flooring:	Travertine Stone or equivalent
Skirting:	Travertine Stone or equivalent
Wall:	Travertine Stone or equivalent / Mirror / Chrome Trim
Ceiling:	Suspended Gypsum board in emulsion paint finish
Washbasin:	Built in Travertine stone sink or equivalent
WC:	Duravit, Kohler, Hansgrohe, Grohe, Dorn Bracht or equivalent
Shower box:	Duravit, Kohler, Hansgrohe, Grohe, Dorn Bracht or equivalent
Bathtub:	Duravit, Kohler, Hansgrohe, Grohe, Dorn Bracht or equivalent
Jacuzzi:	Duravit, Kohler, Hansgrohe, Grohe, Dorn Bracht or equivalent
GENERAL SPECIFICATIONS:	
Door Materials:	Wood
Doors...	Steel / Chrome
Wardrobes...	Walnut Wood / Clear Glass / Black Glass
Wardrobes...	Steel / Chrome

PRIVATE POOL :

Disclaimer:  
The mentioned areas are approximate and may be subject to minor modifications upon completion of finishing and installation of services.  
The specific brands of finishing materials, sanitary ware, and appliances are subject to market availability, and equivalent alternatives may be provided as necessary.



12TH TO 31TH LEVEL FLOOR PLAN

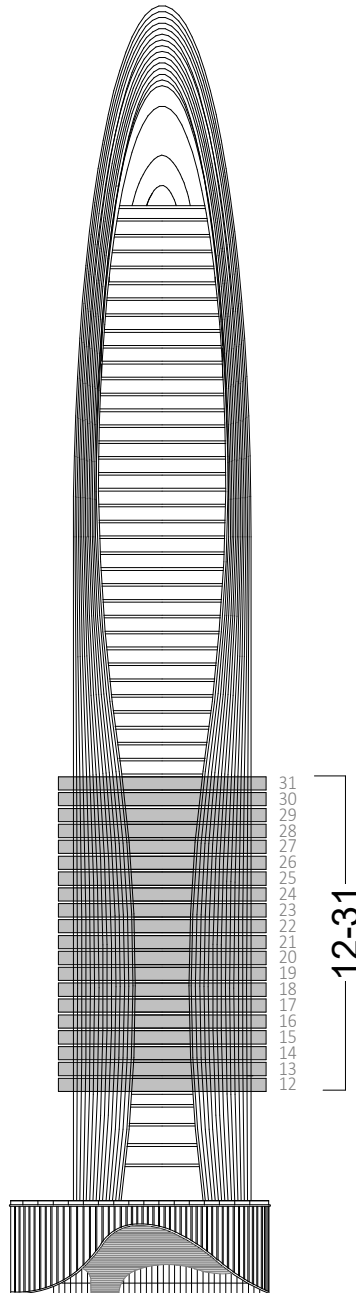
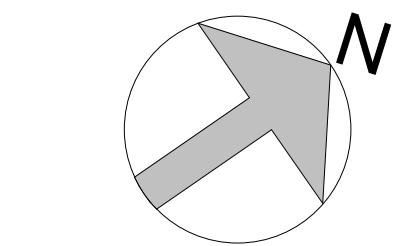
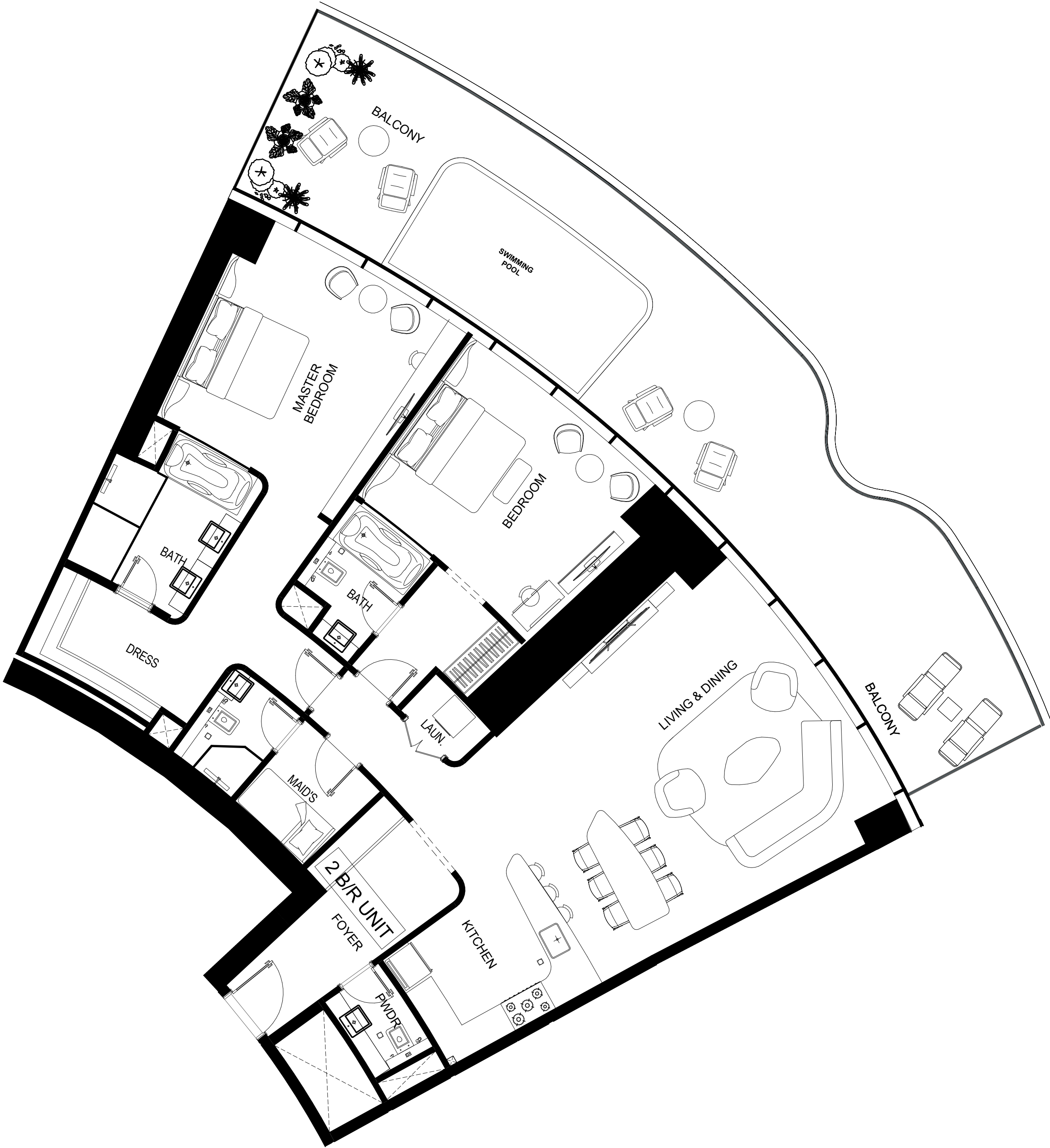
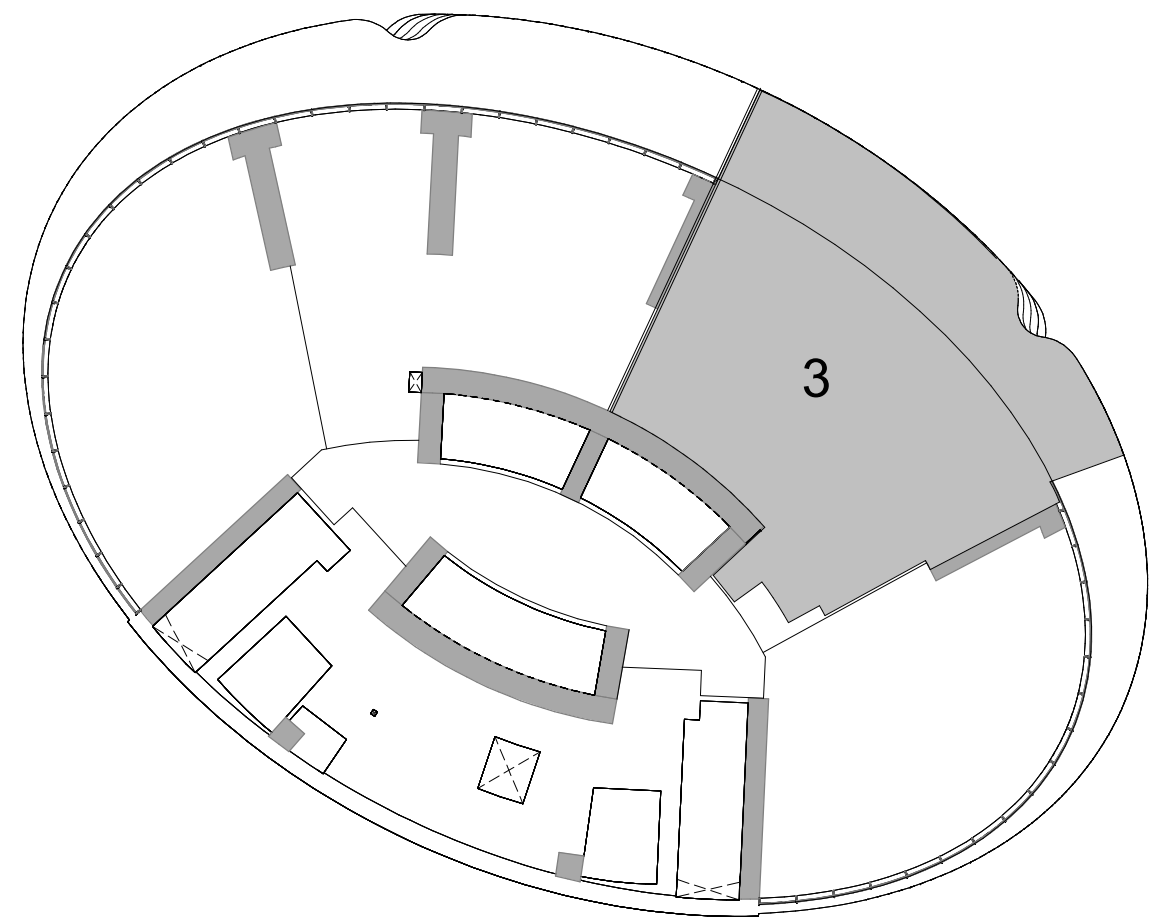
FLAT NUMBER | 03

2- BEDROOM FLAT / TYPE 02

AREA	SQ.M	SQ.FT
------	------	-------

SUITE AREA	169 m²	1814 ft²
BALCONY AREA	67 m²	720 ft²
TOTAL UNIT AREA	235 m²	2534 ft²

FLAT DESIGN COMPONENTS		
	Name	Area
LIVING & DINING		42 m²
MASTER BEDROOM		20 m²
BEDROOM		19 m²
KITCHEN		10 m²
FOYER		9 m²
BATH		8 m²
DRESS		7 m²
LOBBY		6 m²
DRESS		5 m²
BATH		4 m²
MAID		4 m²
BATH		3 m²
LOBBY		3 m²
LAUN.		2 m²
PWDR		2 m²



GENERAL FINISHES:	
Flooring:	Travertine Stone or equivalent / Walnut Wood / Gaya Marble or equivalent / High Grade Marble / Black Glass/Black Steel
Skirting:	Travertine Stone or equivalent / Walnut Wood
Wall:	Travertine Stone cladding / Walnut wood panel/ Fluted Walnut Wood Panel / Fluted Travertine Stone or equivalent / Chrome + Trim /Stucco Decorative Paint or equivalent /Glossy Black Mirror / Fabric + Leather covering or equivalent / Gaya Marble / High Grade Marble / Screen
Ceiling:	Suspended Gypsum board in emulsion paint finish / Stainless steel patterns /Chrome / Screen / Black Glass
Terrace:	Composite decking
KITCHEN & APPLIANCES	
Cabinets:	Walnut wood cabinets, chrome trims, sandwich glass cabinets, Fluted walnut wood cabinet
Countertop:	Black Glass / Travertine Stone or equivalent
Back Splash:	Travertine Stone or equivalent
Sink:	Miele, Gaggenau, Bosche, Viking or equivalent.
Fridge:	Miele, Gaggenau, Bosche, Viking or equivalent.
Dish Washer:	Miele, Gaggenau, Bosche, Viking or equivalent.
Microwave:	Miele, Gaggenau, Bosche, Viking or equivalent.
Oven:	Miele, Gaggenau, Bosche, Viking or equivalent.
Ice Maker:	Miele, Gaggenau, Bosche, Viking or equivalent.
BATHROOM SPECIFICATIONS:	
Flooring:	Travertine Stone or equivalent
Skirting:	Travertine Stone or equivalent
Wall:	Travertine Stone or equivalent / Mirror / Chrome Trim
Ceiling:	Suspended Gypsum board in emulsion paint finish
Washbasin:	Built in Travertine stone sink or equivalent
WC:	Duravit, Kohler, Hansgrohe, Grohe, Dorn Bracht or equivalent
Shower box:	Duravit, Kohler, Hansgrohe, Grohe, Dorn Bracht or equivalent
Bathtub:	Duravit, Kohler, Hansgrohe, Grohe, Dorn Bracht or equivalent
Jacuzzi:	Duravit, Kohler, Hansgrohe, Grohe, Dorn Bracht or equivalent
GENERAL SPECIFICATIONS:	
Door Materials:	Wood
Doors...	Steel / Chrome
Wardrobes...	Walnut Wood / Clear Glass / Black Glass
Wardrobes...	Steel / Chrome

PRIVATE POOL :

Disclaimer:  
The mentioned areas are approximate and may be subject to minor modifications upon completion of finishing and installation of services.  
The specific brands of finishing materials, sanitary ware, and appliances are subject to market availability, and equivalent alternatives may be provided as necessary.



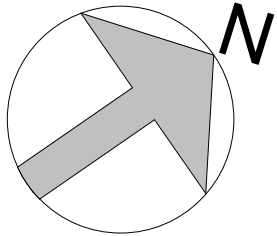
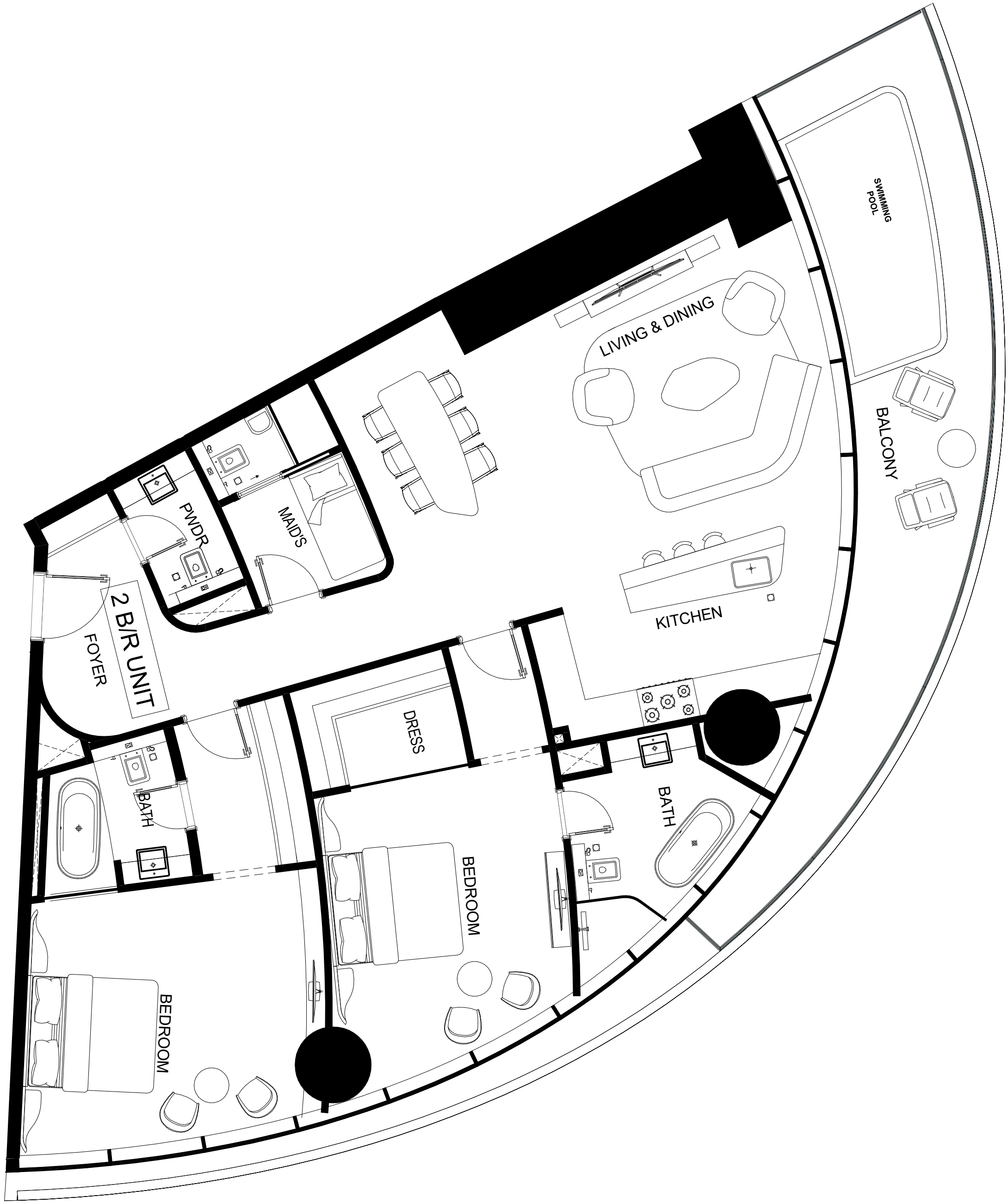
12TH TO 31TH LEVEL FLOOR PLAN

FLAT NUMBER | 04

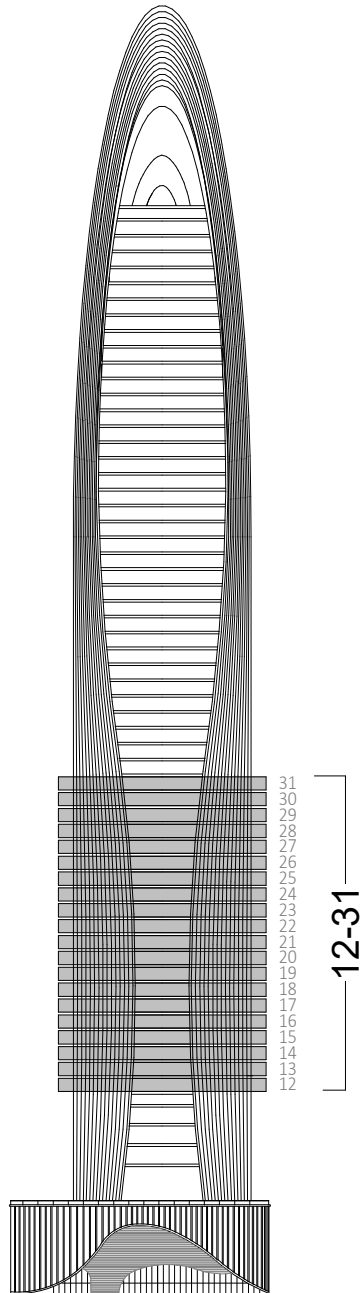
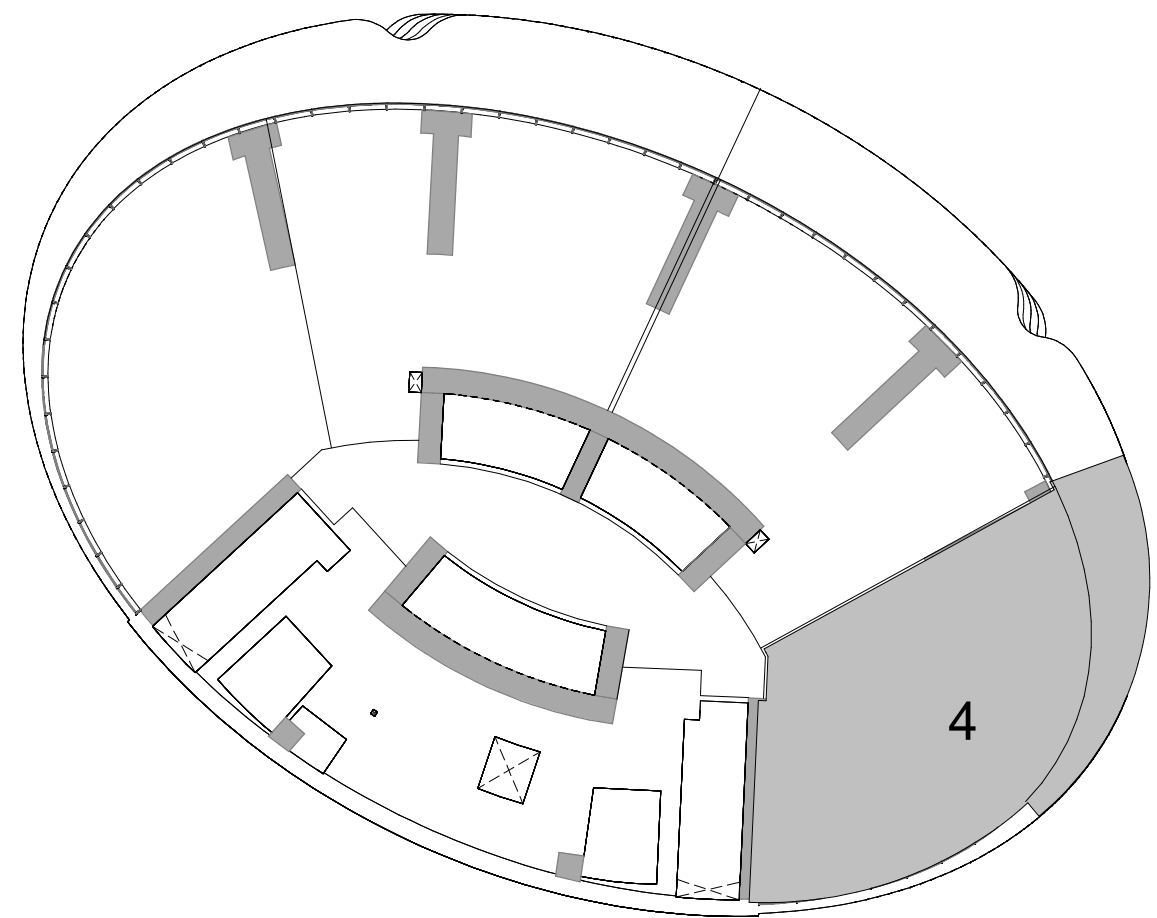
2- BEDROOM FLAT / TYPE 01

AREA	SQ.M	SQ.FT
SUITE AREA	142 m²	1529 ft²
BALCONY AREA	29 m²	308 ft²
TOTAL UNIT AREA	171 m²	1837 ft²

FLAT DESIGN COMPONENTS		
Name	Area	
LIVING & DINING	37 m²	
BEDROOM	19 m²	
BEDROOM	17 m²	
FOYER	11 m²	
KITCHEN	11 m²	
BATH	8 m²	
BATH	5 m²	
DRESS	5 m²	
DRESS	4 m²	
MAID	4 m²	
PWDR	3 m²	
BATH	2 m²	
LOBBY	2 m²	



GENERAL FINISHES:	
Flooring:	Travertine Stone or equivalent / Walnut Wood / Gaya Marble or equivalent / High Grade Marble / Black Glass/Black Steel
Skirting:	Travertine Stone or equivalent / Walnut Wood
Wall:	Travertine Stone cladding / Walnut wood panel/ Fluted Walnut Wood Panel / Fluted Travertine Stone or equivalent / Chrome + Trim /Stucco Decorative Paint or equivalent /Glossy Black Mirror / Fabric + Leather covering or equivalent / Gaya Marble / High Grade Marble / Screen
Ceiling:	Suspended Gypsum board in emulsion paint finish / Stainless steel patterns /Chrome / Screen / Black Glass
Terrace:	Composite decking
KITCHEN & APPLIANCES	
Cabinets:	Walnut wood cabinets, chrome trims, sandwich glass cabinets, Fluted walnut wood cabinet
Countertop:	Black Glass / Travertine Stone or equivalent
Back Splash:	Travertine Stone or equivalent
Sink:	Miele, Gaggenau, Bosche, Viking or equivalent.
Fridge:	Miele, Gaggenau, Bosche, Viking or equivalent.
Dish Washer:	Miele, Gaggenau, Bosche, Viking or equivalent.
Microwave:	Miele, Gaggenau, Bosche, Viking or equivalent.
Oven:	Miele, Gaggenau, Bosche, Viking or equivalent.
Ice Maker:	Miele, Gaggenau, Bosche, Viking or equivalent.
BATHROOM SPECIFICATIONS:	
Flooring:	Travertine Stone or equivalent
Skirting:	Travertine Stone or equivalent
Wall:	Travertine Stone or equivalent / Mirror / Chrome Trim
Ceiling:	Suspended Gypsum board in emulsion paint finish
Washbasin:	Built in Travertine stone sink or equivalent
WC:	Duravit, Kohler, Hansgrohe, Grohe, Dorn Bracht or equivalent
Shower box:	Duravit, Kohler, Hansgrohe, Grohe, Dorn Bracht or equivalent
Bathtub:	Duravit, Kohler, Hansgrohe, Grohe, Dorn Bracht or equivalent
Jacuzzi:	Duravit, Kohler, Hansgrohe, Grohe, Dorn Bracht or equivalent
GENERAL SPECIFICATIONS:	
Door Materials:	Wood
Doors...	Steel / Chrome
Wardrobes...	Walnut Wood / Clear Glass / Black Glass
Wardrobes...	Steel / Chrome



PRIVATE POOL :

**Disclaimer:**  
The mentioned areas are approximate and may be subject to minor modifications upon completion of finishing and installation of services.  
The specific brands of finishing materials, sanitary ware, and appliances are subject to market availability, and equivalent alternatives may be provided as necessary.

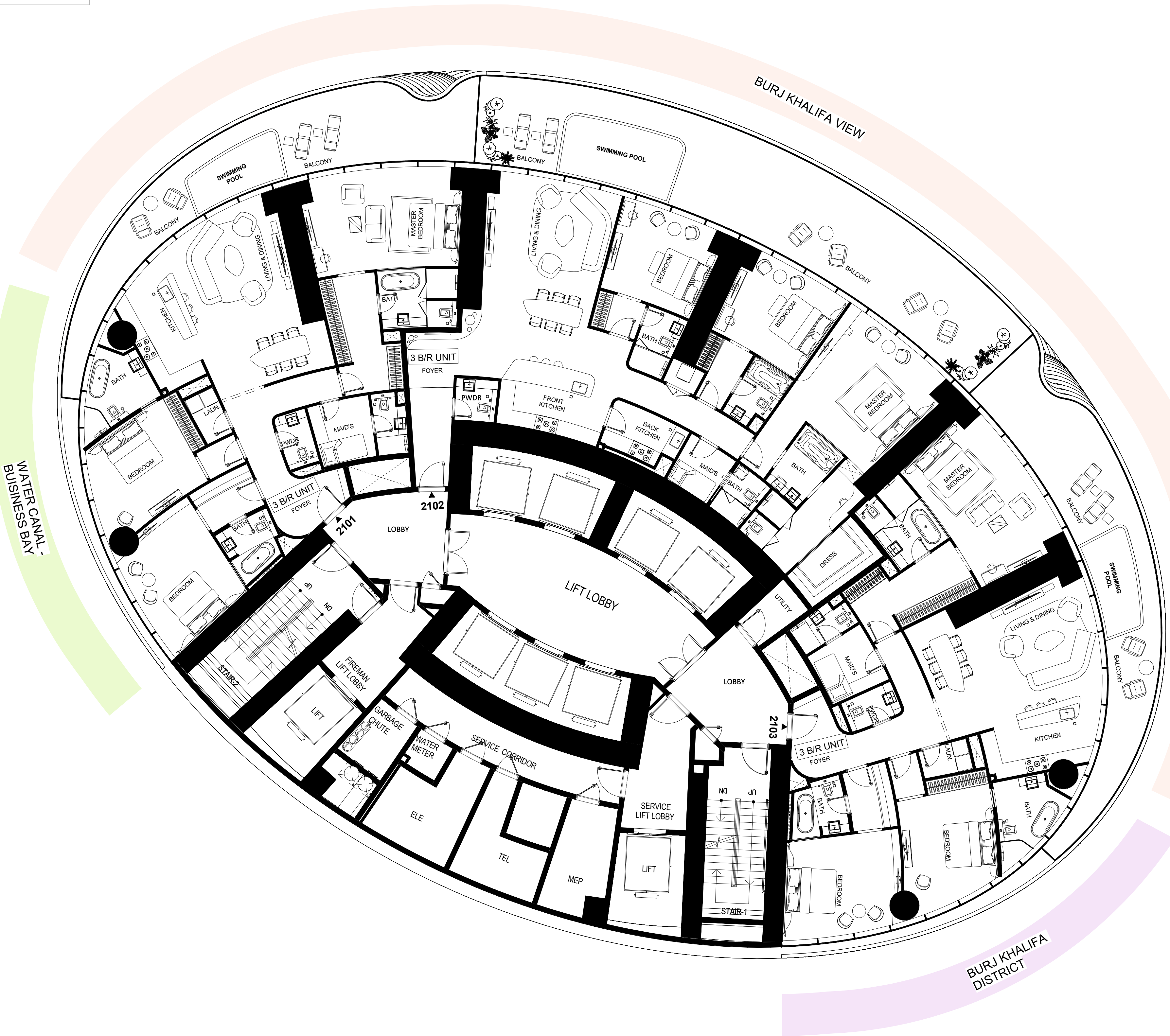
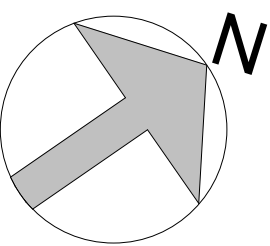


TYPICAL FLOOR PLAN-TYPE 02

RESIDENTIAL FLOOR 21 TO 34

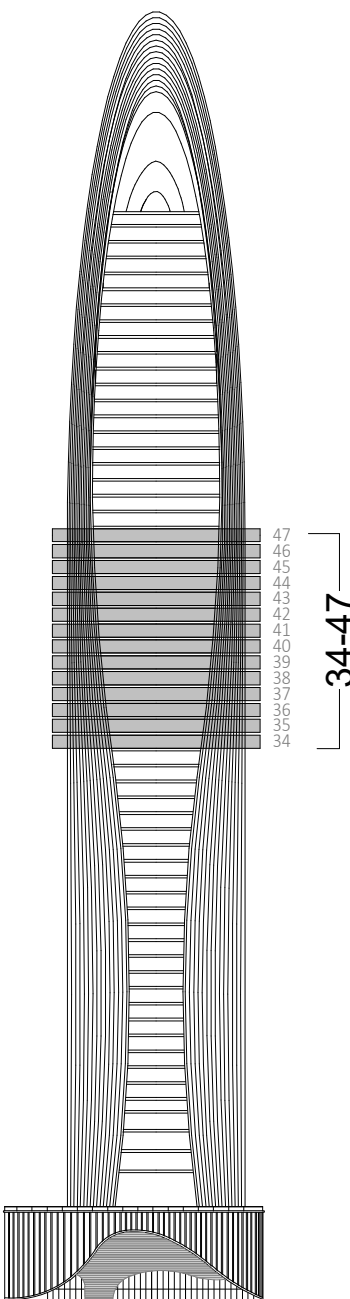
LEVEL 34 - 47

UNITS TYPE	NUMBER
3-BEDROOM	3



VIEW ANALYSIS

- BURJ KHALIFA - BURJ KHALIFA DISTRICT
- BURJ KHALIFA DISTRICT
- WATER CANAL - BUISINESS BAY



COMMON SPECIFICATIONS

CORRIDOR FLOORING : Travertine Stone or equivalent

CORRIDOR SKIRTING : Travertine Stone or equivalent

CORRIDOR WALLS : Travertine Stone or equivalent / Stucco Paint / Walnut Wood / Chrome trims

CORRIDOR CEILINGS

TERRACE : Composite decking

NO. OF PASSENGER LIFT 07 LIFTS

NO. OF SERVICE LIFTS 01 LIFTS

NO. OF FIREMAN LIFTS 01 LIFTS

FIRE FIGHTING SYSTEM

SMART SYSTEM SPECIFICATIONS

- Voice Controlled Systems:** Integrating systems like Amazon's Alexa, Google Home, or Apple's Siri for voice-activated controls across the house – from playing your favourite music to drawing the blinds. Turning lights on/off, controlling temperatures...
- Security Systems:** Advanced security systems will include biometric locks, CCTV cameras, and intrusion detection systems.
- Energy Management:** Smart thermostats and energy-efficient appliances will be linked to provide data on energy usage and offer insights on how to save energy and reduce utility bills.
- Automated Blinds and Curtains:**
- Smart Kitchen Appliances.**

ACOUSTIC SPECIFICATIONS

- The facades feature high-performance curtain walls providing both stunning panoramic views and exceptional sound insulation with impressive Sound Transmission Class (STC) ratings.
- The curtain walls are designed with special seals and gaskets to enhance sound isolation, promoting a tranquil living experience.
- The windows have a high Outdoor-Indoor Transmission Class (OITC) rating, designed to reduce both high and low-frequency sounds from external sources like traffic and aircraft.
- The doors in all units, both exterior and interior, are designed with superior acoustic properties, mirroring the commitment to acoustic comfort and privacy.
- The layout of the units optimizes noise reduction between rooms, with thoughtful use of wall, floor, and ceiling materials to absorb sound and reduce echoes.
- The HVAC and drainage systems operates quietly, designed with noise-reducing features to ensure minimal noise disruption.
- Overall, the units are a sanctuary of serenity and peace, with every detail carefully designed for acoustic comfort, offering a luxurious and peaceful living experience in the heart of the metropolis.

EXTRA FEATURES

LAB POOL

Disclaimer:

- The mentioned areas are approximate and may be subject to minor modifications upon completion of finishing and installation of services.
- The specific brands of finishing materials, sanitary ware, and appliances are subject to market availability, and equivalent alternatives may be provided as necessary.



34TH - 47ND LEVEL FLOOR PLAN

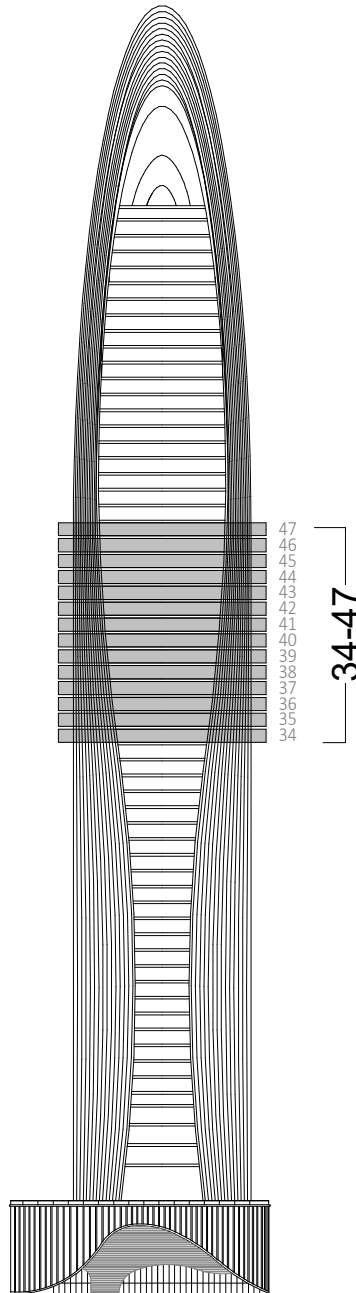
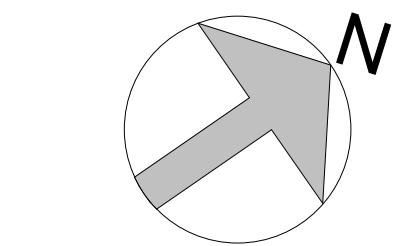
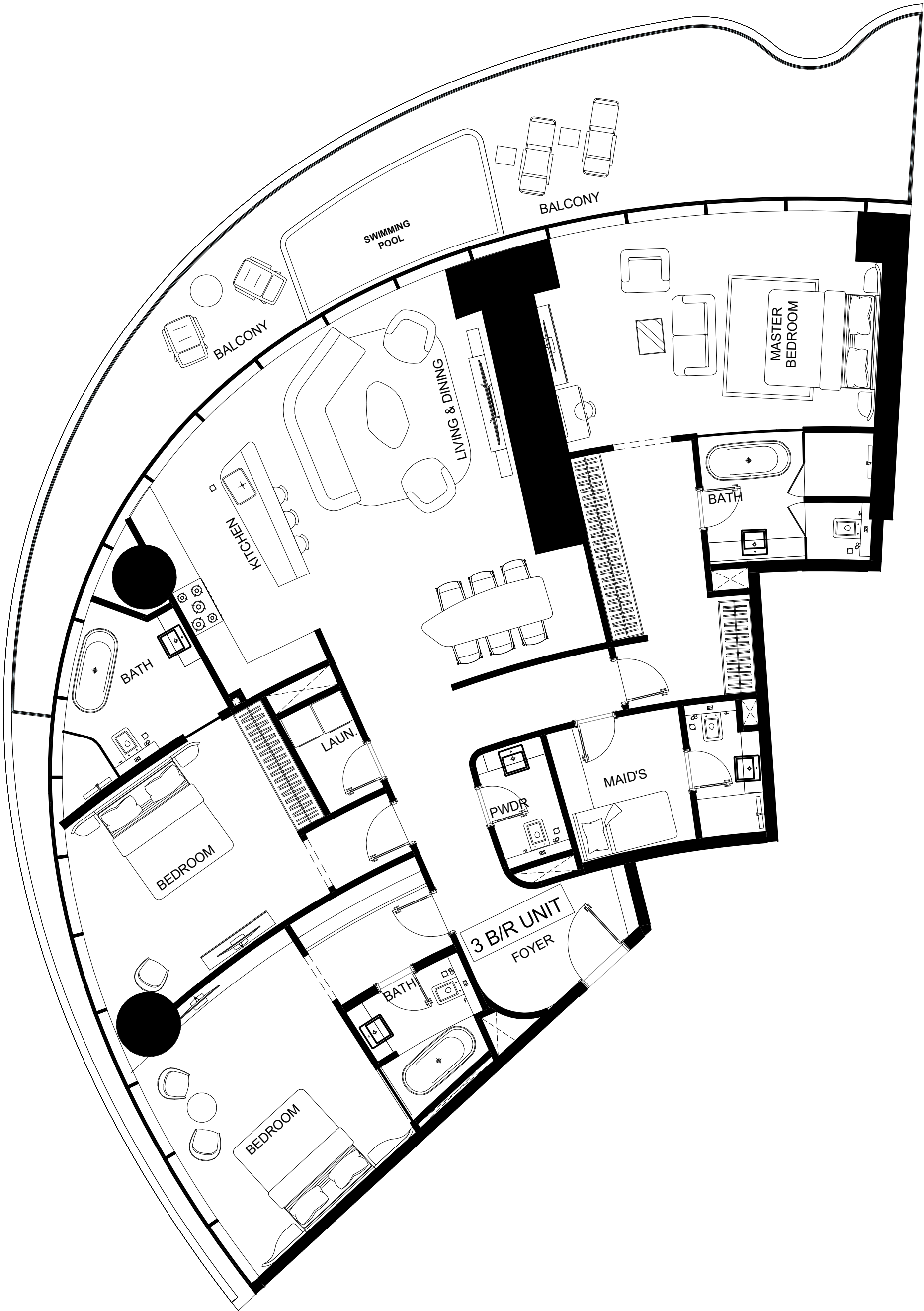
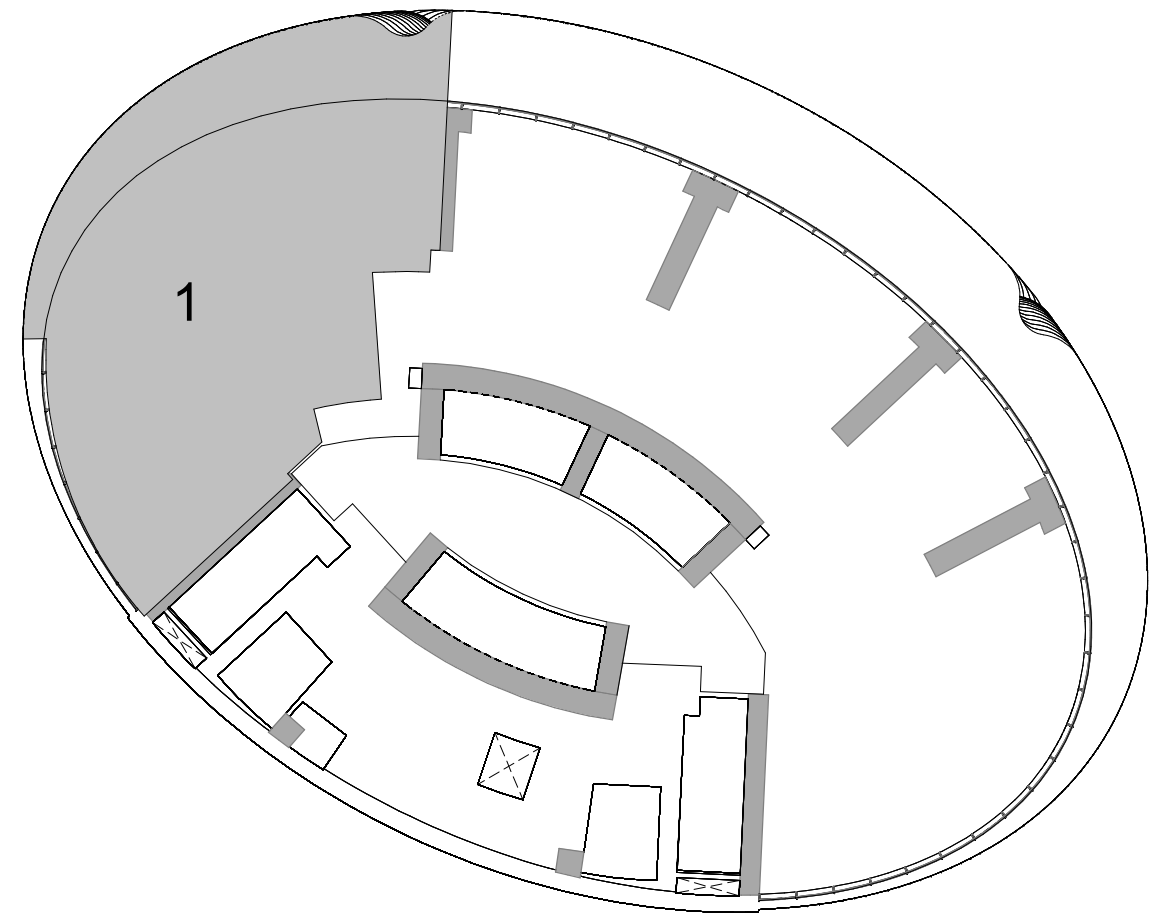
FLAT NUMBER | 01

3- BEDROOM FLAT / TYPE 01

AREA	SQ.M	SQ.FT
------	------	-------

SUITE AREA	201 m²	2166 ft²
BALCONY AREA	51 m²	544 ft²
TOTAL UNIT AREA	252 m²	2710 ft²

FLAT DESIGN COMPONENTS		
Name	Area	
LIVING & DINING	35 m²	
MASTER BEDROOM	26 m²	
BEDROOM	19 m²	
BEDROOM	19 m²	
FOYER	16 m²	
DRESS	11 m²	
KITCHEN	11 m²	
BATH	8 m²	
BATH	7 m²	
MAID	6 m²	
BATH	5 m²	
DRESS	5 m²	
BATH	3 m²	
PWDR	3 m²	
LAUN.	2 m²	
LOBBY	2 m²	



GENERAL FINISHES:	
Flooring:	Travertine Stone or equivalent / Walnut Wood / Gaya Marble or equivalent / High Grade Marble / Black Glass/Black Steel
Skirting:	Travertine Stone or equivalent / Walnut Wood
Wall:	Travertine Stone cladding / Walnut wood panel/ Fluted Walnut Wood Panel / Fluted Travertine Stone or equivalent / Chrome + Trim /Stucco Decorative Paint or equivalent /Glossy Black Mirror / Fabric + Leather covering or equivalent / Gaya Marble / High Grade Marble / Screen
Ceiling:	Suspended Gypsum board in emulsion paint finish / Stainless steel patterns /Chrome / Screen / Black Glass
Terrace:	Composite decking
KITCHEN & APPLIANCES	
Cabinets:	Walnut wood cabinets, chrome trims, sandwich glass cabinets, Fluted walnut wood cabinet
Countertop:	Black Glass / Travertine Stone or equivalent
Back Splash:	Travertine Stone or equivalent
Sink:	Miele, Gaggenau, Bosche, Viking or equivalent.
Fridge:	Miele, Gaggenau, Bosche, Viking or equivalent.
Dish Washer:	Miele, Gaggenau, Bosche, Viking or equivalent.
Microwave:	Miele, Gaggenau, Bosche, Viking or equivalent.
Oven:	Miele, Gaggenau, Bosche, Viking or equivalent.
Ice Maker:	Miele, Gaggenau, Bosche, Viking or equivalent.
BATHROOM SPECIFICATIONS:	
Flooring:	Travertine Stone or equivalent
Skirting:	Travertine Stone or equivalent
Wall:	Travertine Stone or equivalent / Mirror / Chrome Trim
Ceiling:	Suspended Gypsum board in emulsion paint finish
Washbasin:	Built in Travertine stone sink or equivalent
WC:	Duravit, Kohler, Hansgrohe, Grohe, Dorn Bracht or equivalent
Shower box:	Duravit, Kohler, Hansgrohe, Grohe, Dorn Bracht or equivalent
Bathtub:	Duravit, Kohler, Hansgrohe, Grohe, Dorn Bracht or equivalent
Jacuzzi:	Duravit, Kohler, Hansgrohe, Grohe, Dorn Bracht or equivalent
GENERAL SPECIFICATIONS:	
Door Materials:	Wood
Doors...	Steel / Chrome
Wardrobes...	Walnut Wood / Clear Glass / Black Glass
Wardrobes...	Steel / Chrome

PRIVATE POOL :

**Disclaimer:**  
The mentioned areas are approximate and may be subject to minor modifications upon completion of finishing and installation of services.  
The specific brands of finishing materials, sanitary ware, and appliances are subject to market availability, and equivalent alternatives may be provided as necessary.



34TH - 47ND LEVEL FLOOR PLAN

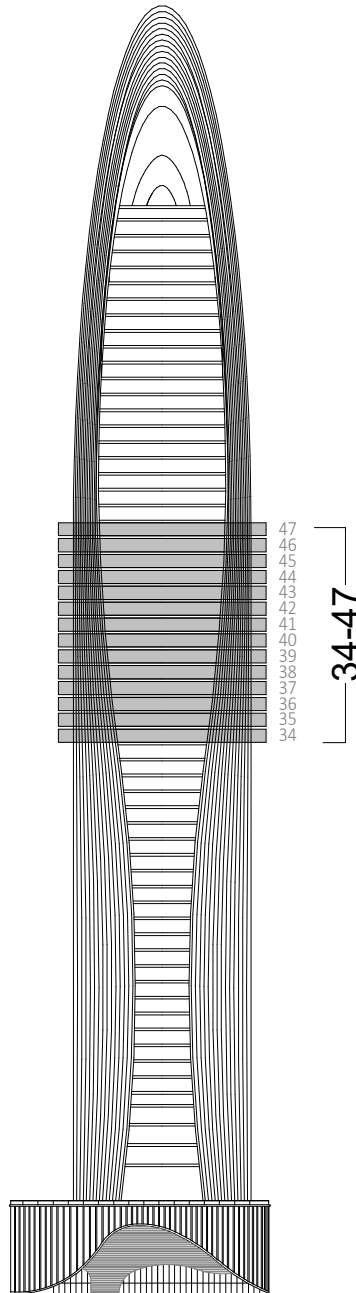
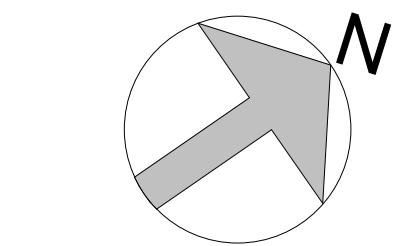
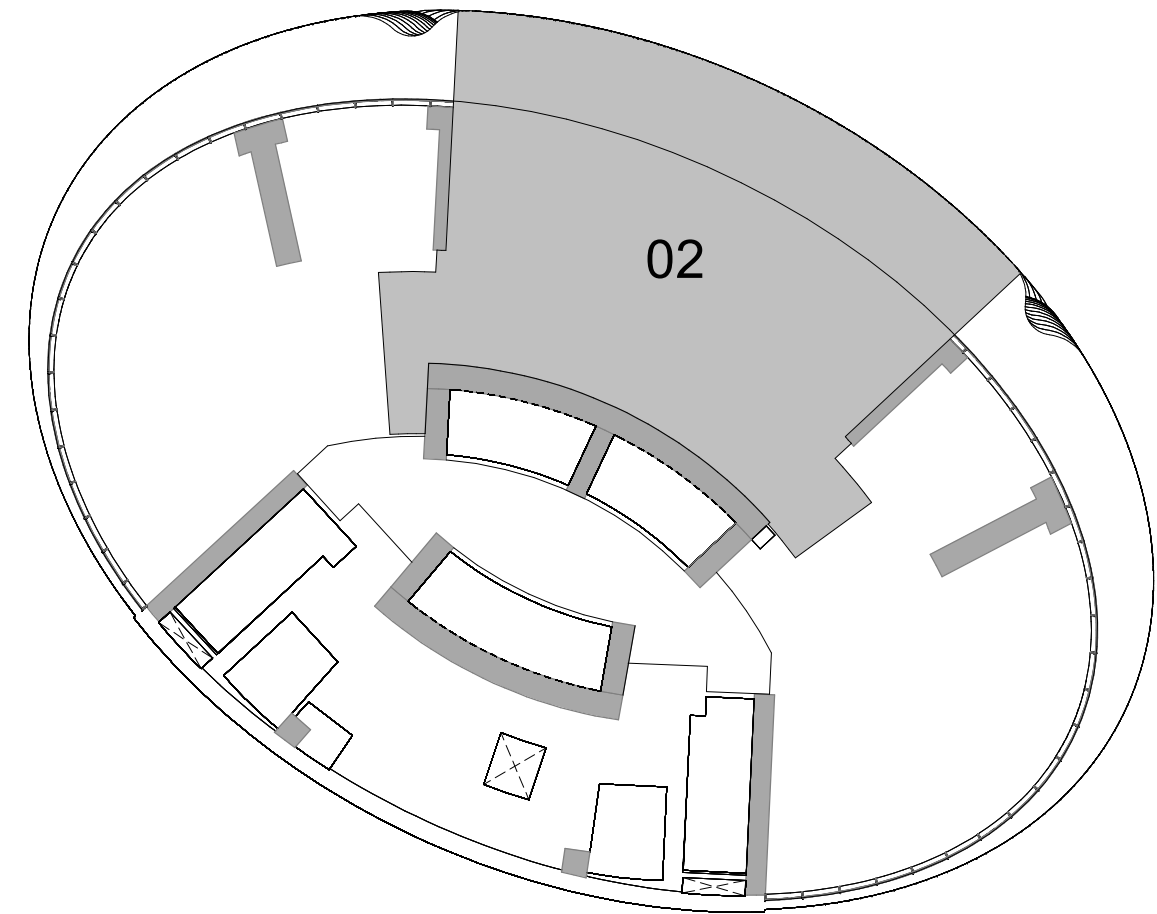
FLAT NUMBER | 02

3- BEDROOM FLAT / TYPE 02

AREA	SQ.M	SQ.FT
------	------	-------

SUITE AREA	215 m²	2319 ft²
BALCONY AREA	90 m²	966 ft²
TOTAL UNIT AREA	305 m²	3285 ft²

FLAT DESIGN COMPONENTS		
	Name	Area
LIVING & DINING		40 m²
MASTER BEDROOM		29 m²
BEDROOM		17 m²
BEDROOM		16 m²
FOYER		11 m²
LOBBY		11 m²
KITCHEN		10 m²
BATH		8 m²
DRESS		7 m²
LOBBY		7 m²
BACK KITCHEN		6 m²
BATH		4 m²
BATH		4 m²
DRESS		4 m²
MAID		4 m²
BATH		3 m²
DRESS		3 m²
PWDR		3 m²
LAUN.		1 m²



GENERAL FINISHES:	
Flooring:	Travertine Stone or equivalent / Walnut Wood / Gaya Marble or equivalent / High Grade Marble / Black Glass/Black Steel
Skirting:	Travertine Stone or equivalent / Walnut Wood
Wall:	Travertine Stone cladding / Walnut wood panel/ Fluted Walnut Wood Panel / Fluted Travertine Stone or equivalent / Chrome + Trim /Stucco Decorative Paint or equivalent /Glossy Black Mirror / Fabric + Leather covering or equivalent / Gaya Marble / High Grade Marble / Screen
Ceiling:	Suspended Gypsum board in emulsion paint finish / Stainless steel patterns /Chrome / Screen / Black Glass
Terrace:	Composite decking
KITCHEN & APPLIANCES	
Cabinets:	Walnut wood cabinets, chrome trims, sandwich glass cabinets, Fluted walnut wood cabinet
Countertop:	Black Glass / Travertine Stone or equivalent
Back Splash:	Travertine Stone or equivalent
Sink:	Miele, Gaggenau, Bosche, Viking or equivalent.
Fridge:	Miele, Gaggenau, Bosche, Viking or equivalent.
Dish Washer:	Miele, Gaggenau, Bosche, Viking or equivalent.
Microwave:	Miele, Gaggenau, Bosche, Viking or equivalent.
Oven:	Miele, Gaggenau, Bosche, Viking or equivalent.
Ice Maker:	Miele, Gaggenau, Bosche, Viking or equivalent.
BATHROOM SPECIFICATIONS:	
Flooring:	Travertine Stone or equivalent
Skirting:	Travertine Stone or equivalent
Wall:	Travertine Stone or equivalent / Mirror / Chrome Trim
Ceiling:	Suspended Gypsum board in emulsion paint finish
Washbasin:	Built in Travertine stone sink or equivalent
WC:	Duravit, Kohler, Hansgrohe, Grohe, Dorn Bracht or equivalent
Shower box:	Duravit, Kohler, Hansgrohe, Grohe, Dorn Bracht or equivalent
Bathtub:	Duravit, Kohler, Hansgrohe, Grohe, Dorn Bracht or equivalent
Jacuzzi:	Duravit, Kohler, Hansgrohe, Grohe, Dorn Bracht or equivalent
GENERAL SPECIFICATIONS:	
Door Materials:	Wood
Doors...	Steel / Chrome
Wardrobes...	Walnut Wood / Clear Glass / Black Glass
Wardrobes...	Steel / Chrome

PRIVATE POOL :

**Disclaimer:**  
The mentioned areas are approximate and may be subject to minor modifications upon completion of finishing and installation of services.  
The specific brands of finishing materials, sanitary ware, and appliances are subject to market availability, and equivalent alternatives may be provided as necessary.



34TH - 47ND LEVEL FLOOR PLAN

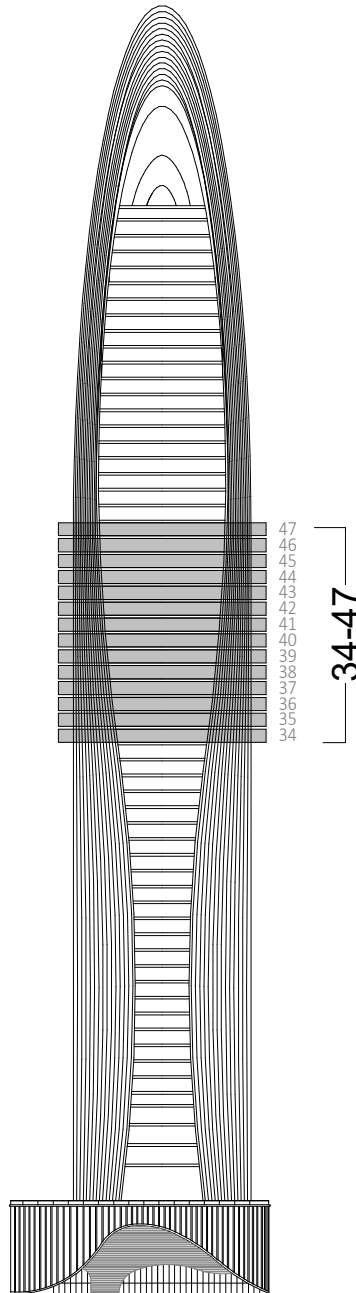
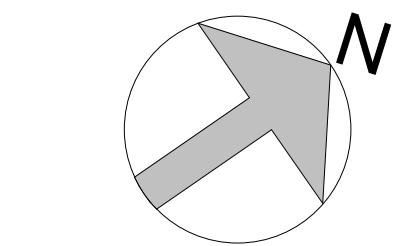
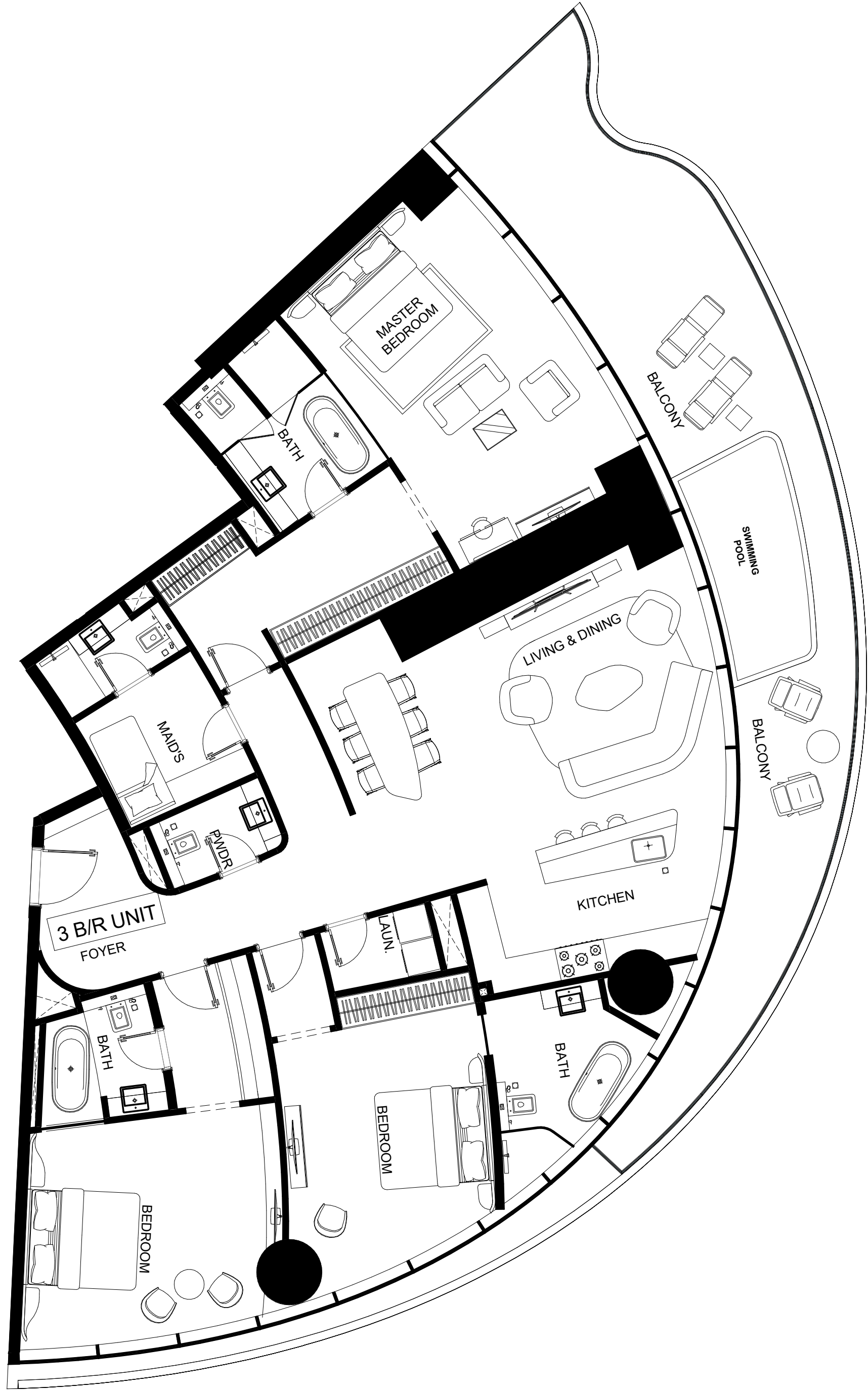
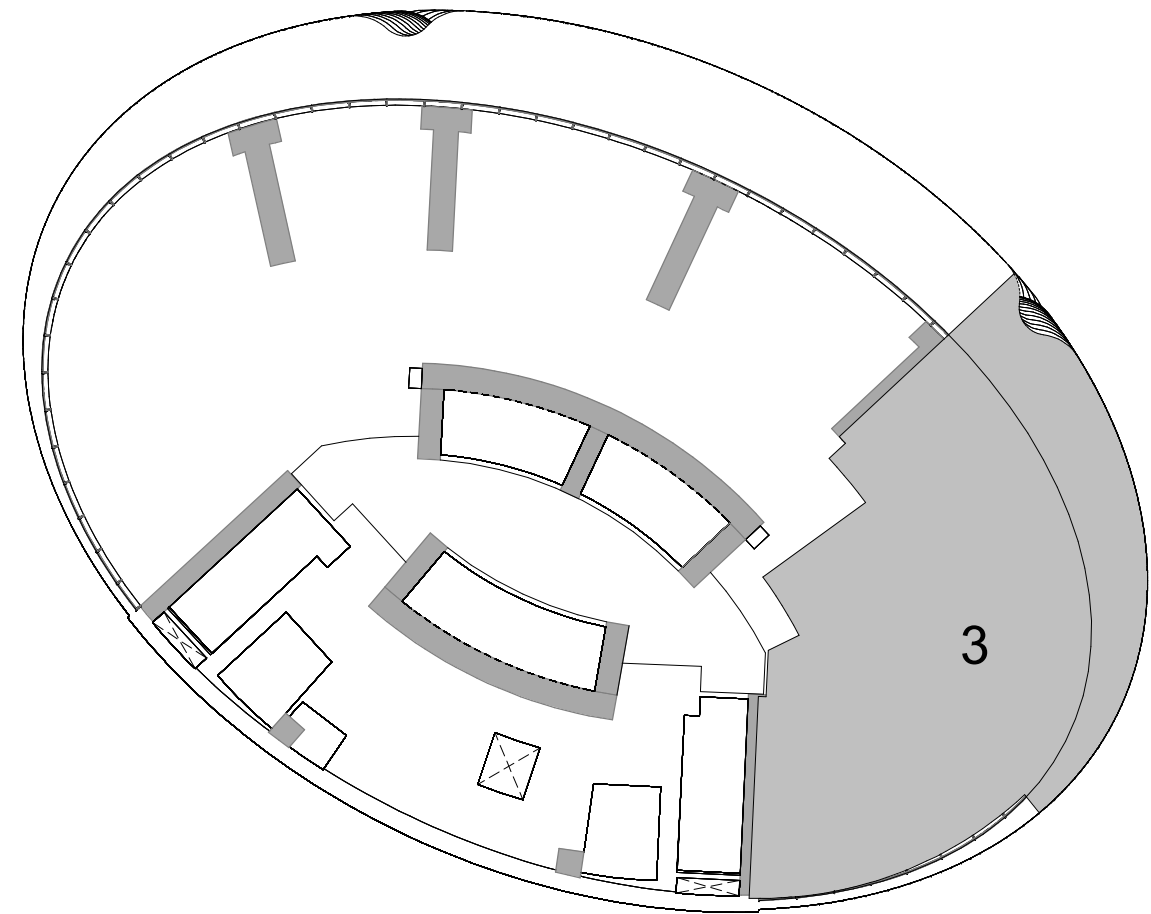
FLAT NUMBER |03

3- BEDROOM FLAT / TYPE 01

AREA	SQ.M	SQ.FT
------	------	-------

SUITE AREA	201 m²	2166 ft²
BALCONY AREA	50 m²	543 ft²
TOTAL UNIT AREA	252 m²	2709 ft²

FLAT DESIGN COMPONENTS		
Name	Area	
LIVING & DINING	35 m²	
MASTER BEDROOM	26 m²	
BEDROOM	19 m²	
BEDROOM	19 m²	
FOYER	16 m²	
DRESS	11 m²	
KITCHEN	11 m²	
BATH	8 m²	
BATH	7 m²	
MAID	6 m²	
BATH	5 m²	
DRESS	5 m²	
BATH	3 m²	
PWDR	3 m²	
LAUN.	2 m²	
LOBBY	2 m²	



GENERAL FINISHES:	
Flooring:	Travertine Stone or equivalent / Walnut Wood / Gaya Marble or equivalent / High Grade Marble / Black Glass/Black Steel
Skirting:	Travertine Stone or equivalent / Walnut Wood
Wall:	Travertine Stone cladding / Walnut wood panel/ Fluted Walnut Wood Panel / Fluted Travertine Stone or equivalent / Chrome + Trim /Stucco Decorative Paint or equivalent /Glossy Black Mirror / Fabric + Leather covering or equivalent / Gaya Marble / High Grade Marble / Screen
Ceiling:	Suspended Gypsum board in emulsion paint finish / Stainless steel patterns /Chrome / Screen / Black Glass
Terrace:	Composite decking
KITCHEN & APPLIANCES	
Cabinets:	Walnut wood cabinets, chrome trims, sandwich glass cabinets, Fluted walnut wood cabinet
Countertop:	Black Glass / Travertine Stone or equivalent
Back Splash:	Travertine Stone or equivalent
Sink:	Miele, Gaggenau, Bosche, Viking or equivalent.
Fridge:	Miele, Gaggenau, Bosche, Viking or equivalent.
Dish Washer:	Miele, Gaggenau, Bosche, Viking or equivalent.
Microwave:	Miele, Gaggenau, Bosche, Viking or equivalent.
Oven:	Miele, Gaggenau, Bosche, Viking or equivalent.
Ice Maker:	Miele, Gaggenau, Bosche, Viking or equivalent.
BATHROOM SPECIFICATIONS:	
Flooring:	Travertine Stone or equivalent
Skirting:	Travertine Stone or equivalent
Wall:	Travertine Stone or equivalent / Mirror / Chrome Trim
Ceiling:	Suspended Gypsum board in emulsion paint finish
Washbasin:	Built in Travertine stone sink or equivalent
WC:	Duravit, Kohler, Hansgrohe, Grohe, Dorn Bracht or equivalent
Shower box:	Duravit, Kohler, Hansgrohe, Grohe, Dorn Bracht or equivalent
Bathtub:	Duravit, Kohler, Hansgrohe, Grohe, Dorn Bracht or equivalent
Jacuzzi:	Duravit, Kohler, Hansgrohe, Grohe, Dorn Bracht or equivalent
GENERAL SPECIFICATIONS:	
Door Materials:	Wood
Doors...	Steel / Chrome
Wardrobes...	Walnut Wood / Clear Glass / Black Glass
Wardrobes...	Steel / Chrome

PRIVATE POOL :

**Disclaimer:**  
The mentioned areas are approximate and may be subject to minor modifications upon completion of finishing and installation of services.  
The specific brands of finishing materials, sanitary ware, and appliances are subject to market availability, and equivalent alternatives may be provided as necessary.

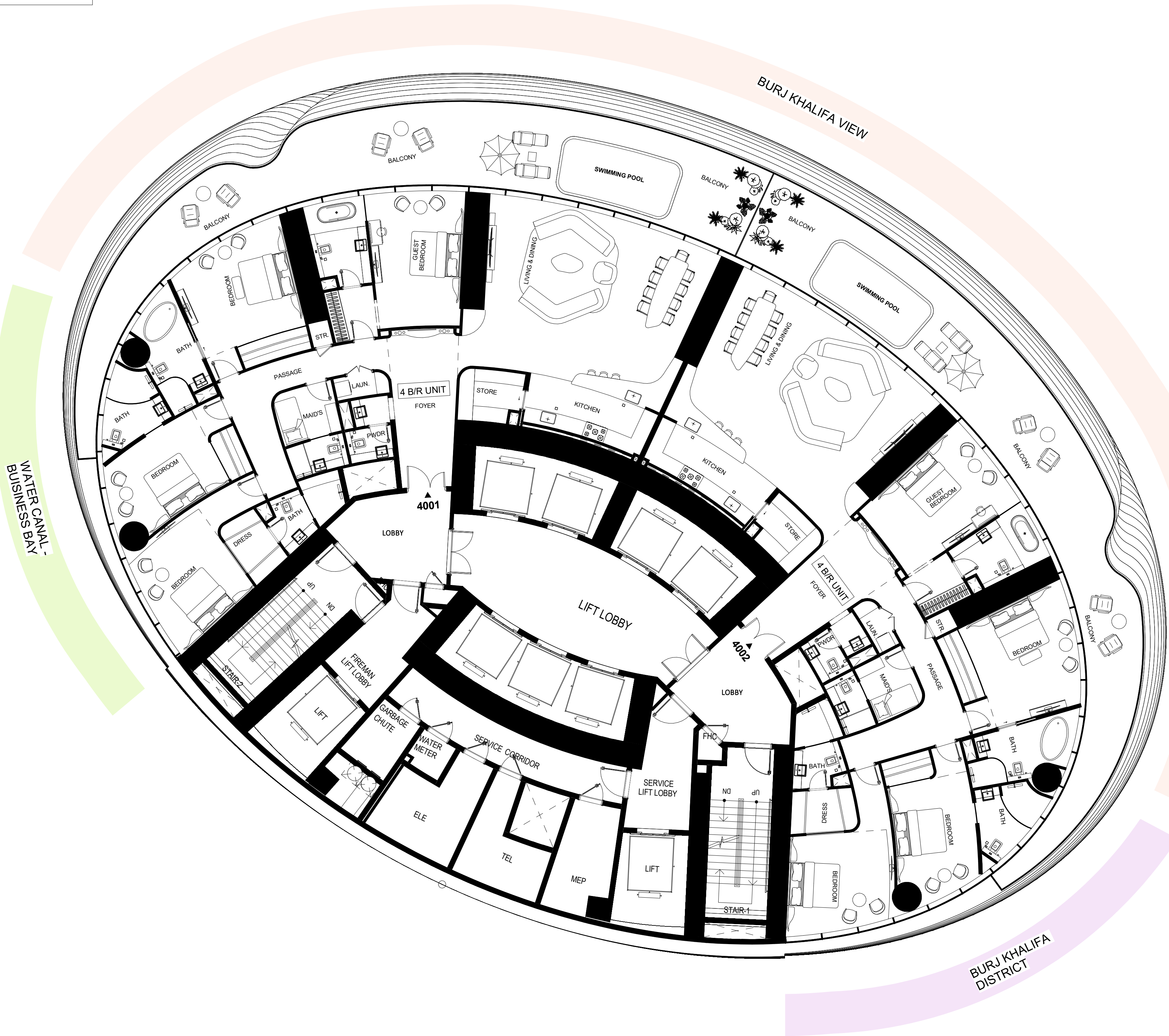
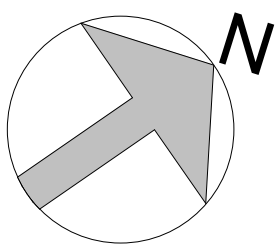


TYPICAL FLOOR PLAN-TYPE 03 A

RESIDENTIAL FLOOR 40

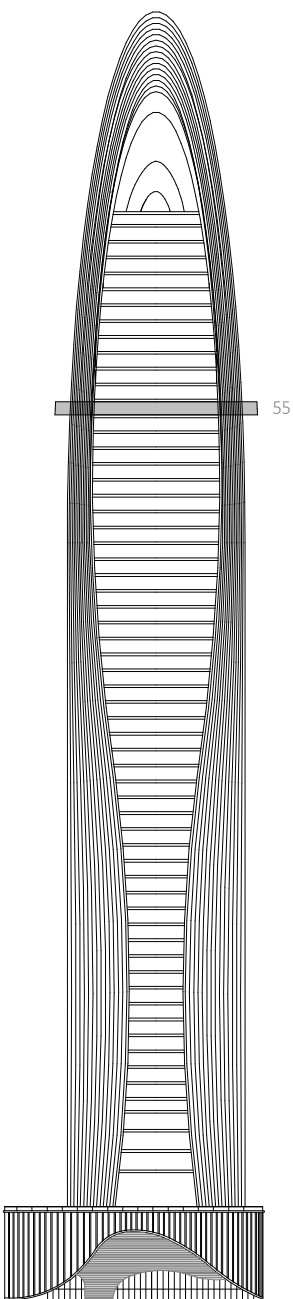
LEVEL 55

UNITS TYPE	NUMBER
4-BEDROOM	2



VIEW ANALYSIS

- BURJ KHALIFA - BURJ KHALIFA DISTRICT
- BURJ KHALIFA DISTRICT
- WATER CANAL - BUISINESS BAY



COMMON SPECIFICATIONS

CORRIDOR FLOORING : Travertine Stone or equivalent

CORRIDOR SKIRTING : Travertine Stone or equivalent

CORRIDOR WALLS : Travertine Stone or equivalent / Stucco Paint / Walnut Wood / Chrome trims

CORRIDOR CEILINGS

TERRACE : Composite decking

NO. OF PASSENGER LIFT 07 LIFTS

NO. OF SERVICE LIFTS 01 LIFTS

NO. OF FIREMAN LIFTS 01 LIFTS

FIRE FIGHTING SYSTEM

SMART SYSTEM SPECIFICATIONS

- Voice Controlled Systems:** Integrating systems like Amazon's Alexa, Google Home, or Apple's Siri for voice-activated controls across the house – from playing your favourite music to drawing the blinds. Turning lights on/off, controlling temperatures...
- Security Systems:** Advanced security systems will include biometric locks, CCTV cameras, and intrusion detection systems.
- Energy Management:** Smart thermostats and energy-efficient appliances will be linked to provide data on energy usage and offer insights on how to save energy and reduce utility bills.
- Automated Blinds and Curtains:**
- Smart Kitchen Appliances.**

ACOUSTIC SPECIFICATIONS

- The facades feature high-performance curtain walls providing both stunning panoramic views and exceptional sound insulation with impressive Sound Transmission Class (STC) ratings.
- The curtain walls are designed with special seals and gaskets to enhance sound isolation, promoting a tranquil living experience.
- The windows have a high Outdoor-Indoor Transmission Class (OITC) rating, designed to reduce both high and low-frequency sounds from external sources like traffic and aircraft.
- The doors in all units, both exterior and interior, are designed with superior acoustic properties, mirroring the commitment to acoustic comfort and privacy.
- The layout of the units optimizes noise reduction between rooms, with thoughtful use of wall, floor, and ceiling materials to absorb sound and reduce echoes.
- The HVAC and drainage systems operates quietly, designed with noise-reducing features to ensure minimal noise disruption.
- Overall, the units are a sanctuary of serenity and peace, with every detail carefully designed for acoustic comfort, offering a luxurious and peaceful living experience in the heart of the metropolis.

EXTRA FEATURES

LAB POOL

Disclaimer:

- The mentioned areas are approximate and may be subject to minor modifications upon completion of finishing and installation of services.
- The specific brands of finishing materials, sanitary ware, and appliances are subject to market availability, and equivalent alternatives may be provided as necessary.



55TH LEVEL FLOOR PLAN

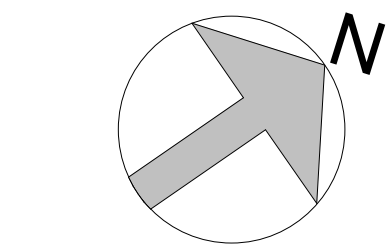
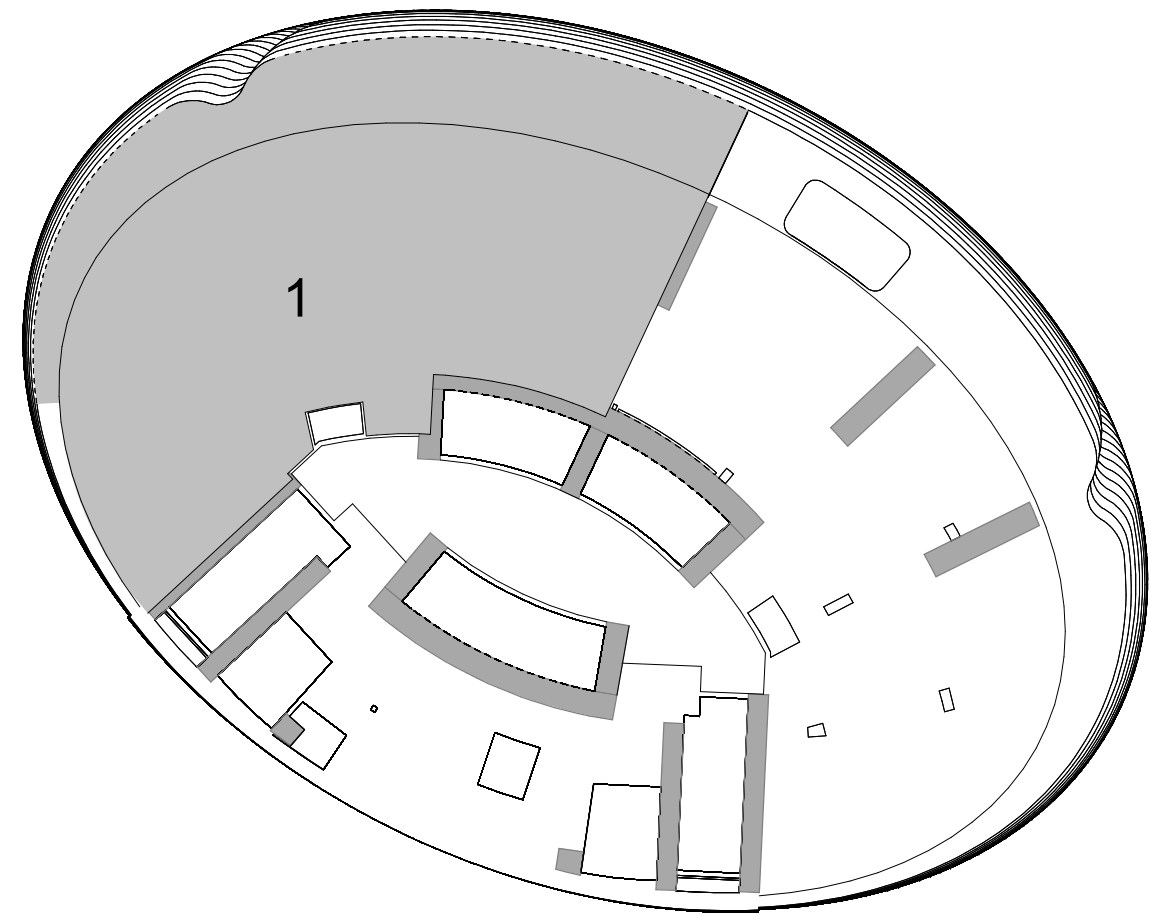
FLAT NUMBER | 01

4- BEDROOM FLAT / TYPE 01

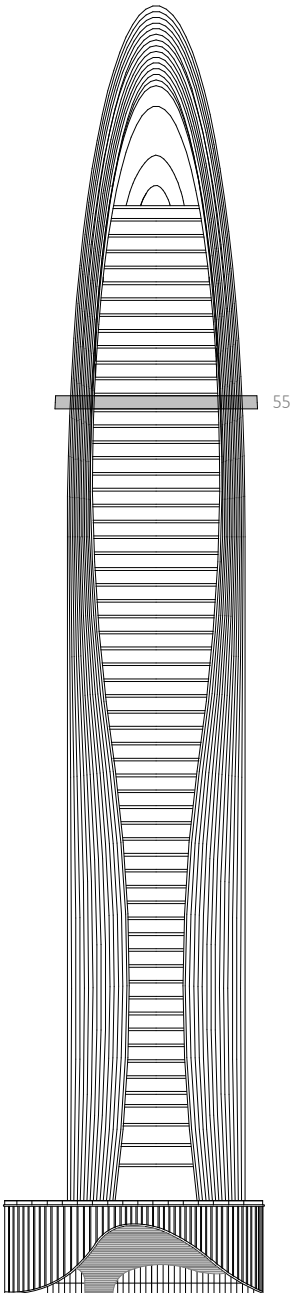
AREA	SQ.M	SQ.FT
------	------	-------

SUITE AREA	278 m²	2995 ft²
BALCONY AREA	94 m²	1013 ft²
TOTAL UNIT AREA	372 m²	4007 ft²

FLAT DESIGN COMPONENTS		
	Name	Area
LIVING & DINING		63 m²
BEDROOM		22 m²
GUEST BEDROOM		21 m²
BEDROOM		18 m²
BEDROOM		16 m²
FOYER		16 m²
PASSAGE		14 m²
KITCHEN		10 m²
BATH		9 m²
BATH		8 m²
BATH		7 m²
BATH		6 m²
MAID		5 m²
STORE		5 m²
DRESS		4 m²
DRESS		4 m²
BATH		3 m²
DRESS		3 m²
LOBBY		3 m²
DRESS		2 m²
LAUN.		2 m²
PWDR		2 m²
WASH		2 m²
LOBBY		1 m²
STORE		1 m²



GENERAL FINISHES:	
Flooring:	Travertine Stone or equivalent / Walnut Wood / Gaya Marble or equivalent / High Grade Marble / Black Glass/Black Steel
Skirting:	Travertine Stone or equivalent / Walnut Wood
Wall:	Travertine Stone cladding / Walnut wood panel/ Fluted Walnut Wood Panel / Fluted Travertine Stone or equivalent / Chrome + Trim /Stucco Decorative Paint or equivalent /Glossy Black Mirror / Fabric + Leather covering or equivalent / Gaya Marble / High Grade Marble / Screen
Ceiling:	Suspended Gypsum board in emulsion paint finish / Stainless steel patterns /Chrome / Screen / Black Glass
Terrace:	Composite decking
KITCHEN & APPLIANCES	
Cabinets:	Walnut wood cabinets, chrome trims, sandwich glass cabinets, Fluted walnut wood cabinet
Countertop:	Black Glass / Travertine Stone or equivalent
Back Splash:	Travertine Stone or equivalent
Sink:	Miele, Gaggenau, Bosche, Viking or equivalent.
Fridge:	Miele, Gaggenau, Bosche, Viking or equivalent.
Dish Washer:	Miele, Gaggenau, Bosche, Viking or equivalent.
Microwave:	Miele, Gaggenau, Bosche, Viking or equivalent.
Oven:	Miele, Gaggenau, Bosche, Viking or equivalent.
Ice Maker:	Miele, Gaggenau, Bosche, Viking or equivalent.
BATHROOM SPECIFICATIONS:	
Flooring:	Travertine Stone or equivalent
Skirting:	Travertine Stone or equivalent
Wall:	Travertine Stone or equivalent / Mirror / Chrome Trim
Ceiling:	Suspended Gypsum board in emulsion paint finish
Washbasin:	Built in Travertine stone sink or equivalent
WC:	Duravit, Kohler, Hansgrohe, Grohe, Dorn Bracht or equivalent
Shower box:	Duravit, Kohler, Hansgrohe, Grohe, Dorn Bracht or equivalent
Bathtub:	Duravit, Kohler, Hansgrohe, Grohe, Dorn Bracht or equivalent
Jacuzzi:	Duravit, Kohler, Hansgrohe, Grohe, Dorn Bracht or equivalent
GENERAL SPECIFICATIONS:	
Door Materials:	Wood
Doors...	Steel / Chrome
Wardrobes...	Walnut Wood / Clear Glass / Black Glass
Wardrobes...	Steel / Chrome



PRIVATE POOL :

**Disclaimer:**  
The mentioned areas are approximate and may be subject to minor modifications upon completion of finishing and installation of services.  
The specific brands of finishing materials, sanitary ware, and appliances are subject to market availability, and equivalent alternatives may be provided as necessary.



55TH LEVEL FLOOR PLAN

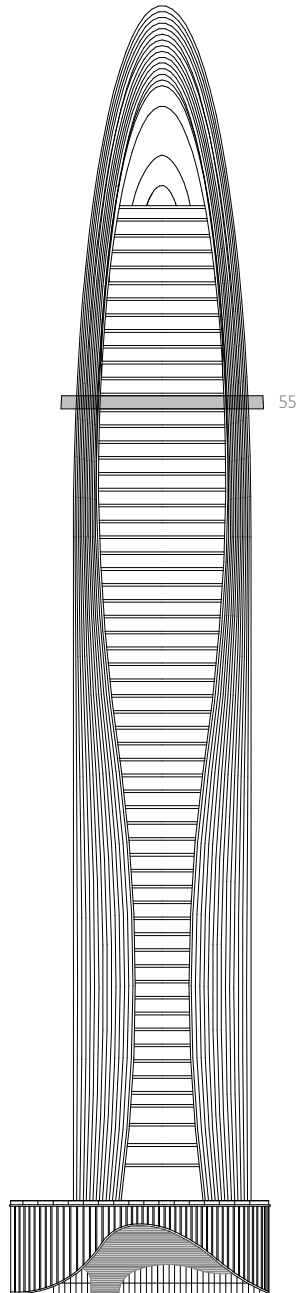
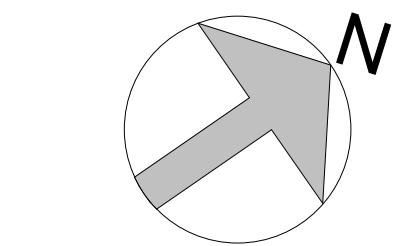
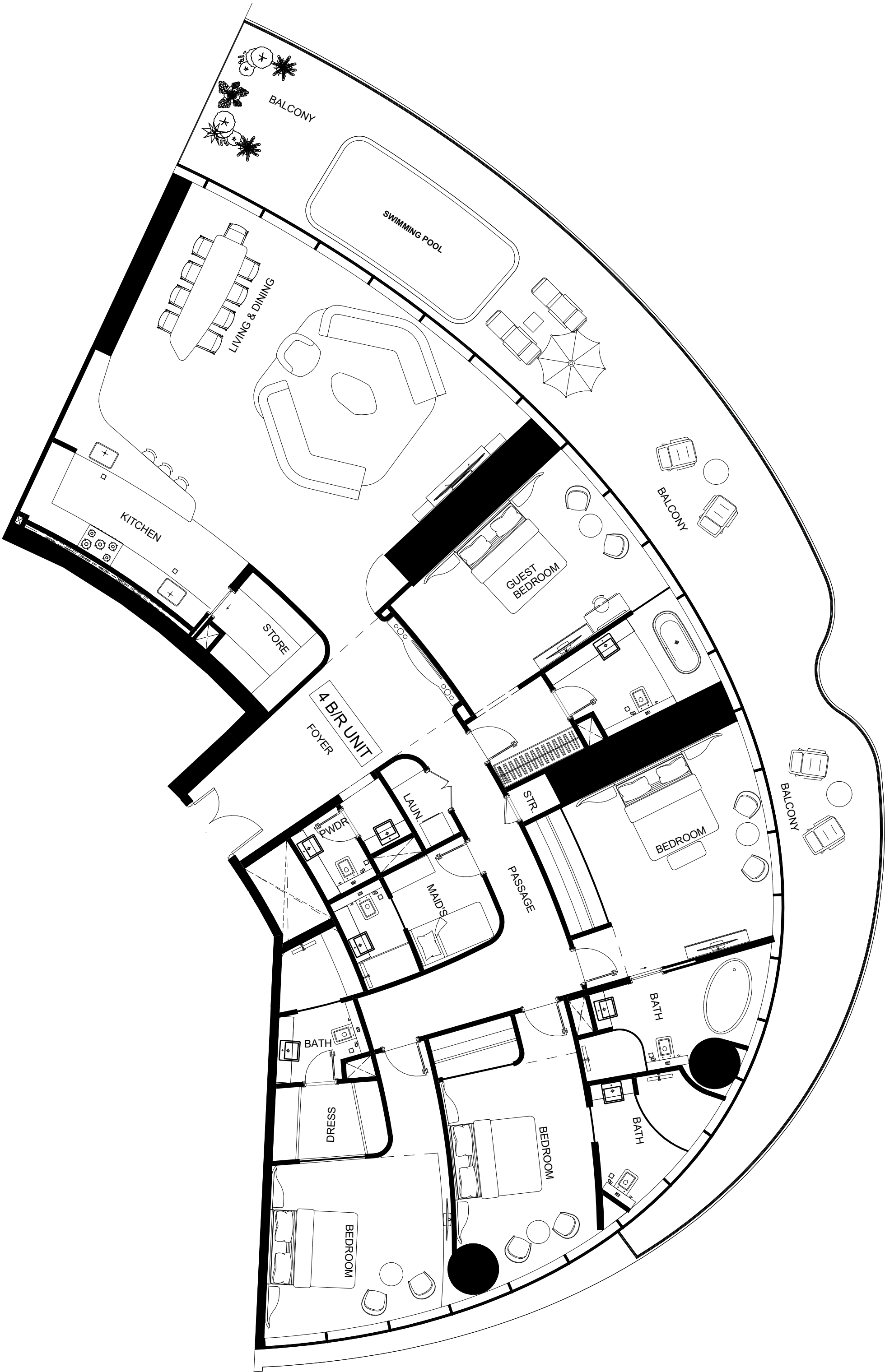
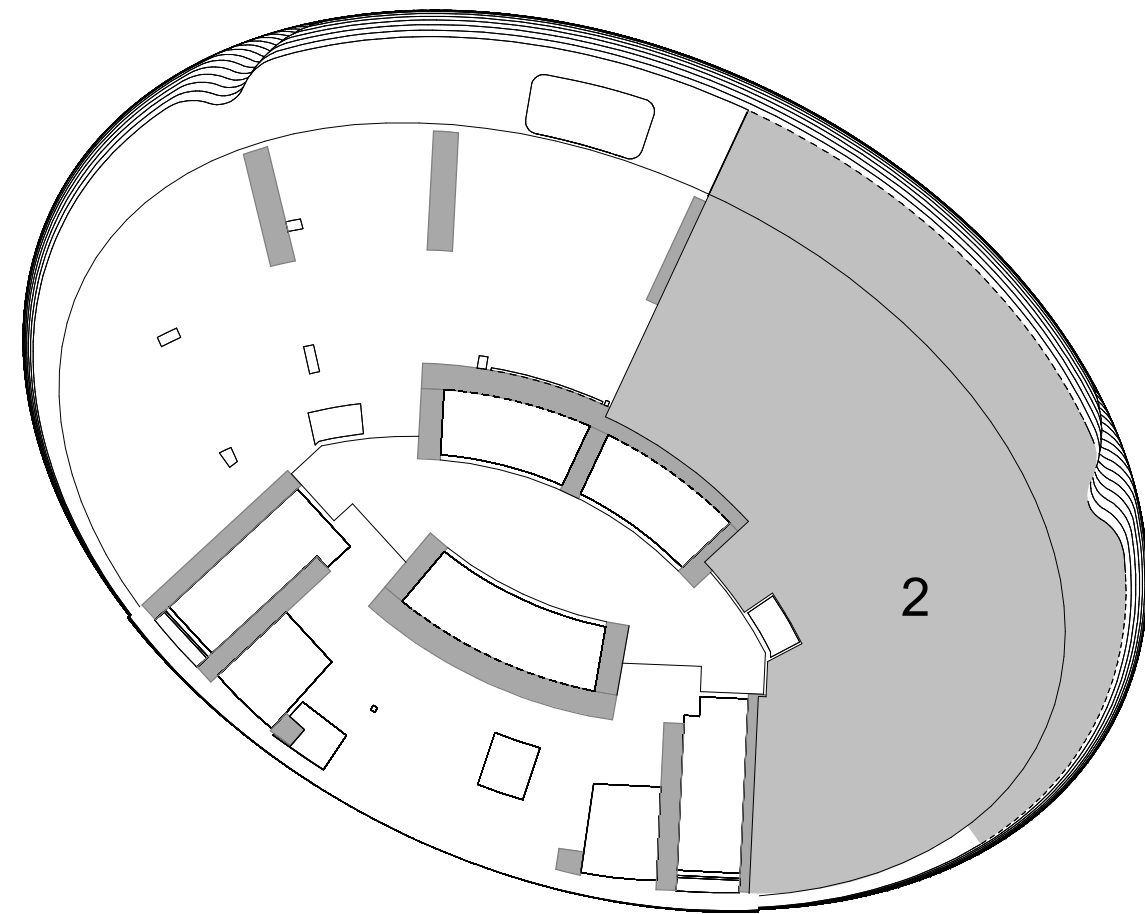
FLAT NUMBER | 02

4- BEDROOM FLAT / TYPE 01

AREA	SQ.M	SQ.FT
------	------	-------

SUITE AREA	278 m²	2995 ft²
BALCONY AREA	94 m²	1013 ft²
TOTAL UNIT AREA	372 m²	4007 ft²

FLAT DESIGN COMPONENTS		
	Name	Area
	LIVING & DINING	63 m²
	BEDROOM	22 m²
	GUEST BEDROOM	21 m²
	BEDROOM	18 m²
	BEDROOM	16 m²
	FOYER	16 m²
	PASSAGE	14 m²
	KITCHEN	10 m²
	BATH	9 m²
	BATH	8 m²
	BATH	7 m²
	BATH	6 m²
	MAID	5 m²
	STORE	5 m²
	DRESS	4 m²
	DRESS	4 m²
	BATH	3 m²
	DRESS	3 m²
	LOBBY	3 m²
	DRESS	2 m²
	LAUN.	2 m²
	PWDR	2 m²
	WASH	2 m²
	LOBBY	1 m²
	STORE	1 m²



GENERAL FINISHES:	
Flooring:	Travertine Stone or equivalent / Walnut Wood / Gaya Marble or equivalent / High Grade Marble / Black Glass/Black Steel
Skirting:	Travertine Stone or equivalent / Walnut Wood
Wall:	Travertine Stone cladding / Walnut wood panel/ Fluted Walnut Wood Panel / Fluted Travertine Stone or equivalent / Chrome + Trim /Stucco Decorative Paint or equivalent /Glossy Black Mirror / Fabric + Leather covering or equivalent / Gaya Marble / High Grade Marble / Screen
Ceiling:	Suspended Gypsum board in emulsion paint finish / Stainless steel patterns /Chrome / Screen / Black Glass
Terrace:	Composite decking
KITCHEN & APPLIANCES	
Cabinets:	Walnut wood cabinets, chrome trims, sandwich glass cabinets, Fluted walnut wood cabinet
Countertop:	Black Glass / Travertine Stone or equivalent
Back Splash:	Travertine Stone or equivalent
Sink:	Miele, Gaggenau, Bosche, Viking or equivalent.
Fridge:	Miele, Gaggenau, Bosche, Viking or equivalent.
Dish Washer:	Miele, Gaggenau, Bosche, Viking or equivalent.
Microwave:	Miele, Gaggenau, Bosche, Viking or equivalent.
Oven:	Miele, Gaggenau, Bosche, Viking or equivalent.
Ice Maker:	Miele, Gaggenau, Bosche, Viking or equivalent.
BATHROOM SPECIFICATIONS:	
Flooring:	Travertine Stone or equivalent
Skirting:	Travertine Stone or equivalent
Wall:	Travertine Stone or equivalent / Mirror / Chrome Trim
Ceiling:	Suspended Gypsum board in emulsion paint finish
Washbasin:	Built in Travertine stone sink or equivalent
WC:	Duravit, Kohler, Hansgrohe, Grohe, Dorn Bracht or equivalent
Shower box:	Duravit, Kohler, Hansgrohe, Grohe, Dorn Bracht or equivalent
Bathtub:	Duravit, Kohler, Hansgrohe, Grohe, Dorn Bracht or equivalent
Jacuzzi:	Duravit, Kohler, Hansgrohe, Grohe, Dorn Bracht or equivalent
GENERAL SPECIFICATIONS:	
Door Materials:	Wood
Doors...	Steel / Chrome
Wardrobes...	Walnut Wood / Clear Glass / Black Glass
Wardrobes...	Steel / Chrome

PRIVATE POOL :

**Disclaimer:**  
The mentioned areas are approximate and may be subject to minor modifications upon completion of finishing and installation of services.  
The specific brands of finishing materials, sanitary ware, and appliances are subject to market availability, and equivalent alternatives may be provided as necessary.

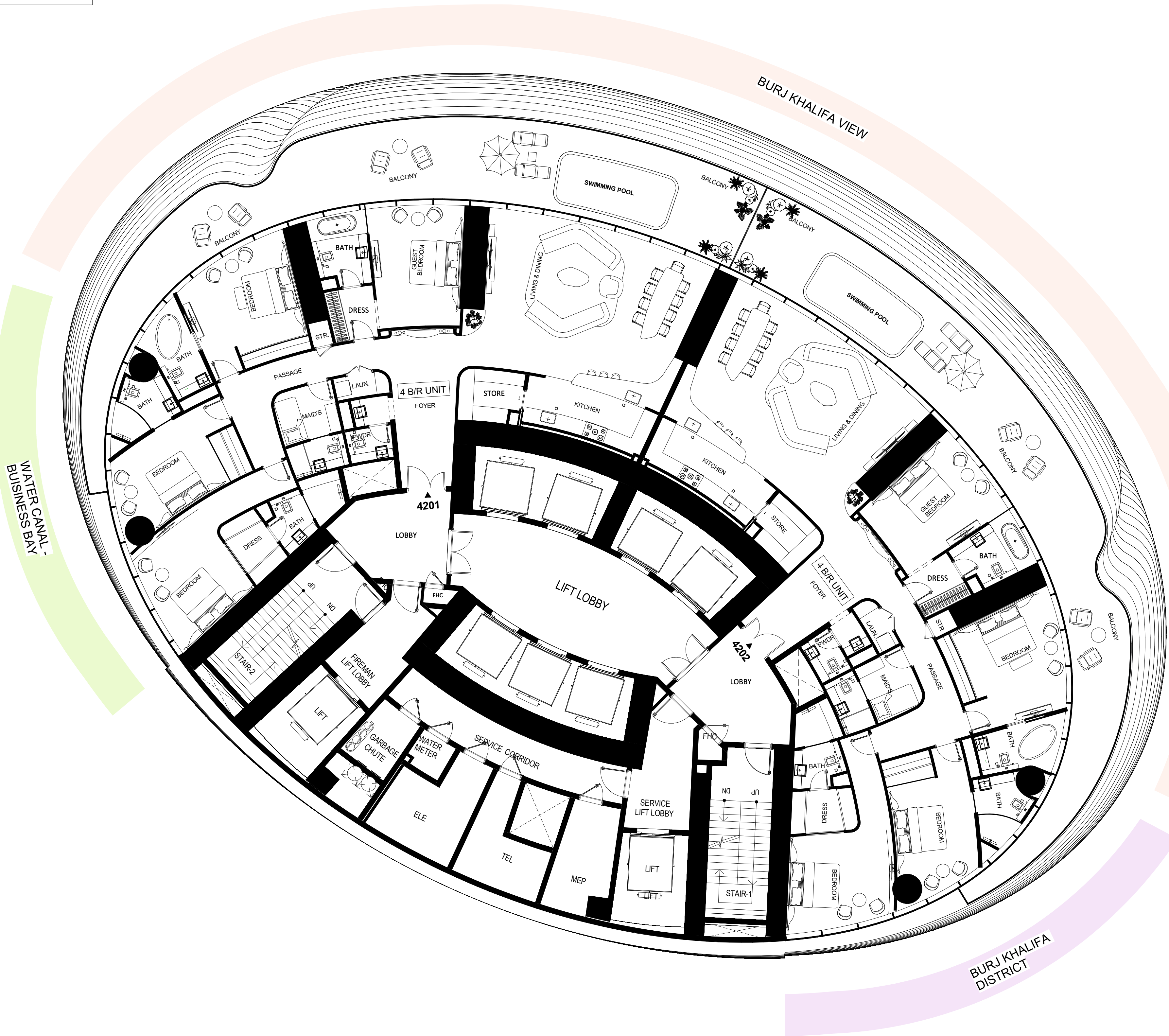
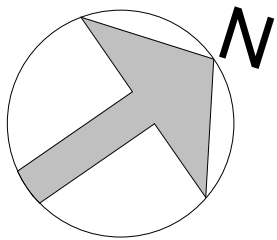


TYPICAL FLOOR PLAN-TYPE 03C

RESIDENTIAL FLOOR 42

LEVEL 57

UNITS TYPE	NUMBER
4-BEDROOM	2



VIEW ANALYSIS

- BURJ KHALIFA - BURJ KHALIFA DISTRICT
- BURJ KHALIFA DISTRICT
- WATER CANAL - BUISINESS BAY

COMMON SPECIFICATIONS

CORRIDOR FLOORING : Travertine Stone or equivalent

CORRIDOR SKIRTING : Travertine Stone or equivalent

CORRIDOR WALLS : Travertine Stone or equivalent / Stucco Paint / Walnut Wood / Chrome trims

CORRIDOR CEILINGS

TERRACE : Composite decking

NO. OF PASSENGER LIFT 07 LIFTS

NO. OF SERVICE LIFTS 01 LIFTS

NO. OF FIREMAN LIFTS 01 LIFTS

FIRE FIGHTING SYSTEM

SMART SYSTEM SPECIFICATIONS

- Voice Controlled Systems:** Integrating systems like Amazon's Alexa, Google Home, or Apple's Siri for voice-activated controls across the house – from playing your favourite music to drawing the blinds. Turning lights on/off, controlling temperatures...
- Security Systems:** Advanced security systems will include biometric locks, CCTV cameras, and intrusion detection systems.
- Energy Management:** Smart thermostats and energy-efficient appliances will be linked to provide data on energy usage and offer insights on how to save energy and reduce utility bills.
- Automated Blinds and Curtains:**
- Smart Kitchen Appliances.**

ACOUSTIC SPECIFICATIONS

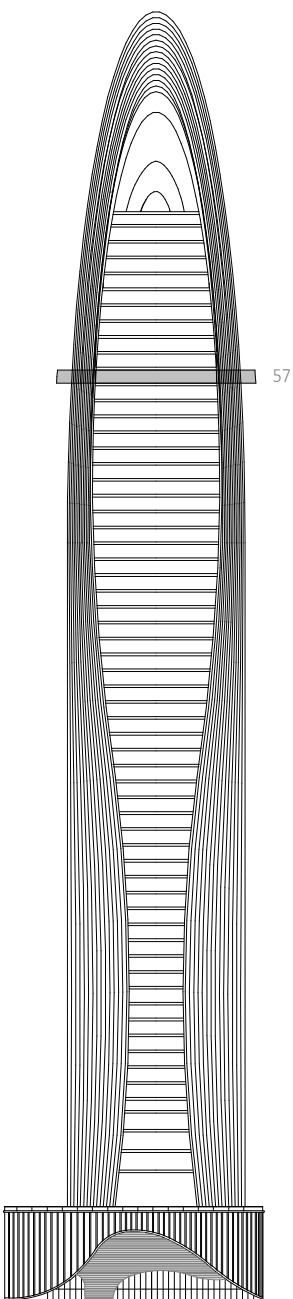
- The facades feature high-performance curtain walls providing both stunning panoramic views and exceptional sound insulation with impressive Sound Transmission Class (STC) ratings.
- The curtain walls are designed with special seals and gaskets to enhance sound isolation, promoting a tranquil living experience.
- The windows have a high Outdoor-Indoor Transmission Class (OITC) rating, designed to reduce both high and low-frequency sounds from external sources like traffic and aircraft.
- The doors in all units, both exterior and interior, are designed with superior acoustic properties, mirroring the commitment to acoustic comfort and privacy.
- The layout of the units optimizes noise reduction between rooms, with thoughtful use of wall, floor, and ceiling materials to absorb sound and reduce echoes.
- The HVAC and drainage systems operates quietly, designed with noise-reducing features to ensure minimal noise disruption.
- Overall, the units are a sanctuary of serenity and peace, with every detail carefully designed for acoustic comfort, offering a luxurious and peaceful living experience in the heart of the metropolis.

EXTRA FEATURES

LAB POOL

Disclaimer:

- The mentioned areas are approximate and may be subject to minor modifications upon completion of finishing and installation of services.
- The specific brands of finishing materials, sanitary ware, and appliances are subject to market availability, and equivalent alternatives may be provided as necessary.





57TH LEVEL FLOOR PLAN

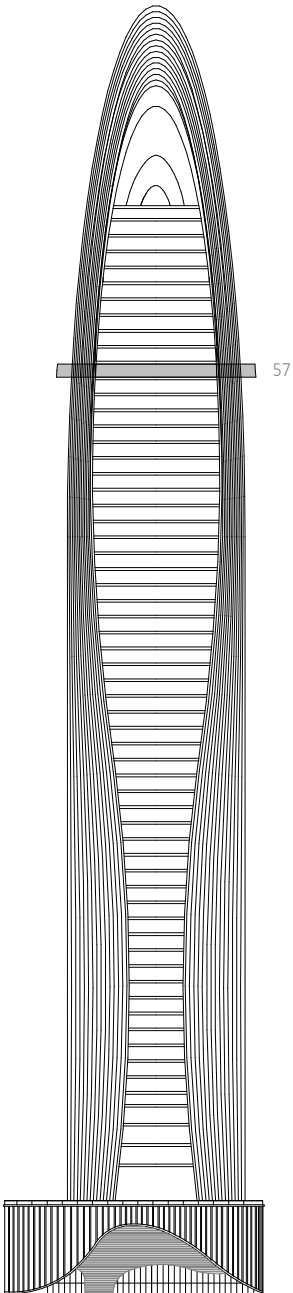
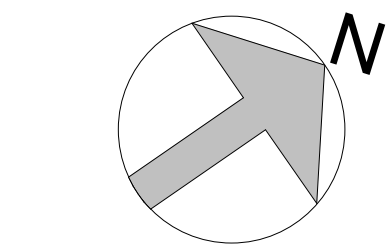
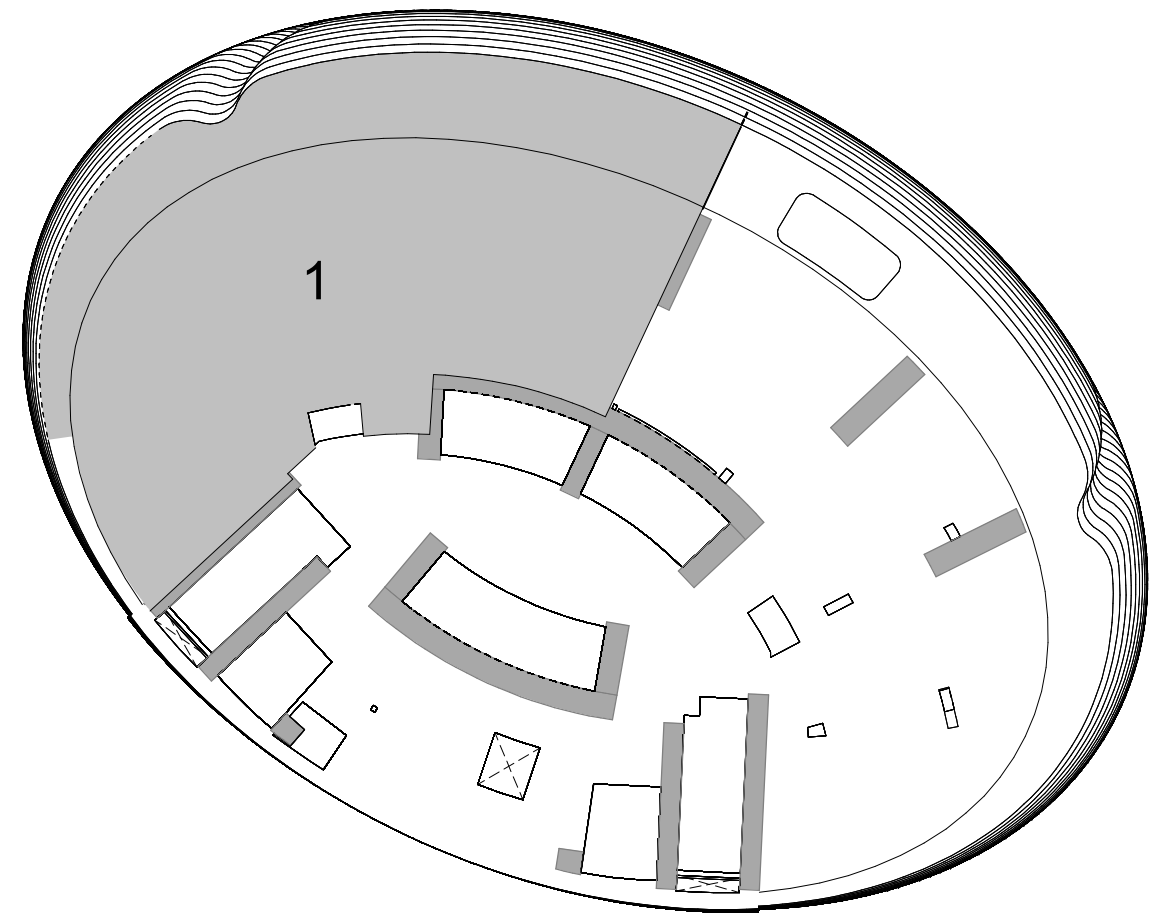
FLAT NUMBER | 01

4- BEDROOM FLAT / TYPE 01

AREA	SQ.M	SQ.FT
------	------	-------

SUITE AREA	259 m²	2784 ft²
BALCONY AREA	93 m²	1001 ft²
TOTAL UNIT AREA	352 m²	3785 ft²

FLAT DESIGN COMPONENTS		
Name	Area	
LIVING & DINING	58 m²	
BEDROOM	20 m²	
GUEST BEDROOM	18 m²	
BEDROOM		
BEDROOM	17 m²	
FOYER	16 m²	
BEDROOM	15 m²	
PASSAGE	12 m²	
KITCHEN	10 m²	
BATH	7 m²	
BATH	7 m²	
BATH	6 m²	
LOBBY	5 m²	
MAID	5 m²	
STORE	5 m²	
DRESS	4 m²	
DRESS	4 m²	
DRESS	2 m²	
LAUN.	2 m²	
PWDR	2 m²	
WASH	2 m²	
DRESS	1 m²	
LOBBY	1 m²	
Room	1 m²	



GENERAL FINISHES:	
Flooring:	Travertine Stone or equivalent / Walnut Wood / Gaya Marble or equivalent / High Grade Marble / Black Glass/Black Steel
Skirting:	Travertine Stone or equivalent / Walnut Wood
Wall:	Travertine Stone cladding / Walnut wood panel/ Fluted Walnut Wood Panel / Fluted Travertine Stone or equivalent / Chrome + Trim /Stucco Decorative Paint or equivalent /Glossy Black Mirror / Fabric + Leather covering or equivalent / Gaya Marble / High Grade Marble / Screen
Ceiling:	Suspended Gypsum board in emulsion paint finish / Stainless steel patterns /Chrome / Screen / Black Glass
Terrace:	Composite decking
KITCHEN & APPLIANCES	
Cabinets:	Walnut wood cabinets, chrome trims, sandwich glass cabinets, Fluted walnut wood cabinet
Countertop:	Black Glass / Travertine Stone or equivalent
Back Splash:	Travertine Stone or equivalent
Sink:	Miele, Gaggenau, Bosche, Viking or equivalent.
Fridge:	Miele, Gaggenau, Bosche, Viking or equivalent.
Dish Washer:	Miele, Gaggenau, Bosche, Viking or equivalent.
Microwave:	Miele, Gaggenau, Bosche, Viking or equivalent.
Oven:	Miele, Gaggenau, Bosche, Viking or equivalent.
Ice Maker:	Miele, Gaggenau, Bosche, Viking or equivalent.
BATHROOM SPECIFICATIONS:	
Flooring:	Travertine Stone or equivalent
Skirting:	Travertine Stone or equivalent
Wall:	Travertine Stone or equivalent / Mirror / Chrome Trim
Ceiling:	Suspended Gypsum board in emulsion paint finish
Washbasin:	Built in Travertine stone sink or equivalent
WC:	Duravit, Kohler, Hansgrohe, Grohe, Dorn Bracht or equivalent
Shower box:	Duravit, Kohler, Hansgrohe, Grohe, Dorn Bracht or equivalent
Bathtub:	Duravit, Kohler, Hansgrohe, Grohe, Dorn Bracht or equivalent
Jacuzzi:	Duravit, Kohler, Hansgrohe, Grohe, Dorn Bracht or equivalent
GENERAL SPECIFICATIONS:	
Door Materials:	Wood
Doors...	Steel / Chrome
Wardrobes...	Walnut Wood / Clear Glass / Black Glass
Wardrobes...	Steel / Chrome

PRIVATE POOL :

**Disclaimer:**  
The mentioned areas are approximate and may be subject to minor modifications upon completion of finishing and installation of services.  
The specific brands of finishing materials, sanitary ware, and appliances are subject to market availability, and equivalent alternatives may be provided as necessary.



57TH LEVEL FLOOR PLAN

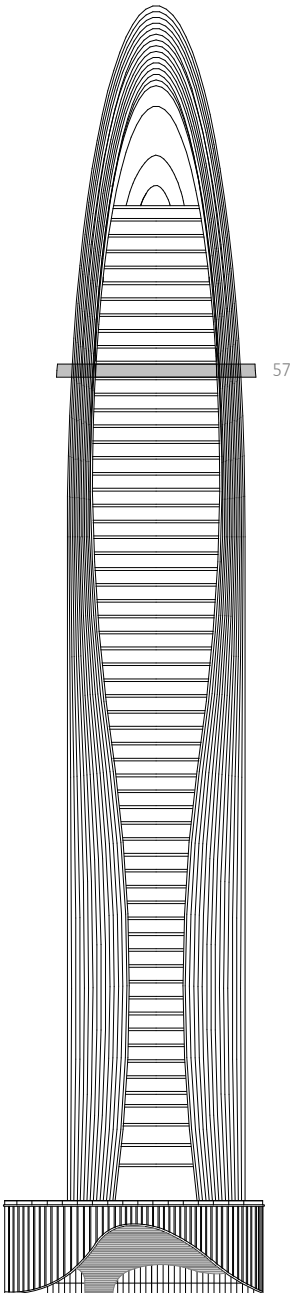
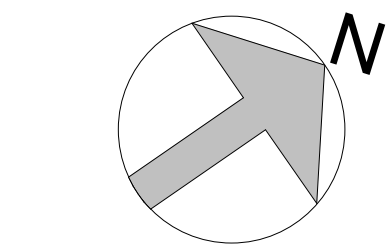
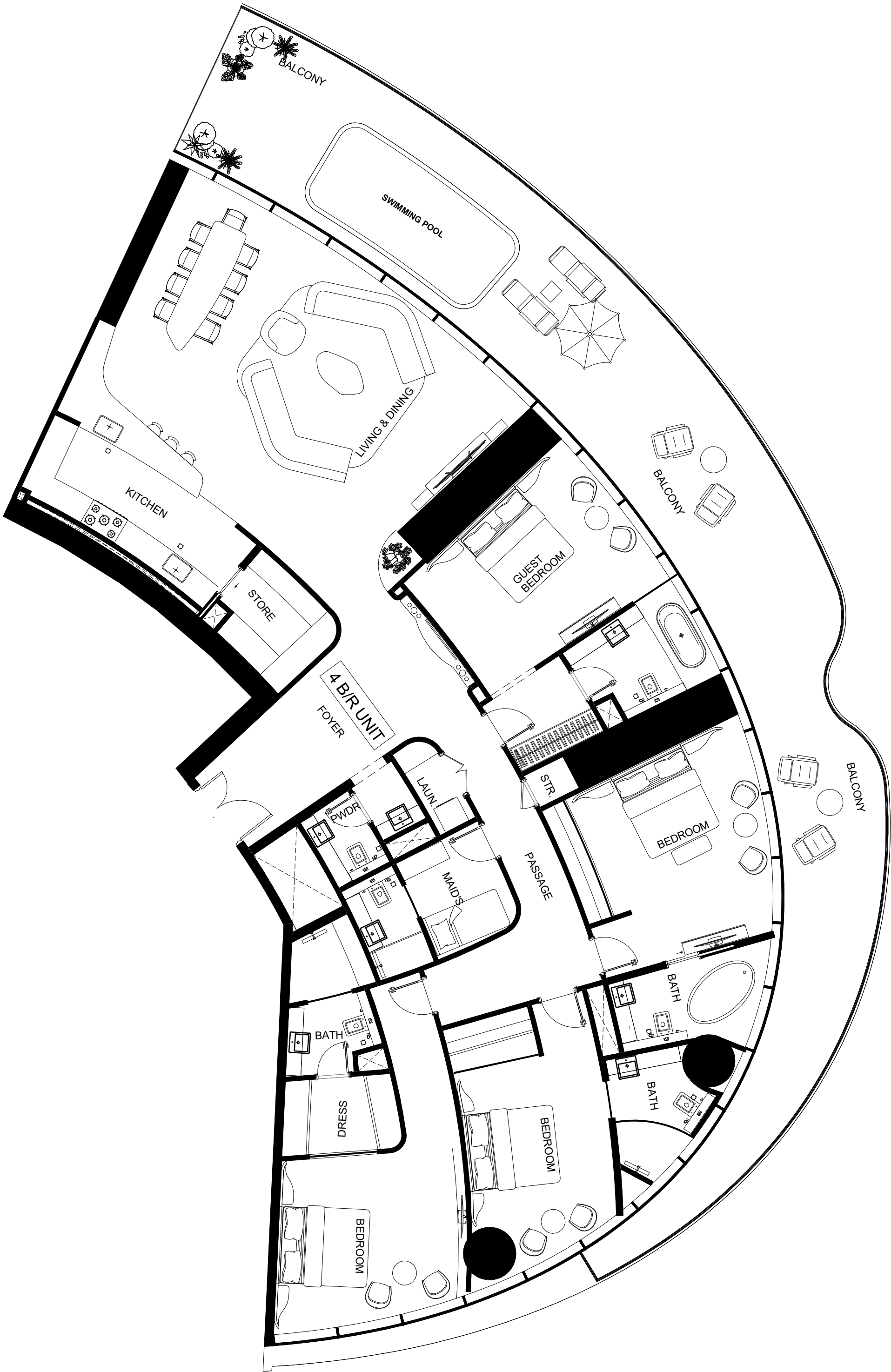
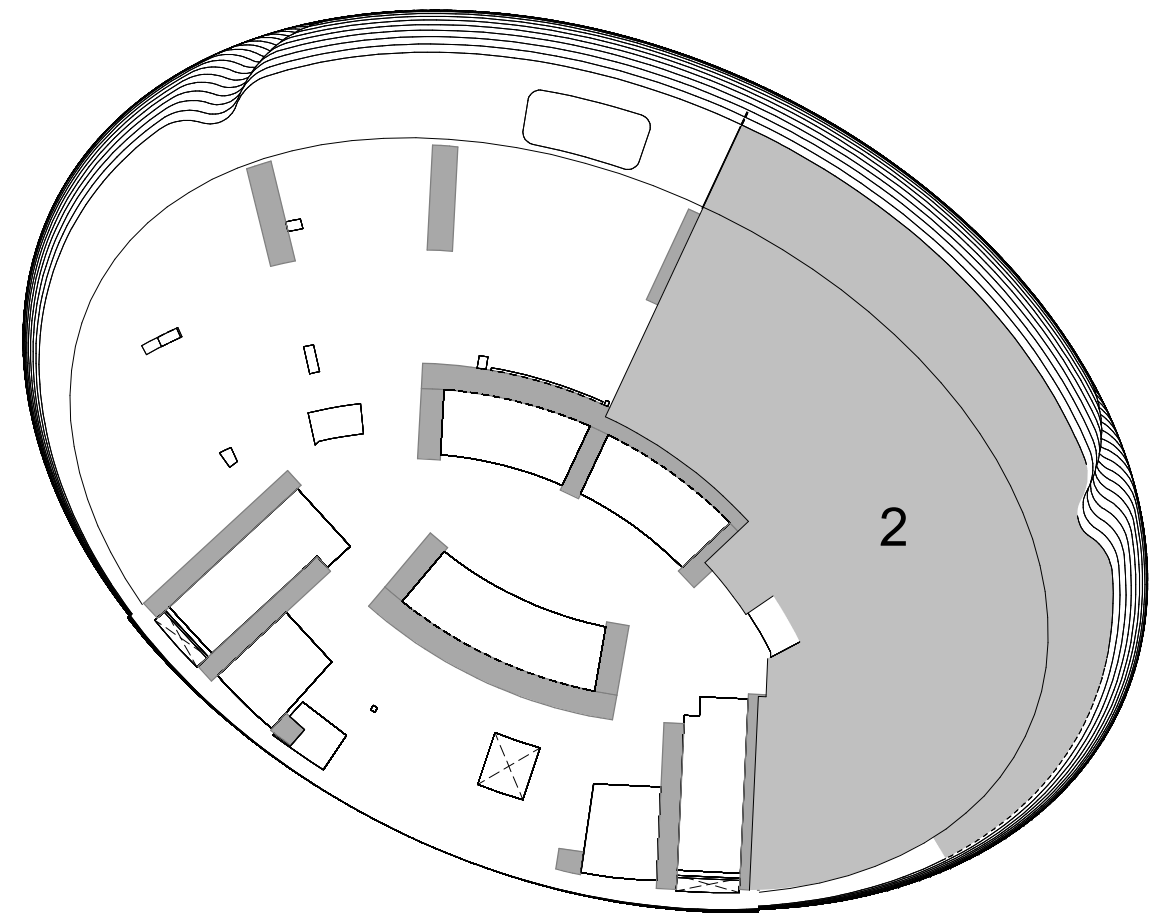
FLAT NUMBER | 01

4- BEDROOM FLAT / TYPE 01

AREA	SQ.M	SQ.FT
------	------	-------

SUITE AREA	259 m²	2784 ft²
BALCONY AREA	93 m²	1001 ft²
TOTAL UNIT AREA	352 m²	3785 ft²

FLAT DESIGN COMPONENTS		
Name	Area	
LIVING & DINING	58 m²	
BEDROOM	20 m²	
GUEST BEDROOM	18 m²	
BEDROOM	17 m²	
FOYER	16 m²	
BEDROOM	15 m²	
PASSAGE	12 m²	
KITCHEN	10 m²	
BATH	7 m²	
BATH	7 m²	
BATH	6 m²	
LOBBY	5 m²	
MAID	5 m²	
STORE	5 m²	
DRESS	4 m²	
DRESS	4 m²	
DRESS	2 m²	
LAUN.	2 m²	
PWDR	2 m²	
WASH	2 m²	
DRESS	1 m²	
LOBBY	1 m²	
Room	1 m²	



GENERAL FINISHES:	
Flooring:	Travertine Stone or equivalent / Walnut Wood / Gaya Marble or equivalent / High Grade Marble / Black Glass/Black Steel
Skirting:	Travertine Stone or equivalent / Walnut Wood
Wall:	Travertine Stone cladding / Walnut wood panel/ Fluted Walnut Wood Panel / Fluted Travertine Stone or equivalent / Chrome + Trim /Stucco Decorative Paint or equivalent /Glossy Black Mirror / Fabric + Leather covering or equivalent / Gaya Marble / High Grade Marble / Screen
Ceiling:	Suspended Gypsum board in emulsion paint finish / Stainless steel patterns /Chrome / Screen / Black Glass
Terrace:	Composite decking
KITCHEN & APPLIANCES	
Cabinets:	Walnut wood cabinets, chrome trims, sandwich glass cabinets, Fluted walnut wood cabinet
Countertop:	Black Glass / Travertine Stone or equivalent
Back Splash:	Travertine Stone or equivalent
Sink:	Miele, Gaggenau, Bosche, Viking or equivalent.
Fridge:	Miele, Gaggenau, Bosche, Viking or equivalent.
Dish Washer:	Miele, Gaggenau, Bosche, Viking or equivalent.
Microwave:	Miele, Gaggenau, Bosche, Viking or equivalent.
Oven:	Miele, Gaggenau, Bosche, Viking or equivalent.
Ice Maker:	Miele, Gaggenau, Bosche, Viking or equivalent.
BATHROOM SPECIFICATIONS:	
Flooring:	Travertine Stone or equivalent
Skirting:	Travertine Stone or equivalent
Wall:	Travertine Stone or equivalent / Mirror / Chrome Trim
Ceiling:	Suspended Gypsum board in emulsion paint finish
Washbasin:	Built in Travertine stone sink or equivalent
WC:	Duravit, Kohler, Hansgrohe, Grohe, Dorn Bracht or equivalent
Shower box:	Duravit, Kohler, Hansgrohe, Grohe, Dorn Bracht or equivalent
Bathtub:	Duravit, Kohler, Hansgrohe, Grohe, Dorn Bracht or equivalent
Jacuzzi:	Duravit, Kohler, Hansgrohe, Grohe, Dorn Bracht or equivalent
GENERAL SPECIFICATIONS:	
Door Materials:	Wood
Doors...	Steel / Chrome
Wardrobes...	Walnut Wood / Clear Glass / Black Glass
Wardrobes...	Steel / Chrome

PRIVATE POOL :

**Disclaimer:**  
The mentioned areas are approximate and may be subject to minor modifications upon completion of finishing and installation of services.  
The specific brands of finishing materials, sanitary ware, and appliances are subject to market availability, and equivalent alternatives may be provided as necessary.

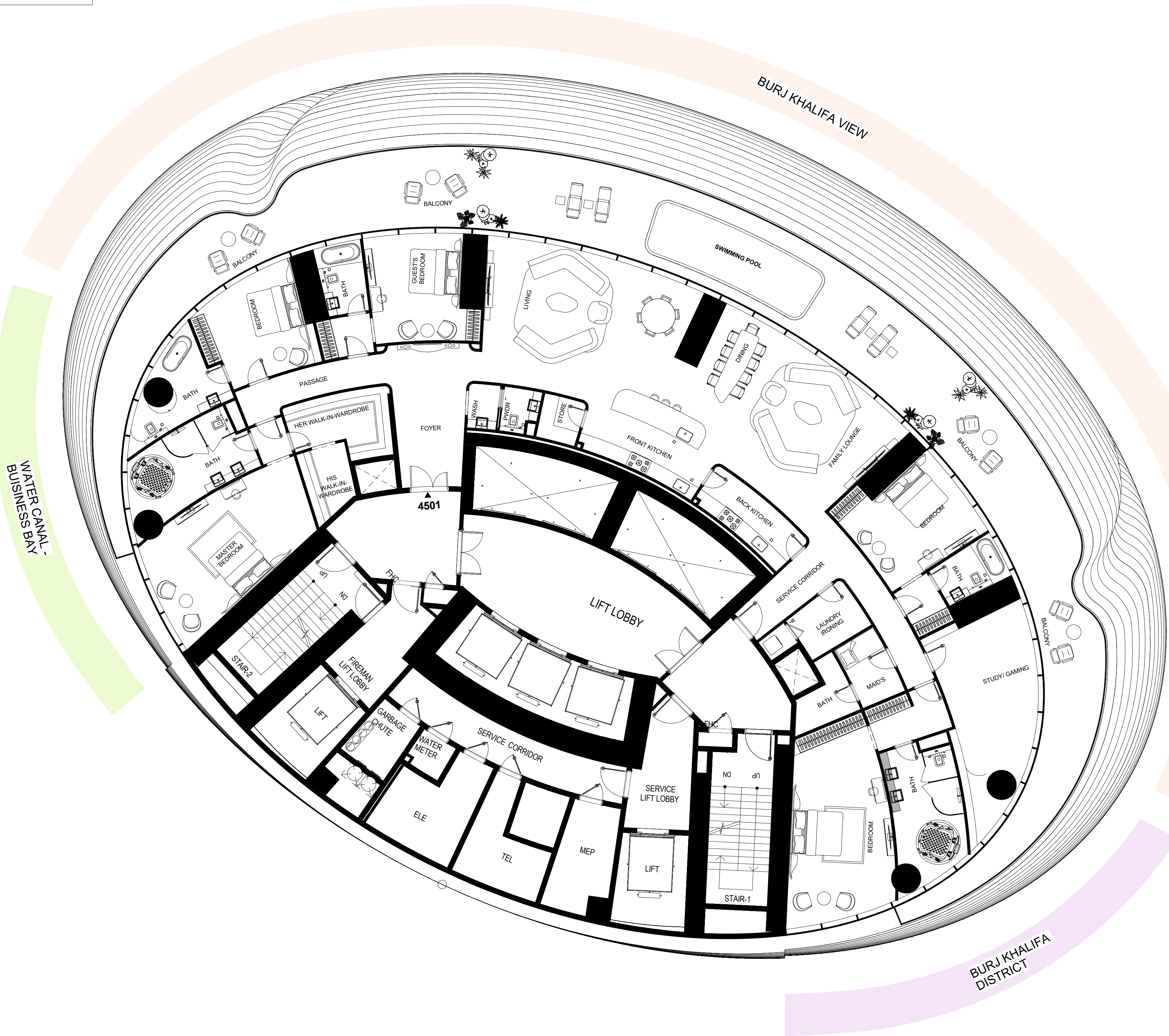
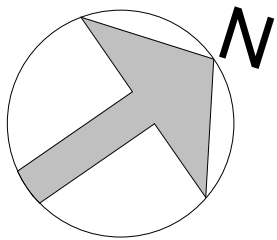


TYPICAL FLOOR PLAN-TYPE 04

RESIDENTIAL FLOOR 45

LEVEL 60

UNITS TYPE	NUMBER
5-BEDROOM	1



VIEW ANALYSIS

- BURJ KHALIFA - BURJ KHALIFA DISTRICT
- BURJ KHALIFA DISTRICT
- WATER CANAL - BUISNESS BAY

COMMON SPECIFICATIONS

CORRIDOR FLOORING : Travertine Stone or equivalent

CORRIDOR SKIRTING : Travertine Stone or equivalent

CORRIDOR WALLS : Travertine Stone or equivalent / Stucco  
Paint / Walnut Wood / Chrome trims

CORRIDOR CEILINGS

TERRACE : Composite decking

NO. OF PASSENGER LIFT 07 LIFTS

NO. OF SERVICE LIFTS 01 LIFTS

NO. OF FIREMAN LIFTS 01 LIFTS

FIRE FIGHTING SYSTEM

SMART SYSTEM SPECIFICATIONS

- Voice Controlled Systems:** Integrating systems like Amazon's Alexa, Google Home, or Apple's Siri for voice-activated controls across the house – from playing your favourite music to drawing the blinds. Turning lights on/off, controlling temperatures...
- Security Systems:** Advanced security systems will include biometric locks, CCTV cameras, and intrusion detection systems.
- Energy Management:** Smart thermostats and energy-efficient appliances will be linked to provide data on energy usage and offer insights on how to save energy and reduce utility bills.
- Automated Blinds and Curtains:**
- Smart Kitchen Appliances.**

ACOUSTIC SPECIFICATIONS

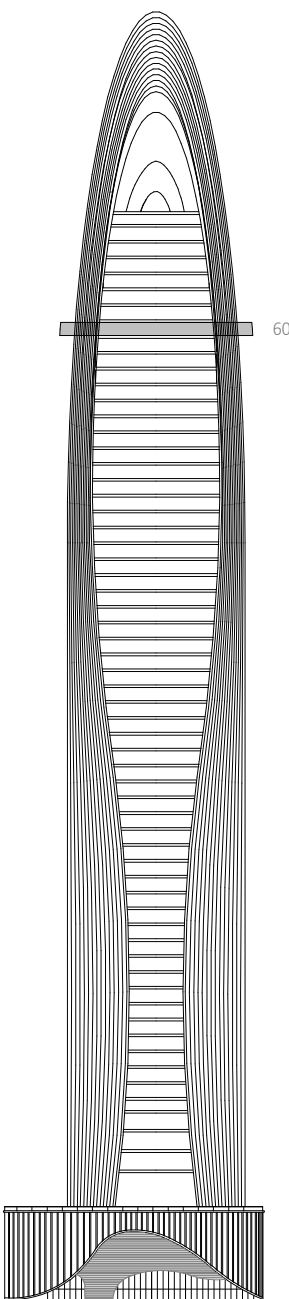
- The facades feature high-performance curtain walls providing both stunning panoramic views and exceptional sound insulation with impressive Sound Transmission Class (STC) ratings.
- The curtain walls are designed with special seals and gaskets to enhance sound isolation, promoting a tranquil living experience.
- The windows have a high Outdoor-Indoor Transmission Class (OITC) rating, designed to reduce both high and low-frequency sounds from external sources like traffic and aircraft.
- The doors in all units, both exterior and interior, are designed with superior acoustic properties, mirroring the commitment to acoustic comfort and privacy.
- The layout of the units optimizes noise reduction between rooms, with thoughtful use of wall, floor, and ceiling materials to absorb sound and reduce echoes.
- The HVAC and drainage systems operates quietly, designed with noise-reducing features to ensure minimal noise disruption.
- Overall, the units are a sanctuary of serenity and peace, with every detail carefully designed for acoustic comfort, offering a luxurious and peaceful living experience in the heart of the metropolis.

EXTRA FEATURES

LAB POOL

Disclaimer:

- The mentioned areas are approximate and may be subject to minor modifications upon completion of finishing and installation of services.
- The specific brands of finishing materials, sanitary ware, and appliances are subject to market availability, and equivalent alternatives may be provided as necessary.





60TH LEVEL FLOOR PLAN

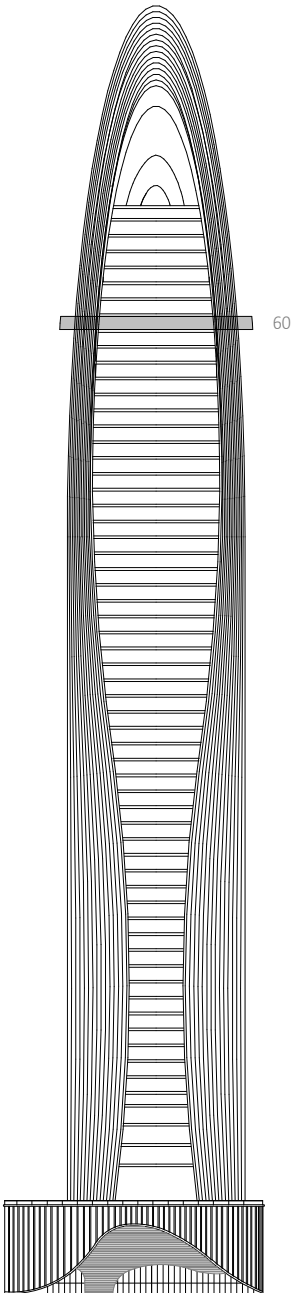
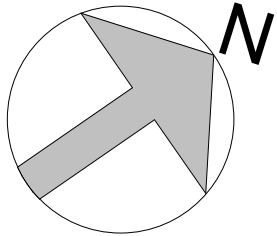
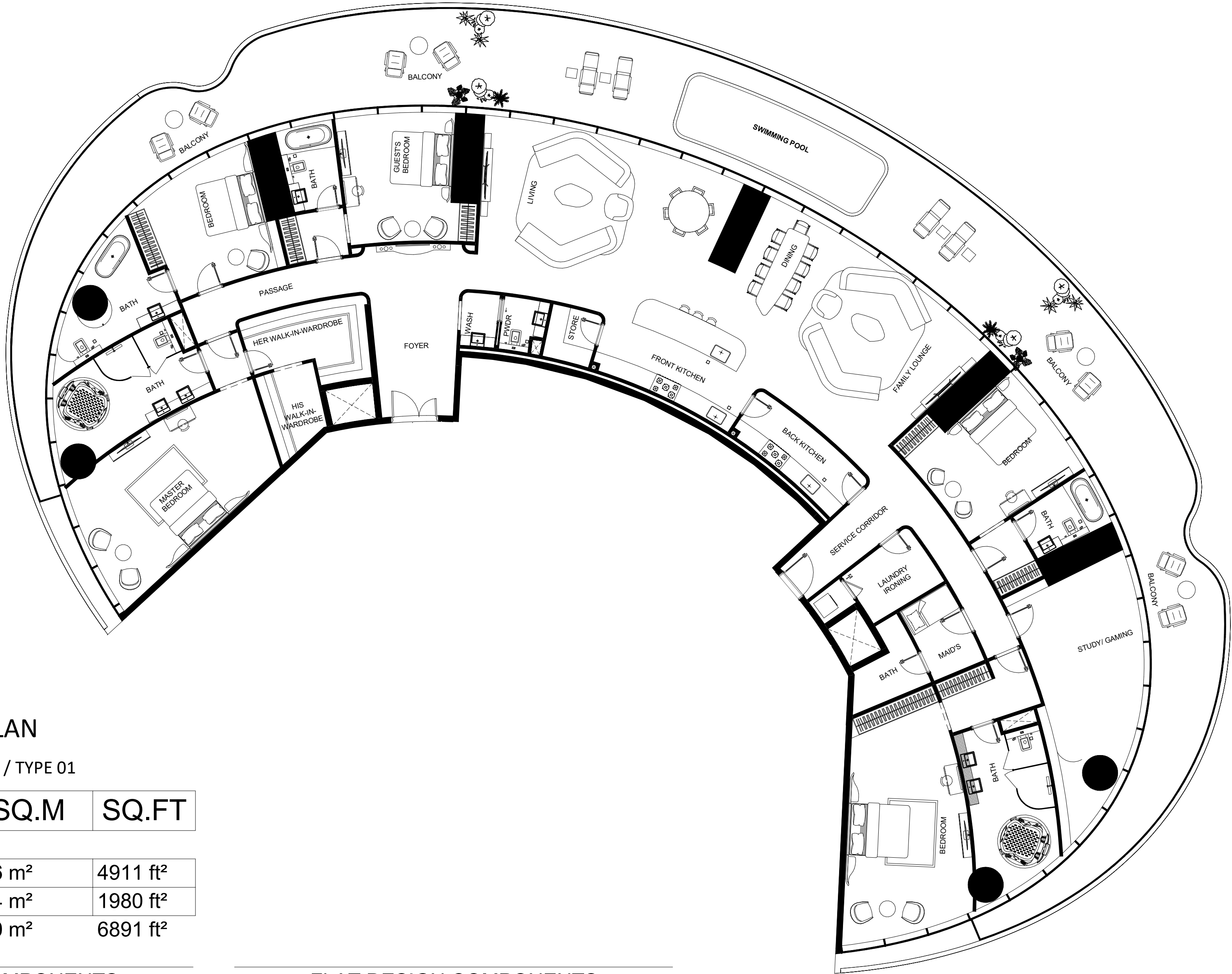
FLAT NUMBER | 01 PENTHOUSE / TYPE 01

AREA	SQ.M	SQ.FT
------	------	-------

SUITE AREA	456 m²	4911 ft²
BALCONY AREA	184 m²	1980 ft²
TOTAL UNIT AREA	640 m²	6891 ft²

FLAT DESIGN COMPONENTS		
Name	Area	
LIVING	36 m²	
FAMILY LOUNGE	34 m²	
BEDROOM	31 m²	
DINING	30 m²	
MASTER BEDROOM	30 m²	
STUDY / GAMING	29 m²	
BEDROOM	19 m²	
BEDROOM	18 m²	
GUESTS BEDROOM	18 m²	
FOYER	17 m²	
SERVICE CORRIDOR	16 m²	
BATH	15 m²	
BATH	15 m²	
BATH	11 m²	
FRONT KITCHEN	10 m²	

FLAT DESIGN COMPONENTS		
Name	Area	
HER WALK-IN WARDROBE	9 m²	
BACK KITCHEN	8 m²	
PASSAGE	8 m²	
BATH	6 m²	
BATH	6 m²	
DRESS	6 m²	
LAUNDRY IRONING	6 m²	
BATH	5 m²	
HIS WALK-IN WARDROBE	5 m²	
MAID	5 m²	
DRESS	3 m²	
DRESS	3 m²	
STORE	3 m²	
LOBBY	2 m²	
PWDR	2 m²	
WASH	2 m²	
WM.	1 m²	



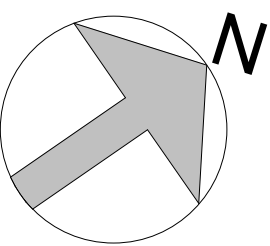
GENERAL FINISHES:	
Flooring:	Travertine Stone or equivalent / Walnut Wood / Gaya Marble or equivalent / High Grade Marble / Black Glass/Black Steel
Skirting:	Travertine Stone or equivalent / Walnut Wood
Wall:	Travertine Stone cladding / Walnut wood panel/ Fluted Walnut Wood Panel / Fluted Travertine Stone or equivalent / Chrome + Trim /Stucco Decorative Paint or equivalent /Glossy Black Mirror / Fabric + Leather covering or equivalent / Gaya Marble / High Grade Marble / Screen
Ceiling:	Suspended Gypsum board in emulsion paint finish / Stainless steel patterns /Chrome / Screen / Black Glass
Terrace:	Composite decking
KITCHEN & APPLIANCES	
Cabinets:	Walnut wood cabinets, chrome trims, sandwich glass cabinets, Fluted walnut wood cabinet
Countertop:	Black Glass / Travertine Stone or equivalent
Back Splash:	Travertine Stone or equivalent
Sink:	Miele, Gaggenau, Bosche, Viking or equivalent.
Fridge:	Miele, Gaggenau, Bosche, Viking or equivalent.
Dish Washer:	Miele, Gaggenau, Bosche, Viking or equivalent.
Microwave:	Miele, Gaggenau, Bosche, Viking or equivalent.
Oven:	Miele, Gaggenau, Bosche, Viking or equivalent.
Ice Maker:	Miele, Gaggenau, Bosche, Viking or equivalent.
BATHROOM SPECIFICATIONS:	
Flooring:	Travertine Stone or equivalent
Skirting:	Travertine Stone or equivalent
Wall:	Travertine Stone or equivalent / Mirror / Chrome Trim
Ceiling:	Suspended Gypsum board in emulsion paint finish
Washbasin:	Built in Travertine stone sink or equivalent
WC:	Duravit, Kohler, Hansgrohe, Grohe, Dorn Bracht or equivalent
Shower box:	Duravit, Kohler, Hansgrohe, Grohe, Dorn Bracht or equivalent
Bathtub:	Duravit, Kohler, Hansgrohe, Grohe, Dorn Bracht or equivalent
Jacuzzi:	Duravit, Kohler, Hansgrohe, Grohe, Dorn Bracht or equivalent
GENERAL SPECIFICATIONS:	
Door Materials:	Wood
Doors...	Steel / Chrome
Wardrobes...	Walnut Wood / Clear Glass / Black Glass
Wardrobes...	Steel / Chrome

■ PRIVATE POOL :

**Disclaimer:**  
■ The mentioned areas are approximate and may be subject to minor modifications upon completion of finishing and installation of services.  
■ The specific brands of finishing materials, sanitary ware, and appliances are subject to market availability, and equivalent alternatives may be provided as necessary.



PENTHOUSE DUPLEX



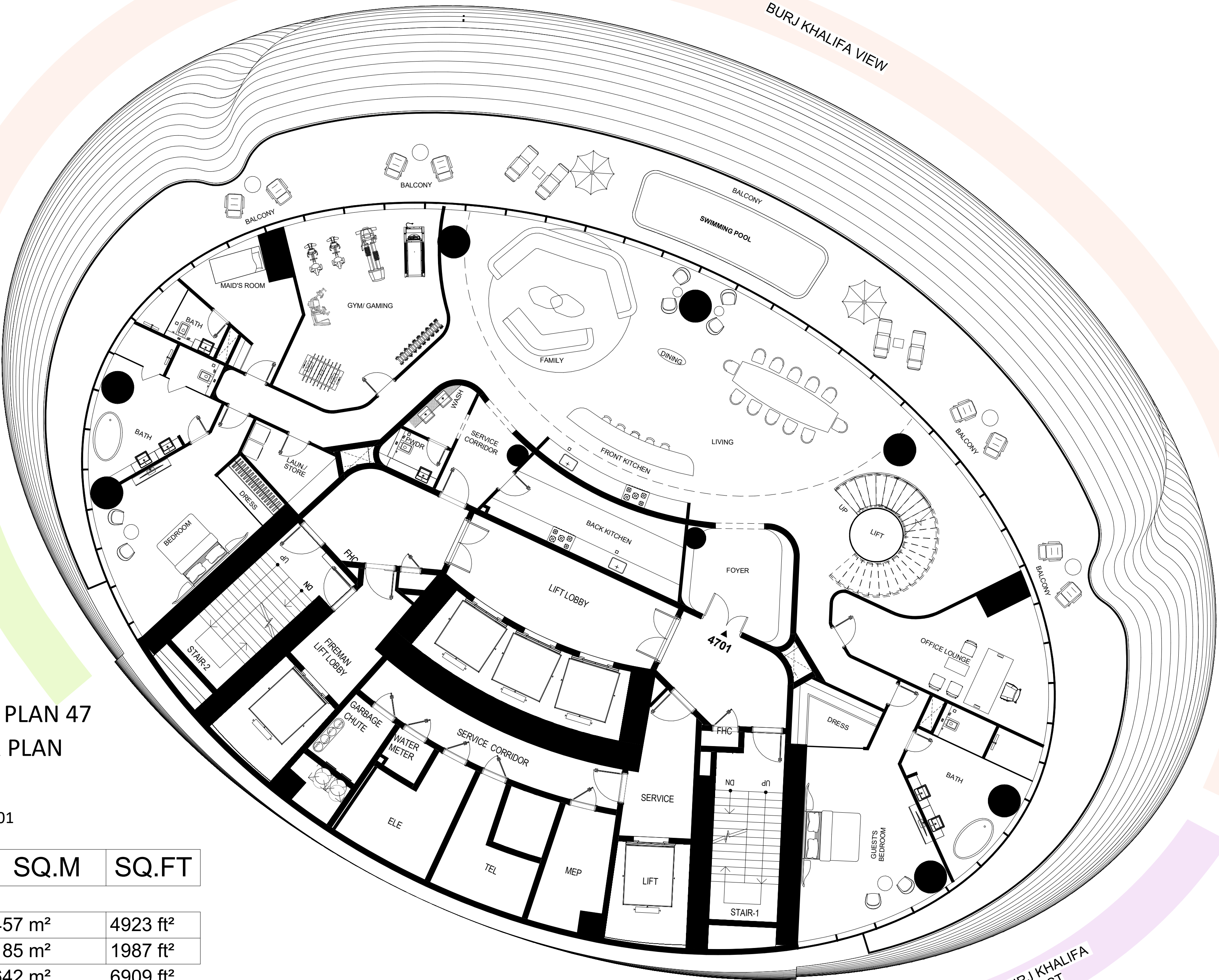
REIDENTIAL FLOOR PLAN 47  
62ND LEVEL FLOOR PLAN

FLAT NUMBER | 01  
PENTHOUSE DUPLEX / TYPE 01

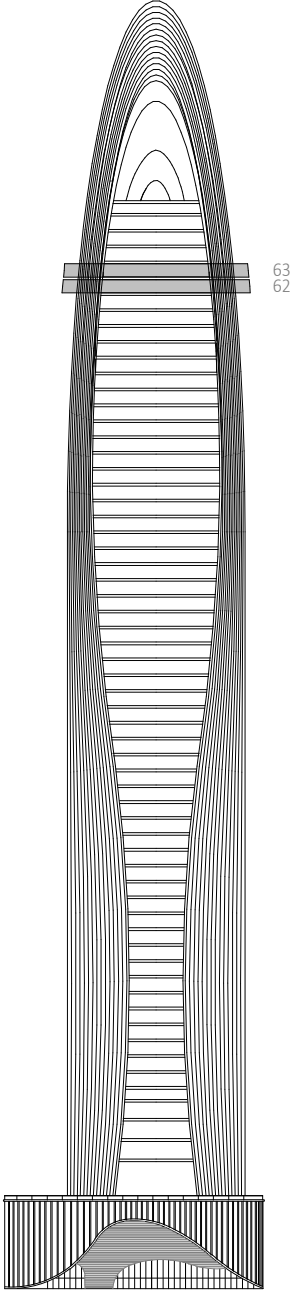
AREA	SQ.M	SQ.FT
SUITE AREA	457 m²	4923 ft²
BALCONY AREA	185 m²	1987 ft²
TOTAL UNIT AREA	642 m²	6909 ft²

VIEW ANALYSIS

- BURJ KHALIFA - BURJ KHALIFA DISTRICT
- BURJ KHALIFA DISTRICT
- WATER CANAL - BUISINESS BAY



BURJ KHALIFA  
DISTRICT



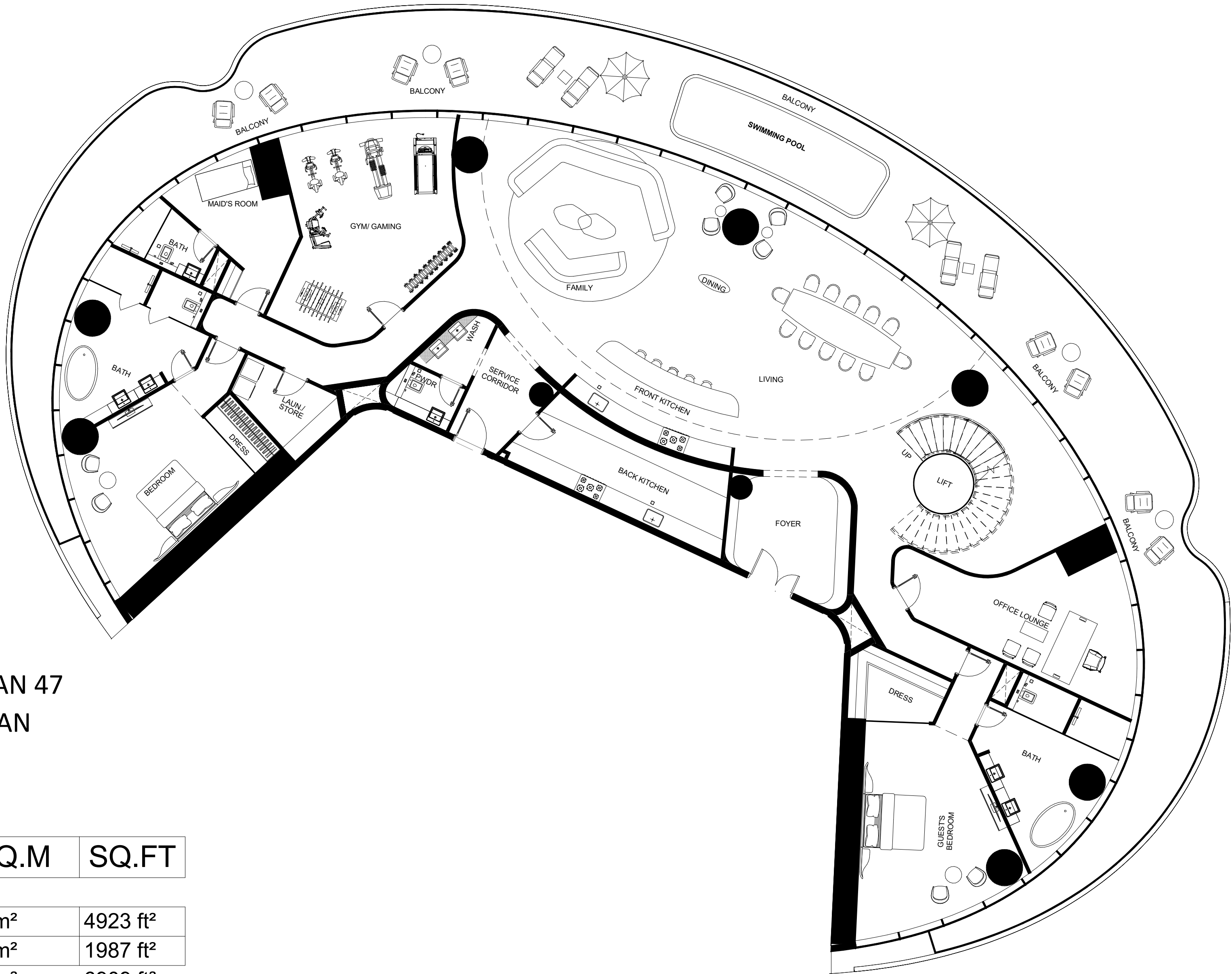
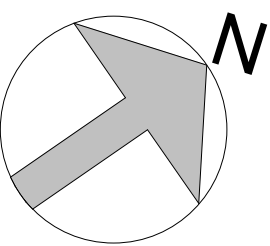
PRIVATE POOL :

**Disclaimer:**

- The mentioned areas are approximate and may be subject to minor modifications upon completion of finishing and installation of services.
- The specific brands of finishing materials, sanitary ware, and appliances are subject to market availability, and equivalent alternatives may be provided as necessary.



PENTHOUSE DUPLEX



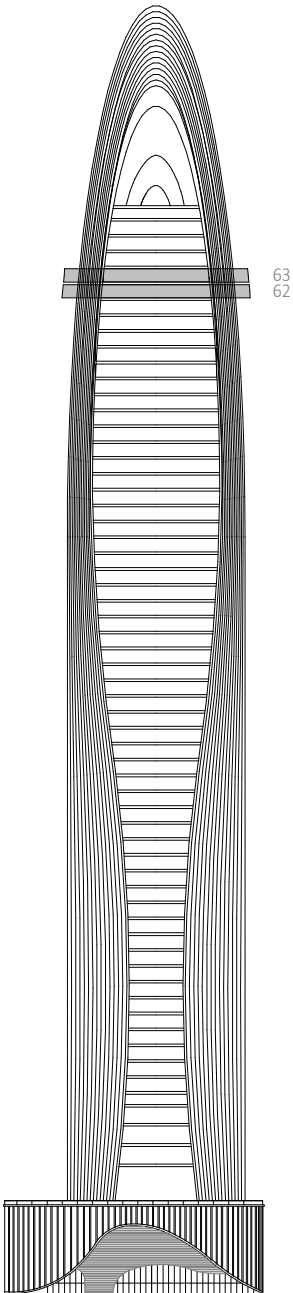
REIDENTIAL FLOOR PLAN 47  
62ND LEVEL FLOOR PLAN

FLAT NUMBER | 01  
PENTHOUSE DUPLEX / TYPE 01

AREA	SQ.M	SQ.FT
SUITE AREA	457 m <sup>2</sup>	4923 ft <sup>2</sup>
BALCONY AREA	185 m <sup>2</sup>	1987 ft <sup>2</sup>
TOTAL UNIT AREA	642 m <sup>2</sup>	6909 ft <sup>2</sup>

FLAT DESIGN COMPONENTS	
Name	Area
FAMILY LOUNGE	44 m <sup>2</sup>
LIVING	41 m <sup>2</sup>
GYM / GAMING	37 m <sup>2</sup>
STAIR LOBBY	33 m <sup>2</sup>
GUESTS BEDROOM	29 m <sup>2</sup>
DINING	28 m <sup>2</sup>
OFFICE LOUNGE	27 m <sup>2</sup>
BEDROOM	24 m <sup>2</sup>
BATH	20 m <sup>2</sup>
BATH	19 m <sup>2</sup>
BACK KITCHEN	18 m <sup>2</sup>
FOYER	14 m <sup>2</sup>
MAID'S ROOM	13 m <sup>2</sup>

FLAT DESIGN COMPONENTS	
Name	Area
PASSAGE	13 m <sup>2</sup>
FRONT KITCHEN	12 m <sup>2</sup>
PASSAGE	8 m <sup>2</sup>
LAUN. / STORE	7 m <sup>2</sup>
SERVICE LOBBY	7 m <sup>2</sup>
DRESS	6 m <sup>2</sup>
BATH	5 m <sup>2</sup>
DRESS	3 m <sup>2</sup>
LIFT	3 m <sup>2</sup>
LOBBY	3 m <sup>2</sup>
LOBBY	3 m <sup>2</sup>
PWDR	3 m <sup>2</sup>
WASH	3 m <sup>2</sup>



PRIVATE POOL :

**Disclaimer:**  
The mentioned areas are approximate and may be subject to minor modifications upon completion of finishing and installation of services.  
The specific brands of finishing materials, sanitary ware, and appliances are subject to market availability, and equivalent alternatives may be provided as necessary.



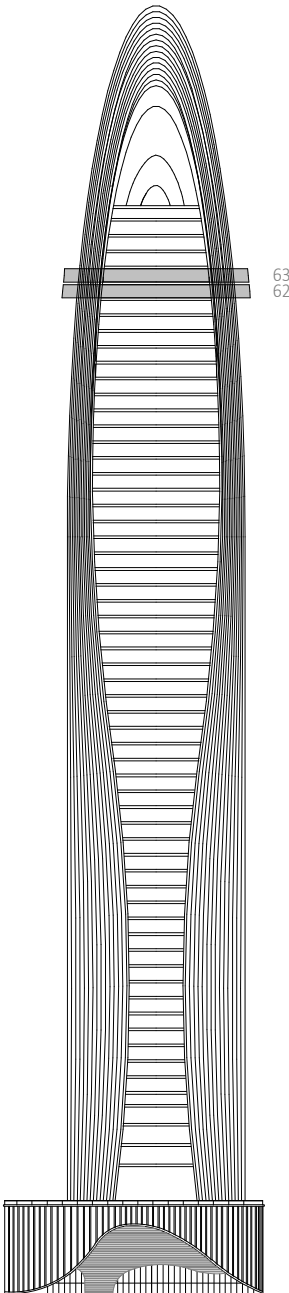
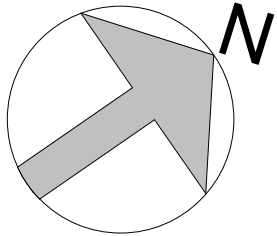
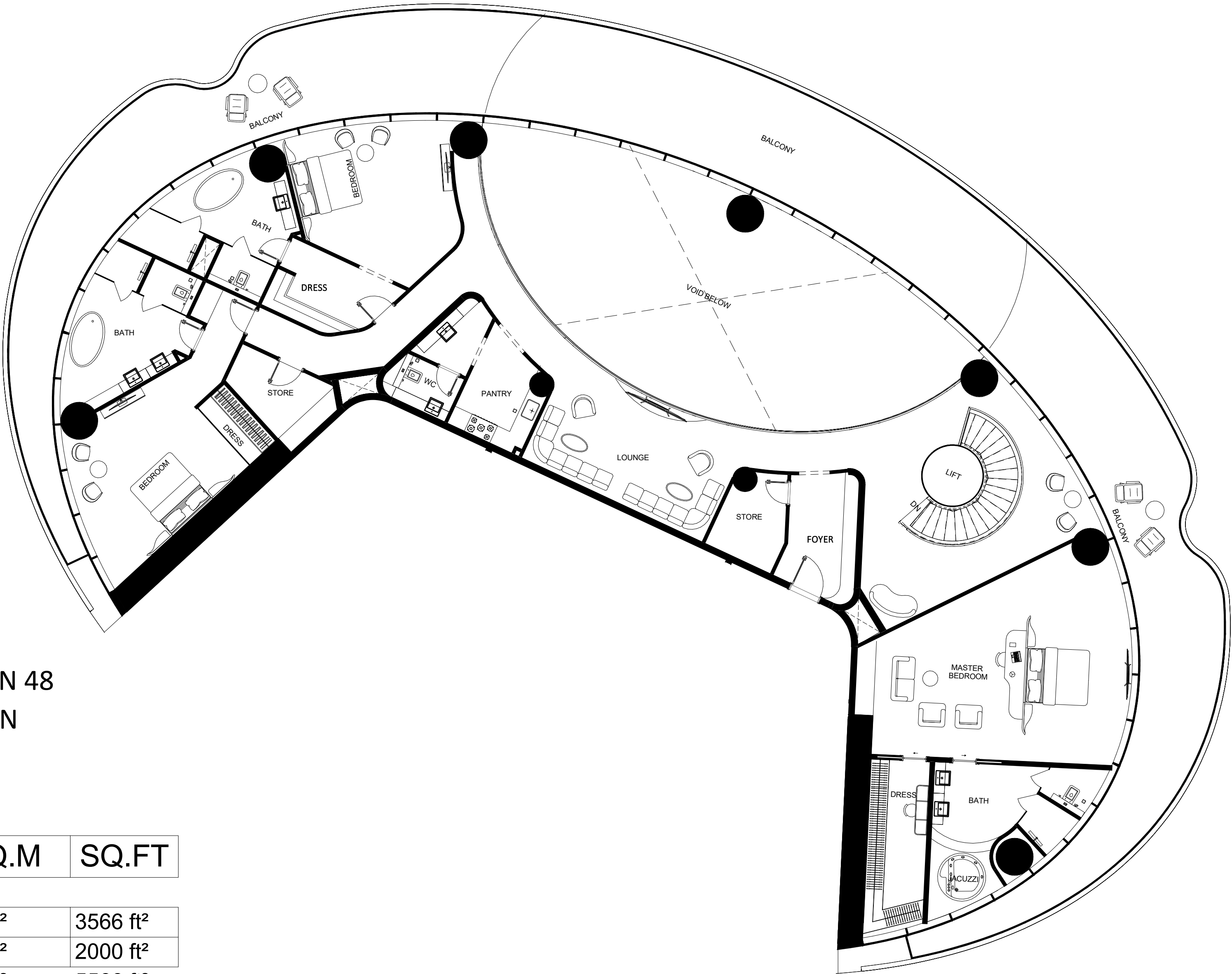
REIDENTIAL FLOOR PLAN 48  
63RD LEVEL FLOOR PLAN

FLAT NUMBER | 01  
PENTHOUSE DUPLEX / TYPE 01

AREA	SQ.M	SQ.FT
SUITE AREA	331 m²	3566 ft²
BALCONY AREA	186 m²	2000 ft²
TOTAL UNIT AREA	517 m²	5566 ft²

FLAT DESIGN COMPONENTS		
Name	Area	
MASTER BEDROOM	49 m²	
STAIR LOBBY	38 m²	
BEDROOM	25 m²	
LOUNGE	24 m²	
BEDROOM	23 m²	
PASSAGE	19 m²	
BATH	18 m²	
BATH	17 m²	
BATH	16 m²	
DRESS	11 m²	
FOYER	9 m²	

FLAT DESIGN COMPONENTS		
Name	Area	
DRESS	8 m²	
PANTRY	7 m²	
STORE	7 m²	
STORE	6 m²	
LOBBY	5 m²	
PASSAGE	5 m²	
DRESS	3 m²	
LIFT	3 m²	
WASH	3 m²	
WC	3 m²	



GENERAL FINISHES:	
Flooring:	Travertine Stone or equivalent / Walnut Wood / Gaya Marble or equivalent / High Grade Marble / Black Glass/Black Steel
Skirting:	Travertine Stone or equivalent / Walnut Wood
Wall:	Travertine Stone cladding / Walnut wood panel/ Fluted Walnut Wood Panel / Fluted Travertine Stone or equivalent / Chrome + Trim /Stucco Decorative Paint or equivalent /Glossy Black Mirror / Fabric + Leather covering or equivalent / Gaya Marble / High Grade Marble / Screen
Ceiling:	Suspended Gypsum board in emulsion paint finish / Stainless steel patterns /Chrome / Screen / Black Glass
Terrace:	Composite decking
KITCHEN & APPLIANCES	
Cabinets:	Walnut wood cabinets, chrome trims, sandwich glass cabinets, Fluted walnut wood cabinet
Countertop:	Black Glass / Travertine Stone or equivalent
Back Splash:	Travertine Stone or equivalent
Sink:	Miele, Gaggenau, Bosche, Viking or equivalent.
Fridge:	Miele, Gaggenau, Bosche, Viking or equivalent.
Dish Washer:	Miele, Gaggenau, Bosche, Viking or equivalent.
Microwave:	Miele, Gaggenau, Bosche, Viking or equivalent.
Oven:	Miele, Gaggenau, Bosche, Viking or equivalent.
Ice Maker:	Miele, Gaggenau, Bosche, Viking or equivalent.
BATHROOM SPECIFICATIONS:	
Flooring:	Travertine Stone or equivalent
Skirting:	Travertine Stone or equivalent
Wall:	Travertine Stone or equivalent / Mirror / Chrome Trim
Ceiling:	Suspended Gypsum board in emulsion paint finish
Washbasin:	Built in Travertine stone sink or equivalent
WC:	Duravit, Kohler, Hansgrohe, Grohe, Dorn Bracht or equivalent
Shower box:	Duravit, Kohler, Hansgrohe, Grohe, Dorn Bracht or equivalent
Bathtub:	Duravit, Kohler, Hansgrohe, Grohe, Dorn Bracht or equivalent
Jacuzzi:	Duravit, Kohler, Hansgrohe, Grohe, Dorn Bracht or equivalent
GENERAL SPECIFICATIONS:	
Door Materials:	Wood
Doors...	Steel / Chrome
Wardrobes...	Walnut Wood / Clear Glass / Black Glass
Wardrobes...	Steel / Chrome

**Disclaimer:**  
■ The mentioned areas are approximate and may be subject to minor modifications upon completion of finishing and installation of services.  
■ The specific brands of finishing materials, sanitary ware, and appliances are subject to market availability, and equivalent alternatives may be provided as necessary.



PENTHOUSE TRIPLEX

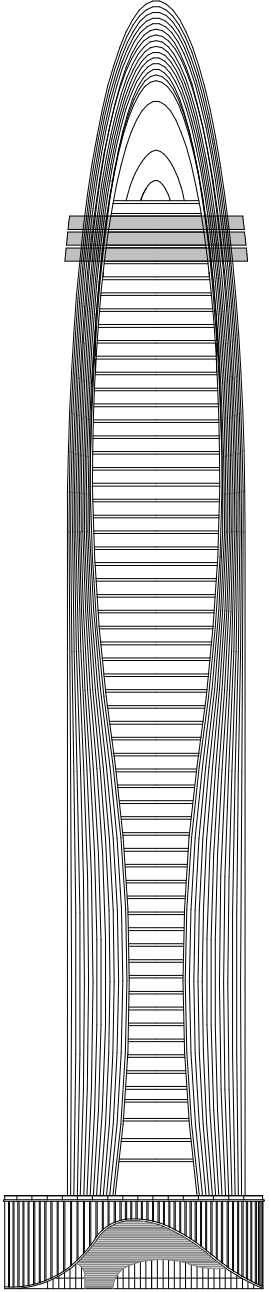
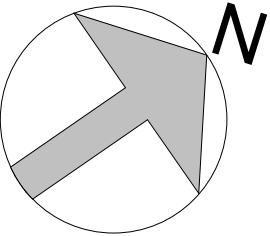
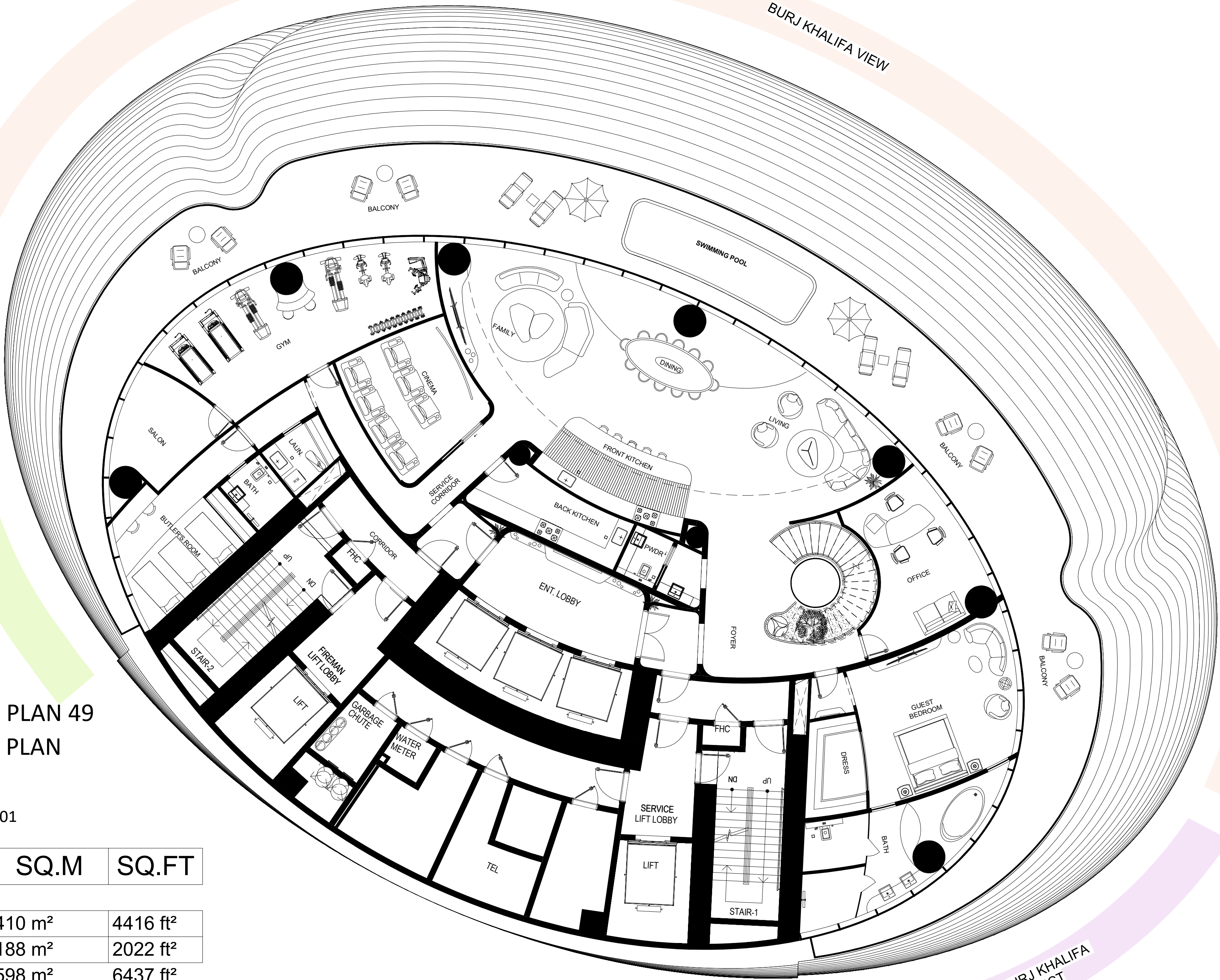
REIDENTIAL FLOOR PLAN 49  
64TH LEVEL FLOOR PLAN

FLAT NUMBER | 01  
PENTHOUSE TRIPLEX / TYPE 01

AREA	SQ.M	SQ.FT
SUITE AREA	410 m²	4416 ft²
BALCONY AREA	188 m²	2022 ft²
TOTAL UNIT AREA	598 m²	6437 ft²

VIEW ANALYSIS

- BURJ KHALIFA - BURJ KHALIFA DISTRICT
- BURJ KHALIFA DISTRICT
- WATER CANAL - BUISINESS BAY



GENERAL FINISHES:	
Flooring:	Travertine Stone or equivalent / Walnut Wood / Gaya Marble or equivalent / High Grade Marble / Black Glass/Black Steel
Skirting:	Travertine Stone or equivalent / Walnut Wood
Wall:	Travertine Stone cladding / Walnut wood panel/ Fluted Walnut Wood Panel / Fluted Travertine Stone or equivalent / Chrome + Trim /Stucco Decorative Paint or equivalent /Glossy Black Mirror / Fabric + Leather covering or equivalent / Gaya Marble / High Grade Marble / Screen
Ceiling:	Suspended Gypsum board in emulsion paint finish / Stainless steel patterns /Chrome / Screen / Black Glass
Terrace:	Composite decking
KITCHEN & APPLIANCES	
Cabinets:	Walnut wood cabinets, chrome trims, sandwich glass cabinets, Fluted walnut wood cabinet
Countertop:	Black Glass / Travertine Stone or equivalent
Back Splash:	Travertine Stone or equivalent
Sink:	Miele, Gaggenau, Bosche, Viking or equivalent.
Fridge:	Miele, Gaggenau, Bosche, Viking or equivalent.
Dish Washer:	Miele, Gaggenau, Bosche, Viking or equivalent.
Microwave:	Miele, Gaggenau, Bosche, Viking or equivalent.
Oven:	Miele, Gaggenau, Bosche, Viking or equivalent.
Ice Maker:	Miele, Gaggenau, Bosche, Viking or equivalent.
BATHROOM SPECIFICATIONS:	
Flooring:	Travertine Stone or equivalent
Skirting:	Travertine Stone or equivalent
Wall:	Travertine Stone or equivalent / Mirror / Chrome Trim
Ceiling:	Suspended Gypsum board in emulsion paint finish
Washbasin:	Built in Travertine stone sink or equivalent
WC:	Duravit, Kohler, Hansgrohe, Grohe, Dorn Bracht or equivalent
Shower box:	Duravit, Kohler, Hansgrohe, Grohe, Dorn Bracht or equivalent
Bathtub:	Duravit, Kohler, Hansgrohe, Grohe, Dorn Bracht or equivalent
Jacuzzi:	Duravit, Kohler, Hansgrohe, Grohe, Dorn Bracht or equivalent
GENERAL SPECIFICATIONS:	
Door Materials:	Wood
Doors...	Steel / Chrome
Wardrobes...	Walnut Wood / Clear Glass / Black Glass
Wardrobes...	Steel / Chrome

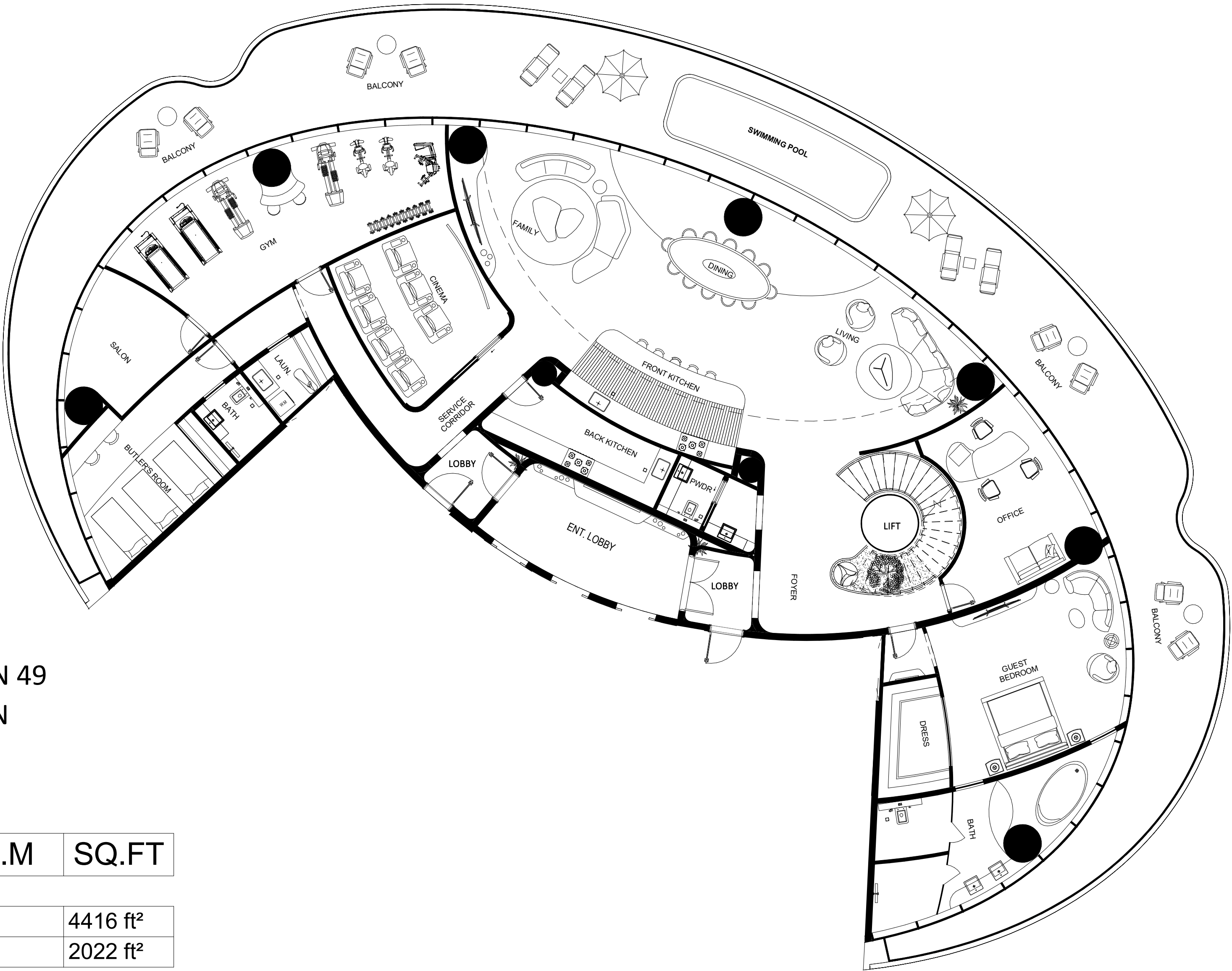
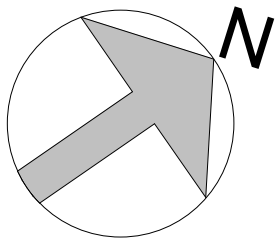
PRIVATE POOL :

Disclaimer:

- The mentioned areas are approximate and may be subject to minor modifications upon completion of finishing and installation of services.
- The specific brands of finishing materials, sanitary ware, and appliances are subject to market availability, and equivalent alternatives may be provided as necessary.



PENTHOUSE TRIPLEX



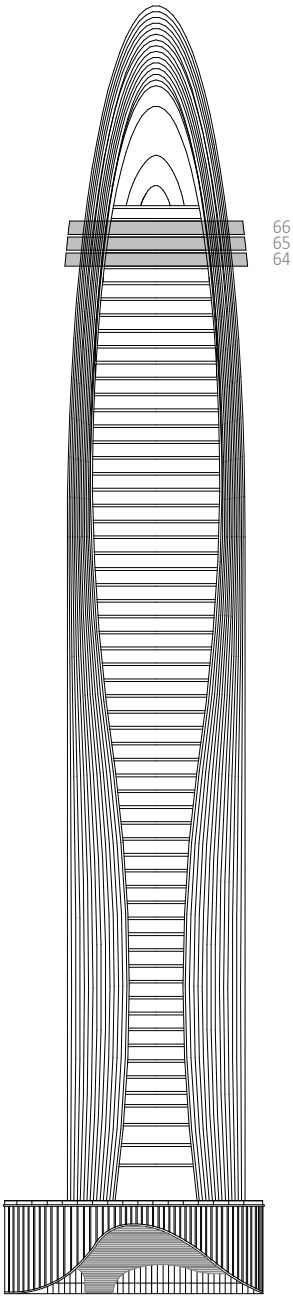
REIDENTIAL FLOOR PLAN 49  
64TH LEVEL FLOOR PLAN

FLAT NUMBER | 01  
PENTHOUSE TRIPLEX / TYPE 01

AREA	SQ.M	SQ.FT
SUITE AREA	410 m²	4416 ft²
BALCONY AREA	188 m²	2022 ft²
TOTAL UNIT AREA	598 m²	6437 ft²

FLAT DESIGN COMPONENTS		
Name	Area	
GYM	40 m²	
FAMILY	34 m²	
GUEST BEDROOM	34 m²	
LIVING	34 m²	
FOYER	31 m²	
DINING	28 m²	
BATH	24 m²	
OFFICE	23 m²	
BUTLER'S ROOM	21 m²	
CINEMA	20 m²	
ENT.LOBBY	18 m²	
SERVICE CORRIDOR	17 m²	
FRONT KITCHEN	14 m²	

FLAT DESIGN COMPONENTS		
Name	Area	
SALON	13 m²	
BACK KITCHEN	11 m²	
DRESS	7 m²	
LOBBY	5 m²	
LOBBY	5 m²	
BATH	4 m²	
LAUN	4 m²	
PWDR	3 m²	
WASH	3 m²	



GENERAL FINISHES:	
Flooring:	Travertine Stone or equivalent / Walnut Wood / Gaya Marble or equivalent / High Grade Marble / Black Glass/Black Steel
Skirting:	Travertine Stone or equivalent / Walnut Wood
Wall:	Travertine Stone cladding / Walnut wood panel/ Fluted Walnut Wood Panel / Fluted Travertine Stone or equivalent / Chrome + Trim /Stucco Decorative Paint or equivalent /Glossy Black Mirror / Fabric + Leather covering or equivalent / Gaya Marble / High Grade Marble / Screen
Ceiling:	Suspended Gypsum board in emulsion paint finish / Stainless steel patterns /Chrome / Screen / Black Glass
Terrace:	Composite decking
KITCHEN & APPLIANCES	
Cabinets:	Walnut wood cabinets, chrome trims, sandwich glass cabinets, Fluted walnut wood cabinet
Countertop:	Black Glass / Travertine Stone or equivalent
Back Splash:	Travertine Stone or equivalent
Sink:	Miele, Gaggenau, Bosche, Viking or equivalent.
Fridge:	Miele, Gaggenau, Bosche, Viking or equivalent.
Dish Washer:	Miele, Gaggenau, Bosche, Viking or equivalent.
Microwave:	Miele, Gaggenau, Bosche, Viking or equivalent.
Oven:	Miele, Gaggenau, Bosche, Viking or equivalent.
Ice Maker:	Miele, Gaggenau, Bosche, Viking or equivalent.
BATHROOM SPECIFICATIONS:	
Flooring:	Travertine Stone or equivalent
Skirting:	Travertine Stone or equivalent
Wall:	Travertine Stone or equivalent / Mirror / Chrome Trim
Ceiling:	Suspended Gypsum board in emulsion paint finish
Washbasin:	Built in Travertine stone sink or equivalent
WC:	Duravit, Kohler, Hansgrohe, Grohe, Dorn Bracht or equivalent
Shower box:	Duravit, Kohler, Hansgrohe, Grohe, Dorn Bracht or equivalent
Bathtub:	Duravit, Kohler, Hansgrohe, Grohe, Dorn Bracht or equivalent
Jacuzzi:	Duravit, Kohler, Hansgrohe, Grohe, Dorn Bracht or equivalent
GENERAL SPECIFICATIONS:	
Door Materials:	Wood
Doors...	Steel / Chrome
Wardrobes...	Walnut Wood / Clear Glass / Black Glass
Wardrobes...	Steel / Chrome

PRIVATE POOL :

**Disclaimer:**  
The mentioned areas are approximate and may be subject to minor modifications upon completion of finishing and installation of services.  
The specific brands of finishing materials, sanitary ware, and appliances are subject to market availability, and equivalent alternatives may be provided as necessary.



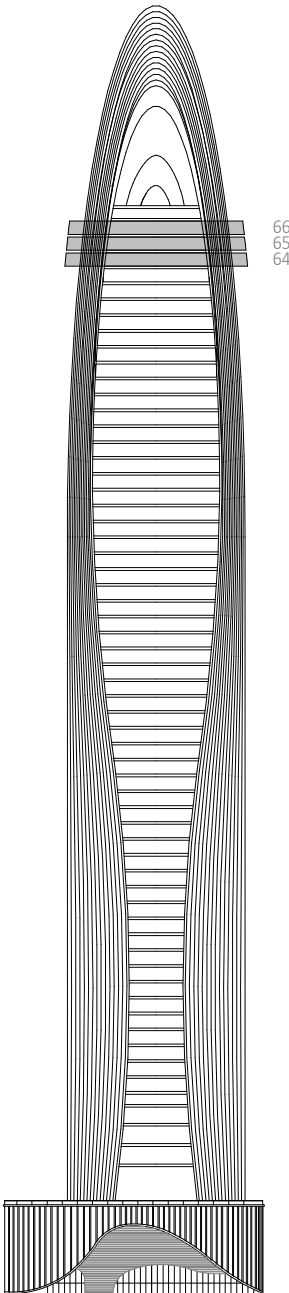
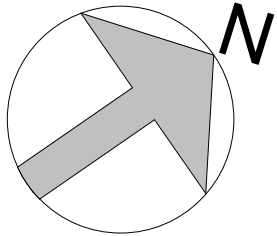
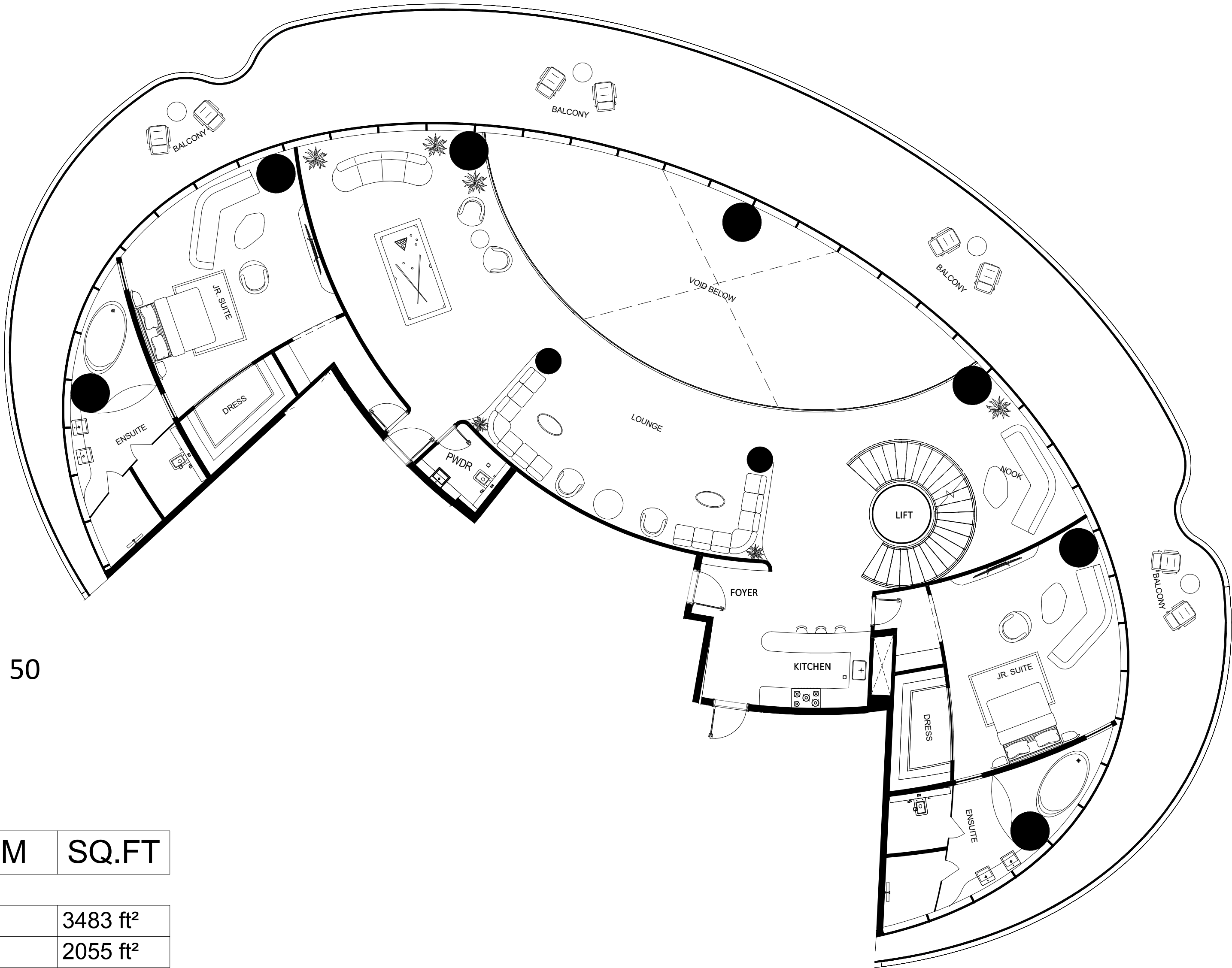
REIDENTIAL FLOOR PLAN 50  
65TH LEVEL FLOOR PLAN

FLAT NUMBER | 01  
PENTHOUSE TRIPLEX / TYPE 01

AREA	SQ.M	SQ.FT
------	------	-------

SUITE AREA	324 m²	3483 ft²
BALCONY AREA	191 m²	2055 ft²
TOTAL UNIT AREA	515 m²	5538 ft²

FLAT DESIGN COMPONENTS		
Name	Area	
LOUNGE	91 m²	
NOOK	50 m²	
JR. SUITE	39 m²	
JR. SUITE	37 m²	
ENSUITE	22 m²	
ENSUITE	22 m²	
LOBBY	12 m²	
FOYER	9 m²	
KITCHEN	8 m²	
DRESS	6 m²	
DRESS	6 m²	
PWDR	4 m²	

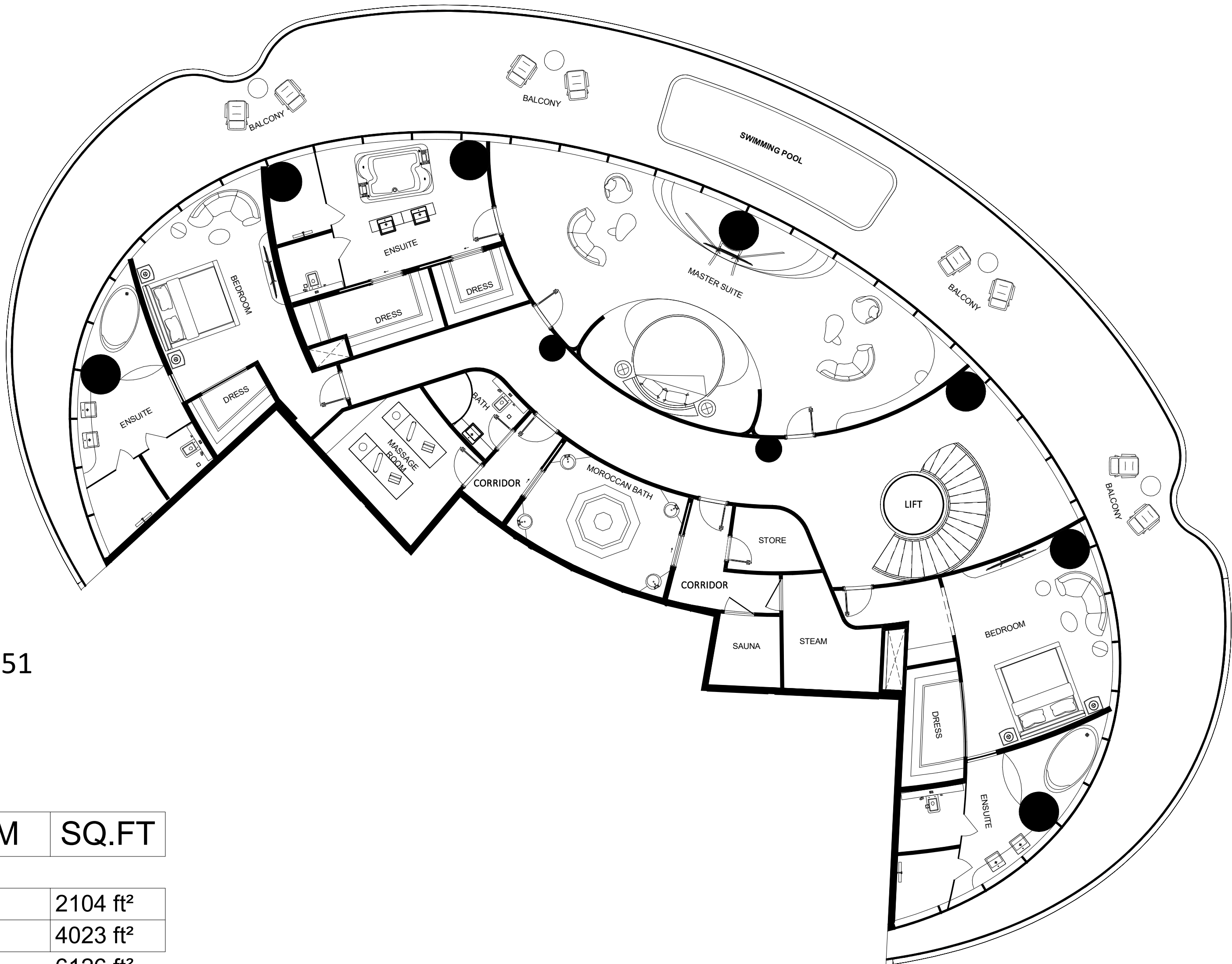
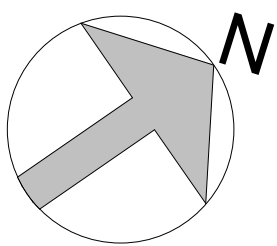


GENERAL FINISHES:	
Flooring:	Travertine Stone or equivalent / Walnut Wood / Gaya Marble or equivalent / High Grade Marble / Black Glass/Black Steel
Skirting:	Travertine Stone or equivalent / Walnut Wood
Wall:	Travertine Stone cladding / Walnut wood panel/ Fluted Walnut Wood Panel / Fluted Travertine Stone or equivalent / Chrome + Trim /Stucco Decorative Paint or equivalent /Glossy Black Mirror / Fabric + Leather covering or equivalent / Gaya Marble / High Grade Marble / Screen
Ceiling:	Suspended Gypsum board in emulsion paint finish / Stainless steel patterns /Chrome / Screen / Black Glass
Terrace:	Composite decking
KITCHEN & APPLIANCES	
Cabinets:	Walnut wood cabinets, chrome trims, sandwich glass cabinets, Fluted walnut wood cabinet
Countertop:	Black Glass / Travertine Stone or equivalent
Back Splash:	Travertine Stone or equivalent
Sink:	Miele, Gaggenau, Bosche, Viking or equivalent.
Fridge:	Miele, Gaggenau, Bosche, Viking or equivalent.
Dish Washer:	Miele, Gaggenau, Bosche, Viking or equivalent.
Microwave:	Miele, Gaggenau, Bosche, Viking or equivalent.
Oven:	Miele, Gaggenau, Bosche, Viking or equivalent.
Ice Maker:	Miele, Gaggenau, Bosche, Viking or equivalent.
BATHROOM SPECIFICATIONS:	
Flooring:	Travertine Stone or equivalent
Skirting:	Travertine Stone or equivalent
Wall:	Travertine Stone or equivalent / Mirror / Chrome Trim
Ceiling:	Suspended Gypsum board in emulsion paint finish
Washbasin:	Built in Travertine stone sink or equivalent
WC:	Duravit, Kohler, Hansgrohe, Grohe, Dorn Bracht or equivalent
Shower box:	Duravit, Kohler, Hansgrohe, Grohe, Dorn Bracht or equivalent
Bathtub:	Duravit, Kohler, Hansgrohe, Grohe, Dorn Bracht or equivalent
Jacuzzi:	Duravit, Kohler, Hansgrohe, Grohe, Dorn Bracht or equivalent
GENERAL SPECIFICATIONS:	
Door Materials:	Wood
Doors...	Steel / Chrome
Wardrobes...	Walnut Wood / Clear Glass / Black Glass
Wardrobes...	Steel / Chrome

**Disclaimer:**

- The mentioned areas are approximate and may be subject to minor modifications upon completion of finishing and installation of services.
- The specific brands of finishing materials, sanitary ware, and appliances are subject to market availability, and equivalent alternatives may be provided as necessary.





REIDENTIAL FLOOR PLAN 51  
66TH LEVEL FLOOR PLAN

FLAT NUMBER | 01

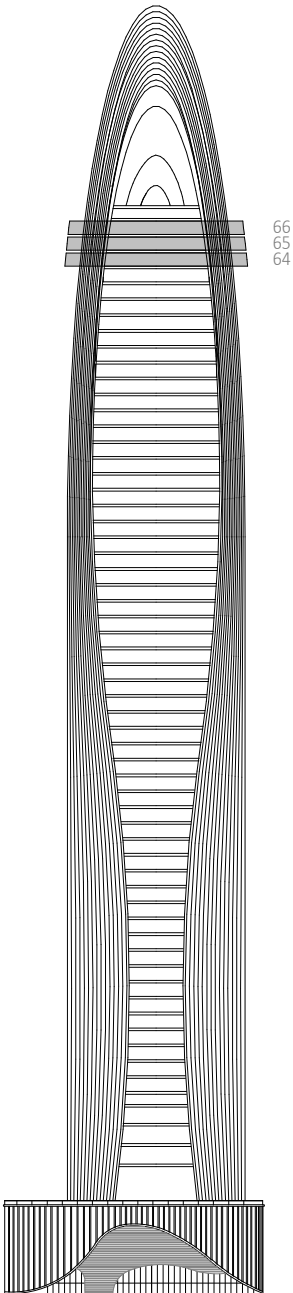
PENTHOUSE TRIPLEX / TYPE 01

AREA	SQ.M	SQ.FT
------	------	-------

BALCONY AREA	195 m²	2104 ft²
SUITE AREA	374 m²	4023 ft²
TOTAL UNIT AREA	569 m²	6126 ft²

FLAT DESIGN COMPONENTS		
Name	Area	
MASTER SUITE	76 m²	
LOBBY	60 m²	
BEDROOM	31 m²	
BEDROOM	26 m²	
ENSUITE	25 m²	
BATH	20 m²	
BATH	20 m²	
MOROCCAN BATH	15 m²	
MASSAGE ROOM	13 m²	
STEAM	8 m²	
DRESS	7 m²	
CORRIDOR	6 m²	
DRESS	6 m²	
BATH	5 m²	
CORRIDOR	4 m²	
DRESS	4 m²	
DRESS	4 m²	
SAUNA	4 m²	
STORE	4 m²	

GENERAL FINISHES:	
Flooring:	Travertine Stone or equivalent / Walnut Wood / Gaya Marble or equivalent / High Grade Marble / Black Glass/Black Steel
Skirting:	Travertine Stone or equivalent / Walnut Wood
Wall:	Travertine Stone cladding / Walnut wood panel/ Fluted Walnut Wood Panel / Fluted Travertine Stone or equivalent / Chrome + Trim /Stucco Decorative Paint or equivalent /Glossy Black Mirror / Fabric + Leather covering or equivalent / Gaya Marble / High Grade Marble / Screen
Ceiling:	Suspended Gypsum board in emulsion paint finish / Stainless steel patterns /Chrome / Screen / Black Glass
Terrace:	Composite decking
KITCHEN & APPLIANCES	
Cabinets:	Walnut wood cabinets, chrome trims, sandwich glass cabinets, Fluted walnut wood cabinet
Countertop:	Black Glass / Travertine Stone or equivalent
Back Splash:	Travertine Stone or equivalent
Sink:	Miele, Gaggenau, Bosche, Viking or equivalent.
Fridge:	Miele, Gaggenau, Bosche, Viking or equivalent.
Dish Washer:	Miele, Gaggenau, Bosche, Viking or equivalent.
Microwave:	Miele, Gaggenau, Bosche, Viking or equivalent.
Oven:	Miele, Gaggenau, Bosche, Viking or equivalent.
Ice Maker:	Miele, Gaggenau, Bosche, Viking or equivalent.
BATHROOM SPECIICATIONS:	
Flooring:	Travertine Stone or equivalent
Skirting:	Travertine Stone or equivalent
Wall:	Travertine Stone or equivalent / Mirror / Chrome Trim
Ceiling:	Suspended Gypsum board in emulsion paint finish
Washbasin:	Built in Travertine stone sink or equivalent
WC:	Duravit, Kohler, Hansgrohe, Grohe, Dorn Bracht or equivalent
Shower box:	Duravit, Kohler, Hansgrohe, Grohe, Dorn Bracht or equivalent
Bathtub:	Duravit, Kohler, Hansgrohe, Grohe, Dorn Bracht or equivalent
Jacuzzi:	Duravit, Kohler, Hansgrohe, Grohe, Dorn Bracht or equivalent
GENERAL SPECIFICATIONS:	
Door Materials:	Wood
Doors...	Steel / Chrome
Wardrobes...	Walnut Wood / Clear Glass / Black Glass
Wardrobes...	Steel / Chrome



**Disclaimer:**

- The mentioned areas are approximate and may be subject to minor modifications upon completion of finishing and installation of services.
- The specific brands of finishing materials, sanitary ware, and appliances are subject to market availability, and equivalent alternatives may be provided as necessary.